





2022 APPLICATION CATALOG & INTERCHANGE (2000 AND NEWER)

| Motor Mounts | Transmission Mounts |
| Mount Kits | Drive Shaft Supports |



DOMESTIC & IMPORT CARS & TRUCKS



Thank you for choosing Westar Distribution, LLC for your Engine, Transmission, and Center Support Mount needs.

Our History:

- 1986 - Westar incorporated in an initial warehouse 1,500 square feet, in Columbia, MD.
- 1989 - Westar moved into a 5,000 square foot facility in Jessup, MD
- 1992 – Westar expanded into a 19,000 square foot facility in Laurel, MD
- 2000 – Westar grew into a 60,000 square foot facility back in Jessup, MD
- 2011 – We again, grew into a 187,000 square foot facility in Columbia, MD
- 2021 – We streamlined our operations into our current 85,000 square foot facility in Odenton, MD

Westar incorporated a solid business model to ensure that any customer that aligns with Westar grows with us and becomes successful.

1. **Branding** – A whole new marketing effort was set up to allow Westar’s customers to be informed about what’s going on with our engine mounts and to make sure they are ahead of the game.
2. **Quality** – Amazing Product Quality reduces the customer’s returns and establishes a positive reputation in the market. All of our factories are required to obtain and adhere to the stringent requirements of such industry standards as ISO, QS, and TS.
3. **Coverage** – Great coverage and research allows Westar to ensure our customers have legitimate full line coverage of engine mounts along with the capability to make sure they are always stocking the right parts.
4. **Price** – Competitive Pricing allows Westar’s customers to grow and compete at the highest level.
5. **Performance** – Delivering amazing fill rate on all orders placed with Westar at amazing delivery time!

**Corporate Office /
East Coast Distribution**
350 Winmeyer Ave
Suite: B
Odenton, MD 21113
Tel: (301)490-0010
Fax: (301)776-2860

West Coast Distribution
3788 Ctej kdrf Cxg
Qpvtkq, CA 93983
Tel: (714)92; /2: 52

TABLE OF CONTENTS

Supersession / Consolidations.....	v
Discontinued / Obsolete.....	vi
Abbreviations.....	viii
Body Mounts And Body Bushings.....	ix
EM-5000 Universal.....	x
Engine, Transmission Mounts, & Torque Struts.....	1
ACURA PASSENGER CAR.....	1
ACURA SPORT UTILITY.....	3
AUDI PASSENGER CAR.....	3
AUDI SPORTS UTILITY.....	8
BMW PASSENGER CAR.....	8
BMW SPORT UTILITY.....	15
BUICK PASSENGER CAR.....	16
BUICK SPORT UTILITY.....	18
BUICK VAN.....	19
CADILLAC PASSENGER CAR.....	20
CADILLAC SPORT UTILITY.....	21
CHEVROLET MEDIUM/HEAVY DUTY TRUCK.....	39
CHEVROLET PASSENGER CAR.....	22
CHEVROLET SPORT UTILITY.....	29
CHEVROLET TRUCK.....	32
CHEVROLET VAN.....	37
CHRYSLER PASSENGER CAR.....	39
CHRYSLER SUV.....	42
CHRYSLER VAN.....	42
DAEWOO PASSENGER CAR.....	44
DODGE MEDIUM/HEAVY DUTY.....	55
DODGE PASSENGER CAR.....	45
DODGE SPORT UTILITY.....	48
DODGE TRUCK.....	49
DODGE VAN.....	52
FIAT PASSENGER CAR.....	55
FIAT SUV.....	55
FORD MEDIUM/HEAVY DUTY.....	69
FORD PASSENGER CAR.....	55
FORD SPORT UTILITY.....	60
FORD TRUCK.....	64
FORD VAN.....	67
FREIGHTLINER.....	71
GMC MEDIUM/HEAVY DUTY TRUCK.....	78
GMC SPORT UTILITY.....	71
GMC TRUCK.....	73
GMC VAN.....	77
HONDA PASSENGER CAR.....	79
HONDA SPORT UTILITY.....	82
HONDA TRUCK.....	84
HONDA VAN.....	84
HUMMER.....	85
HYUNDAI PASSENGER CAR.....	85
HYUNDAI SPORT UTILITY.....	90
HYUNDAI VAN.....	91
INFINITI PASSENGER CAR.....	92
INFINITI SPORT UTILITY.....	93
ISUZU SPORT UTILITY.....	95
ISUZU TRUCK.....	95
JAGUAR.....	96
JAGUAR SPORTS UTILITY.....	96
JEEP SPORT UTILITY.....	96
KIA PASSENGER CAR.....	99
KIA SPORT UTILITY.....	103
KIA VAN.....	104

TABLE OF CONTENTS

Engine, Transmission Mounts, & Torque Struts.....

LAND ROVER SPORT UTILITY.....	104
LEXUS PASSENGER CAR.....	105
LEXUS SPORT UTILITY.....	106
LINCOLN PASSENGER CAR.....	108
LINCOLN SPORT UTILITY.....	109
LINCOLN TRUCK.....	110
MAZDA PASSENGER CAR.....	110
MAZDA SPORT UTILITY.....	113
MAZDA TRUCK.....	114
MAZDA VAN.....	114
MERCEDES-BENZ PASSENGER CAR.....	115
MERCEDES-BENZ SPORT UTILITY.....	120
MERCEDES-BENZ VAN.....	122
MERCURY PASSENGER CAR.....	122
MERCURY SPORT UTILITY.....	124
MERCURY VAN.....	124
MINI.....	125
MINI.....	126
MITSUBISHI PASSENGER CAR.....	126
MITSUBISHI SPORT UTILITY.....	128
NISSAN PASSENGER CAR.....	129
NISSAN SPORT UTILITY.....	134
NISSAN TRUCK.....	137
NISSAN VAN.....	137
OLDSMOBILE PASSENGER CAR.....	138
OLDSMOBILE SPORT UTILITY.....	139
OLDSMOBILE VAN.....	139
PLYMOUTH PASSENGER CAR.....	139
PLYMOUTH VAN.....	139
PONTIAC PASSENGER CAR.....	140
PONTIAC SPORT UTILITY.....	144
PONTIAC VAN.....	144
PORSCHE.....	144
PORSCHE SUV.....	145
RAM MEDIUM/HEAVY DUTY TRUCK.....	146
RAM TRUCK.....	145
RAM VAN.....	145
RENAULT PASSENGER CAR.....	146
RENAULT SPORT UTILITY.....	147
RENAULT VAN.....	147
SAAB PASSENGER CAR.....	147
SAAB SUV.....	147
SATURN PASSENGER CAR.....	147
SATURN SUV.....	150
SATURN VAN.....	150
SCION PASSENGER CAR.....	151
SCION VAN.....	151
SEAT PASSENGER CAR.....	152
SMART.....	152
SRT.....	153
STERLING MEDIUM/HEAVY DUTY TRUCK.....	153
SUBARU PASSENGER CAR.....	153
SUBARU SPORT UTILITY.....	154
SUZUKI PASSENGER CAR.....	155
SUZUKI SPORT UTILITY.....	156
TOYOTA PASSENGER CAR.....	157
TOYOTA SPORT UTILITY.....	161
TOYOTA TRUCK.....	164
TOYOTA VAN.....	165
VOLKSWAGEN PASSENGER CAR.....	166
VOLKSWAGEN SPORT UTILITY.....	171
VOLKSWAGEN TRUCK.....	172
VOLKSWAGEN VAN.....	172
VOLVO PASSENGER CAR.....	172
VOLVO SPORT UTILITY.....	175

Engine Mount Kits..... 177

TABLE OF CONTENTS

Engine Mount Kits.....	177
ACURA PASSENGER CAR.....	177
AUDI PASSENGER CAR.....	177
BUICK PASSENGER CAR.....	177
BUICK SPORT UTILITY.....	177
BUICK VAN.....	177
CADILLAC PASSENGER CAR.....	177
CADILLAC SPORT UTILITY.....	177
CHEVROLET PASSENGER CAR.....	178
CHEVROLET SPORT UTILITY.....	178
CHEVROLET TRUCK.....	179
CHEVROLET VAN.....	179
CHRYSLER PASSENGER CAR.....	180
CHRYSLER SUV.....	180
CHRYSLER VAN.....	180
DODGE PASSENGER CAR.....	180
DODGE VAN.....	180
FORD PASSENGER CAR.....	181
FORD SPORT UTILITY.....	181
FORD TRUCK.....	181
GMC SPORT UTILITY.....	181
GMC TRUCK.....	182
GMC VAN.....	182
HONDA PASSENGER CAR.....	182
HONDA VAN.....	182
HYUNDAI PASSENGER CAR.....	183
HYUNDAI SPORT UTILITY.....	183
INFINITI SPORT UTILITY.....	183
JEEP SPORT UTILITY.....	183
KIA PASSENGER CAR.....	184
KIA SPORT UTILITY.....	184
LINCOLN PASSENGER CAR.....	184
LINCOLN SPORT UTILITY.....	184
MAZDA PASSENGER CAR.....	184
MAZDA SPORT UTILITY.....	184
MAZDA VAN.....	185
MERCURY PASSENGER CAR.....	185
MERCURY SPORT UTILITY.....	185
NISSAN PASSENGER CAR.....	185
NISSAN SPORT UTILITY.....	185
NISSAN TRUCK.....	186
NISSAN VAN.....	186
OLDSMOBILE PASSENGER CAR.....	186
PLYMOUTH PASSENGER CAR.....	186
PONTIAC PASSENGER CAR.....	186
PONTIAC SPORT UTILITY.....	186
PONTIAC VAN.....	186
SATURN SUV.....	186
SATURN VAN.....	187
SEAT PASSENGER CAR.....	187
TOYOTA PASSENGER CAR.....	187
TOYOTA SPORT UTILITY.....	187
TOYOTA TRUCK.....	187
TOYOTA VAN.....	187
VOLKSWAGEN PASSENGER CAR.....	187
VOLKSWAGEN VAN.....	188
Drive Shaft Center Supports.....	189
AUDI SPORTS UTILITY.....	189
BMW PASSENGER CAR.....	189
BMW SPORT UTILITY.....	190
CADILLAC PASSENGER CAR.....	190
CADILLAC SPORT UTILITY.....	190
CHEVROLET MEDIUM/HEAVY DUTY TRUCK.....	193
CHEVROLET PASSENGER CAR.....	190

TABLE OF CONTENTS

Drive Shaft Center Supports.....
CHEVROLET SPORT UTILITY.....	190
CHEVROLET TRUCK.....	191
CHEVROLET VAN.....	193
CHRYSLER PASSENGER CAR.....	193
DODGE PASSENGER CAR.....	193
DODGE TRUCK.....	193
DODGE VAN.....	194
FORD MEDIUM/HEAVY DUTY.....	195
FORD SPORT UTILITY.....	195
FORD TRUCK.....	195
FORD VAN.....	195
FREIGHTLINER.....	195
GMC MEDIUM/HEAVY DUTY TRUCK.....	198
GMC SPORT UTILITY.....	196
GMC TRUCK.....	196
GMC VAN.....	198
HONDA SPORT UTILITY.....	198
HYUNDAI SPORT UTILITY.....	198
INFINITI PASSENGER CAR.....	199
INFINITI SPORT UTILITY.....	199
INTERNATIONAL MEDIUM/HEAVY DUTY TRUCK.....	199
ISUZU TRUCK.....	200
KIA SPORT UTILITY.....	200
LEXUS PASSENGER CAR.....	200
LEXUS SPORT UTILITY.....	200
MAZDA SPORT UTILITY.....	200
MERCEDES-BENZ PASSENGER CAR.....	200
MERCEDES-BENZ SPORT UTILITY.....	200
MERCEDES-BENZ VAN.....	201
MERCURY SPORT UTILITY.....	201
NISSAN SPORT UTILITY.....	201
NISSAN TRUCK.....	201
PONTIAC SPORT UTILITY.....	201
PORSCHE SUV.....	201
RAM TRUCK.....	201
SATURN SUV.....	201
TOYOTA SPORT UTILITY.....	201
TOYOTA TRUCK.....	201
TOYOTA VAN.....	202
VOLKSWAGEN SPORT UTILITY.....	202
Buyer's Guide - Numerical Listing & Illustrations.....	203
Interchange Guide.....	346

Re-Number & Consolidate

Old Part #	New Part #	Old Part #	New Part #	Old Part #	New Part #
DS-5233	DS-5225	EM-5090	EM-3124	EM-5334	EM-9253
DS-6097	DS-6078	EM-5095	EM-3066	EM-5335	EM-9053
DS-6100	DS-6500	EM-5099	EM-9056	EM-5336	EM-9492
DS-6101	DS-6501	EM-5102	EM-5098	EM-5337	EM-8068
DS-6102	DS-6502	EM-5115	EM-2940	EM-5338	EM-8492
DS-6103	DS-6503	EM-5116	EM-2941	EM-5339	EM-8062
DS-6104	DS-6504	EM-5122	EM-8786	EM-5341	EM-9441
DS-6105	DS-6505	EM-5123	EM-8790	EM-5342	EM-9255
DS-6106	DS-6506	EM-5124	EM-9331	EM-5344	EM-9252
DS-6107	DS-6507	EM-5125	EM-8783	EM-5345	EM-9248
DS-6108	DS-6508	EM-5126	EM-9367	EM-5346	EM-3088
DS-6109	DS-6509	EM-5127	EM-9373	EM-5347	EM-3129
DS-6110	DS-6510	EM-5128	EM-9376	EM-5348	EM-9384
DS-6111	DS-6511	EM-5135	EM-9031	EM-5351	EM-3093
DS-6112	DS-6512	EM-5137	EM-9359	EM-5355	EM-9222
DS-6113	DS-6513	EM-5139	EM-9351	EM-5357	EM-9196
DS-6114	DS-6514	EM-5153	EM-9221	EM-5360	EM-3124
DS-6116	DS-5236	EM-5154	EM-9195	EM-5361	EM-8200
DS-6117	DS-6517	EM-5157	EM-9072	EM-5363	EM-9466
DS-6118	DS-6518	EM-5158	EM-8578	EM-5364	EM-2817
DS-6119	DS-6519	EM-5160	EM-9203	EM-5365	EM-9469
DS-6120	DS-6520	EM-5164	EM-9033	EM-5366	EM-9297
DS-8534	DS-8474	EM-5167	EM-9010	EM-5368	EM-9168
DS-8564	DS-8551	EM-5168	EM-9200	EM-5369	EM-2620
EM-2215	EM-2268	EM-5169	EM-9442	EM-5386	EM-9300
EM-2244	EM-2287	EM-5172	EM-8964	EM-5389	EM-9271
EM-2529	EM-2497	EM-5183	EM-5026	EM-5390	EM-9273
EM-2544	EM-2531	EM-5184	EM-8568	EM-5391	EM-9276
EM-2648	EM-2815	EM-5185	EM-8665	EM-5393	EM-9272
EM-2694	EM-2812	EM-5192	EM-9388	EM-5395	EM-3110
EM-2695	EM-2813	EM-5194	EM-5199	EM-5402	EM-9410
EM-2865	EM-2822	EM-5195	EM-9242	EM-5408	EM-9464
EM-2877	EM-2622	EM-5196	EM-9211	EM-5409	EM-9468
EM-2891	EM-2638	EM-5197	EM-2748	EM-5410	EM-9472
EM-2906	EM-2987	EM-5199	EM-8189	EM-5412	EM-9249
EM-2937	EM-2853	EM-5201	EM-8418	EM-5413	EM-9279
EM-2946	EM-2960	EM-5202	EM-9477	EM-5414	EM-9246
EM-2976	EM-2624	EM-5203	EM-9212	EM-5415	EM-9229
EM-3181	EM-5085	EM-5204	EM-9235	EM-5416	EM-9215
EM-4032	EM-4018	EM-5205	EM-9231	EM-5417	EM-9214
EM-4048	EM-3160	EM-5207	EM-9227	EM-5418	EM-9280
EM-4083	EM-4117	EM-5210	EM-8164	EM-5419	EM-9299
EM-4246	EM-4142	EM-5211	EM-9226	EM-5421	EM-8792
EM-5044	EM-9049	EM-5217	EM-9003	EM-5423	EM-2909
EM-5045	EM-9025	EM-5220	EM-2832	EM-5429	EM-3128
EM-5059	EM-3006	EM-5322	EM-9209	EM-5430	EM-3115
EM-5066	EM-9185	EM-5323	EM-9219	EM-5431	EM-2949
EM-5071	EM-9275	EM-5324	EM-9204	EM-5433	EM-9274
EM-5072	EM-9274	EM-5325	EM-9202	EM-5435	EM-9289
EM-5073	EM-9273	EM-5327	EM-9288	EM-5438	EM-9265
EM-5076	EM-2896	EM-5328	EM-9217	EM-5442	EM-9247
EM-5082	EM-9394	EM-5330	EM-9205	EM-5443	EM-9451
EM-5086	EM-3095	EM-5331	EM-9254	EM-5444	EM-5612
EM-5088	EM-9174	EM-5333	EM-9219	EM-5447	EM-9289

Re-Number & Consolidate

Old Part #	New Part #	Old Part #	New Part #	Old Part #	New Part #
EM-5451	EM-5032	EM-5614	EM-9402	EM-5577	EM-3087
EM-5463	EM-9294	EM-5615	EM-9258	EM-5579	EM-3147
EM-5469	EM-9247	EM-5618	EM-9324	EM-5580	EM-3097
EM-5470	EM-9433	EM-5619	EM-9353	EM-5581	EM-3094
EM-5478	EM-8209	EM-5620	EM-9345	EM-5584	EM-3121
EM-5479	EM-2748	EM-5621	EM-9375	EM-5585	EM-3122
EM-5486	EM-9404	EM-5622	EM-9355	EM-5586	EM-3090
EM-5496	EM-9307	EM-5623	EM-9340	EM-5589	EM-3138
EM-5497	EM-9366	EM-5624	EM-9308	EM-5590	EM-3091
EM-5498	EM-9314	EM-5625	EM-9354	EM-5592	EM-3092
EM-5499	EM-9312	EM-5626	EM-9339	EM-5593	EM-3111
EM-5504	EM-2927	EM-5627	EM-9341	EM-5594	EM-3120
EM-5505	EM-9281	EM-5628	EM-9361	EM-5595	EM-3118
EM-5506	EM-8243	EM-5629	EM-9349	EM-5597	EM-9024
EM-5520	EM-9424	EM-5630	EM-9309	EM-5604	EM-9334
EM-5522	EM-5661	EM-5631	EM-9377	EM-5605	EM-9342
EM-5523	EM-2928	EM-5632	EM-9360	EM-5606	EM-9330
EM-5524	EM-2947	EM-5633	EM-9321	EM-5607	EM-9311
EM-5525	EM-2947	EM-5634	EM-9310	EM-5611	EM-9261
EM-5529	EM-9244	EM-5635	EM-9313	EM-5613	EM-9263
EM-5531	EM-9372	EM-5636	EM-9315	EM-5614	EM-9402
EM-5532	EM-9364	EM-5637	EM-9316	EM-5615	EM-9258
EM-5534	EM-9296	EM-5638	EM-9318	EM-5618	EM-9324
EM-5535	EM-9410	EM-5639	EM-9344	EM-5619	EM-9353
EM-5536	EM-9337	EM-5640	EM-9370	EM-5620	EM-9345
EM-5538	EM-9326	EM-5641	EM-9348	EM-5621	EM-9375
EM-5539	EM-9382	EM-5642	EM-9335	EM-5622	EM-9355
EM-5540	EM-9380	EM-5643	EM-9323	EM-5623	EM-9340
EM-5541	EM-9374	EM-5644	EM-9362	EM-5624	EM-9308
EM-5542	EM-9378	EM-5648	EM-9454	EM-5625	EM-9354
EM-5543	EM-9336	EM-5666	EM-3151	EM-5626	EM-9339
EM-5544	EM-9320	EM-5667	EM-3150	EM-5627	EM-9341
EM-5545	EM-9338	EM-5668	EM-9092	EM-5628	EM-9361
EM-5546	EM-9322	EM-5674	EM-2993	EM-5629	EM-9349
EM-5547	EM-9306	EM-5676	EM-90003	EM-5630	EM-9309
EM-5548	EM-9306	EM-5677	EM-90006	EM-5631	EM-9377
EM-5549	EM-9368	EM-5678	EM-90025	EM-5632	EM-9360
EM-5550	EM-9325	EM-5679	EM-90014	EM-5633	EM-9321
EM-5552	EM-3104	EM-5685	EM-90021	EM-5634	EM-9310
EM-5555	EM-8643	EM-5687	EM-2818	EM-5635	EM-9313
EM-5557	EM-8887	EM-5695	EM-3130	EM-5636	EM-9315
EM-5558	EM-8604	EM-5696	EM-3131	EM-5637	EM-9316
EM-5560	EM-9228	EM-5697	EM-3132	EM-5638	EM-9318
EM-5562	EM-8074	EM-5698	EM-3134	EM-5639	EM-9344
EM-5564	EM-9285	EM-5699	EM-3137	EM-5640	EM-9370
EM-5565	EM-9286	EM-5702	EM-90056	EM-5641	EM-9348
EM-5566	EM-9213	EM-5703	EM-90057	EM-5642	EM-9335
EM-5567	EM-9220	EM-5704	EM-90029	EM-5643	EM-9323
EM-5568	EM-9205	EM-5708	EM-90008	EM-5644	EM-9362
EM-5569	EM-9216	EM-5709	EM-90009	EM-5648	EM-9454
EM-5571	EM-9437	EM-5712	EM-90012	EM-5666	EM-3151
EM-5572	EM-9387	EM-5719	EM-90000	EM-5667	EM-3150
EM-5573	EM-9206	EM-5721	EM-90001	EM-5668	EM-9092
EM-5576	EM-8108	EM-5722	EM-90031	EM-5674	EM-2993

Re-Number & Consolidate

Old Part #	New Part #	Old Part #	New Part #	Old Part #	New Part #
EM-5676	EM-90003	EM-5853	EM-5322	EM-8706	EM-2856
EM-5677	EM-90006	EM-5854	EM-9467	EM-8707	EM-2857
EM-5678	EM-90025	EM-5878	EM-5877	EM-8708	EM-2854
EM-5679	EM-90014	EM-5998	EM-9360	EM-8712	EM-8041
EM-5685	EM-90021	EM-7005	EM-9497	EM-8714	EM-8042
EM-5687	EM-2818	EM-7100	EM-9165	EM-8720	EM-8719
EM-5695	EM-3130	EM-8043	EM-8042	EM-8735	EM-9206
EM-5696	EM-3131	EM-8052	EM-8579	EM-8737	EM-8044
EM-5697	EM-3132	EM-8064	EM-2651	EM-8749	EM-8788
EM-5698	EM-3134	EM-8069	EM-8063	EM-8766	EM-8597
EM-5699	EM-3137	EM-8070	EM-2815	EM-8785	EM-8783
EM-5702	EM-90056	EM-8110	EM-2731	EM-8808	EM-8681
EM-5703	EM-90057	EM-8112	EM-8100	EM-8810	EM-8296
EM-5704	EM-90029	EM-8139	EM-2740	EM-8922	EM-8921
EM-5708	EM-90008	EM-8143	EM-8310	EM-8924	EM-8923
EM-5709	EM-90009	EM-8216	EM-2410	EM-8927	EM-8921
EM-5712	EM-90012	EM-8217	EM-2678	EM-8942	EM-8943
EM-5719	EM-90000	EM-8268	EM-8103	EM-8946	EM-8945
EM-5721	EM-90001	EM-8305	EM-2406	EM-9006	EM-8795
EM-5722	EM-90031	EM-8341	EM-9055	EM-9036	EM-2985
EM-5724	EM-90054	EM-8345	EM-8002	EM-9052	EM-9018
EM-5727	EM-90037	EM-8347	EM-8002	EM-9069	EM-8261
EM-5728	EM-90040	EM-8381	EM-2409	EM-9075	EM-8895
EM-5730	EM-90012	EM-8382	EM-2690	EM-9097	EM-9003
EM-5740	EM-9205	EM-8486	EM-8163	EM-9112	EM-2410
EM-5745	EM-9434	EM-8501	EM-2731	EM-9126	EM-2910
EM-5765	EM-5143	EM-8505	EM-2731	EM-9132	EM-2649
EM-5784	EM-9459	EM-8569	EM-8568	EM-9135	EM-8681
EM-5788	EM-9413	EM-8585	EM-8205	EM-9243	EM-9240
EM-5803	EM-9197	EM-8610	EM-2815	EM-9321	EM-9317
EM-5806	EM-9418	EM-8633	EM-8230	EM-9398	EM-9066
EM-5811	EM-9037	EM-8637	EM-8224	EM-9399	EM-9168
EM-5833	EM-9599	EM-8647	EM-8164	EM-9493	EM-5155
EM-5836	EM-9546	EM-8702	EM-8150	EM-9561	EM-9559
EM-5852	EM-5515	EM-8703	EM-2855	EM-9634	EM-5655

DISCONTINUED / OBSOLETE

PART #	PART #	PART #	PART #
DS-6067	EM-2876S	EM-3077S	EM-5690
DS-6115	EM-2879S	EM-3079S	EM-5691
EM-2411	EM-2880S	EM-3080S	EM-5700
EM-2548S	EM-2890S	EM-3083S	EM-5701
EM-2551S	EM-2892S	EM-3084S	EM-5705
EM-2553S	EM-2893S	EM-3085S	EM-5706
EM-2555S	EM-2894S	EM-4014	EM-5707
EM-2556S	EM-2895S	EM-4020	EM-5710
EM-2660S	EM-2896S	EM-4148	EM-5711
EM-2661S	EM-2897S	EM-4170	EM-5713
EM-2694S	EM-2902S	EM-4191	EM-5714
EM-2695S	EM-2903S	EM-4207	EM-5715
EM-2696S	EM-2906S	EM-4475	EM-5716
EM-2697S	EM-2910S	EM-5020S	EM-5717
EM-2698S	EM-2926S	EM-5026S	EM-5718
EM-2707S	EM-2932S	EM-5028S	EM-5720
EM-2711S	EM-2933S	EM-5031S	EM-5723
EM-2712S	EM-2934S	EM-5048S	EM-5725
EM-2717S	EM-2938S	EM-5212	EM-5726
EM-2729	EM-2942S	EM-5221	EM-5729
EM-2788S	EM-2943S	EM-5274	EM-5731
EM-2789S	EM-2967S	EM-5466	EM-5735
EM-2790S	EM-2968S	EM-5467	EM-5816
EM-2791S	EM-2974S	EM-5472	EM-7063
EM-2792S	EM-2987S	EM-5476	EM-7190
EM-2795S	EM-2993S	EM-5477	EM-8114S
EM-2796S	EM-2995S	EM-5480	EM-8136
EM-2803S	EM-2996S	EM-5503	EM-8158
EM-2812S	EM-3003S	EM-5508	EM-8159
EM-2813S	EM-3020S	EM-5516	EM-8498
EM-2821S	EM-3021S	EM-5570	EM-8500
EM-2823S	EM-3022S	EM-5650	EM-8504
EM-2824S	EM-3023S	EM-5652	EM-8625
EM-2836S	EM-3033S	EM-5671	EM-8634
EM-2837S	EM-3056S	EM-5680	EM-8960S
EM-2838S	EM-3057S	EM-5681	EM-9009S
EM-2840S	EM-3071S	EM-5683	EM-9243S
EM-2841S	EM-3072S	EM-5684	EM-9247S
EM-2842S	EM-3075S	EM-5686	EM-9276S
EM-2859S	EM-3076S	EM-5688	

ABBREVIATIONS

2WD	2 Wheel Drive	LH	Left Hand
4WD	4 Wheel Drive	LIMO	Limosine
ABS.....	Antilock Brake System	LONG	Longitudinal
A/C	Air Conditioning	LOW	Lower
A/T	Automatic Transmission	M/T	Manual Transmission
AWD	All Wheel Drive	N/A	Not Applicable
BBL	Barrel	PASS	Passanger
BEF	Before	P/S	Power Steering
CC	Cubic Centimeters	P/T	Part Time
CONV	Convertible	PWR	Power
DSL	Diesel	RH	Right Hand
EFI	Electronic Fuel Injection	SER	Series
ENG	Engine	STD	Standard
EXC	Excluding	SUSP	Suspension
FI	Feul Injection	T/C	Turbo Charge
F/T	Full Time	T/H	Turbo Hydromatic
FWD	Front Wheel Drive	T/M	Trans-O-Matic
GVWR ...	Gross Vehicle Weight Rating	TRANS	Transmission
H	Hydraulic	UPR	Upper
HP	Horsepower	W/	With
INC	Includes	W/O	Without
L&R	Left and Right Hand		

General Motors

Automatic Transmission

M29	PA
M30	4L60E
M33	Hybrid 4L60E
M38	THM350C
M40	THM400C
M74	5 Speed Allison
MD8	700R4
MT1	THMF4
MV4	THM350C
MW9	THM2004R

Ford Automatic Tramnsmission

AOD	Automatic Overdrive
C3	3 Speed Automatic
C4	3 Speed Automatic
C5	Speed Automatic
C6	peed Automatic
CM	Cruise-O-Matic

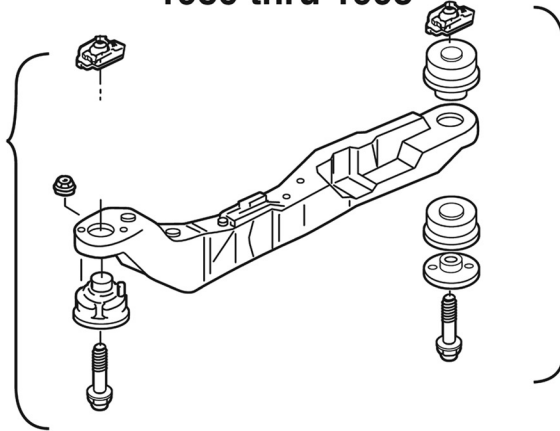
BODY MOUNTS AND BODY BUSHINGS

FORD / LINCOLN / MERCURY

Body Mounts for Taurus and Sable 1986 thru 1995

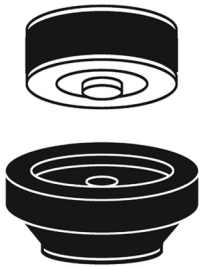
FRONT KIT Part No. BB-5500

Includes:
Mount, Washer, Bolt
Plate Nut and Rubber Plug



REAR KIT Part No. BB-5501

Includes:
Upper Mount, Lower Mount
Washers, Bolt
Plate Nut and Rubber Plug



Chassis Body Bushings for Crown Victoria, Town Car, Grand Marquis

Part No. BB-5502 – 1 Bushing Kit per box

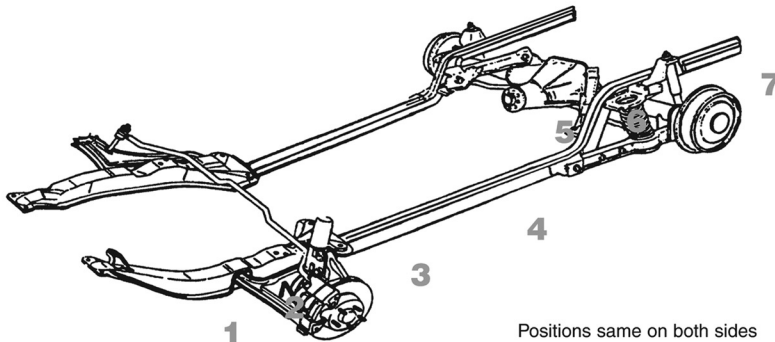

GENERAL MOTORS BODY MOUNT BUSHINGS

Part No. BB-5503

Replaces O.E.M. No. 348080 - 4 required

Make	Model	Year	Position
BUICK	Estatewagon	1982 - 1996	3 & 4
	Regal	1985 - 1987	3 & 4
	Riviera	1982 - 1985	3 & 4
	Electra	1982 - 1984	1 & 3
Chevrolet	Caprice Sedan	1985 - 1996	1 & 3
	Stationwagon	1982 - 1996	3 & 4

Make	Model	Year	Position
OLDSMOBILE	Custom Cruiser	1982 - 1992	3 & 4
	Regency 98	1982 - 1984	1 & 3
	Toronado	1982 - 1985	3 & 4
PONTIAC	Bonneville	1982 - 1984	1 & 3
	Parisienne	1985 - 1986	1 & 3
	Safari	1982 - 1989	3 & 4



Positions same on both sides

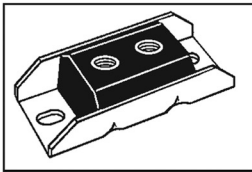
EM-5000 UNIVERSAL

GENERAL MOTORS TRANSMISSION MOUNT

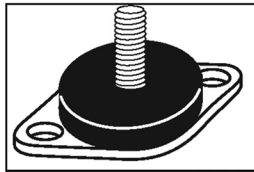


Replaces Most (85%) General Motors Rear Wheel Drive Single-Stud and Two-Hole Transmission Mounts on 4cyl., 6cyl. and 8 cyl. Engines (fits over 100 million vehicles now on the road)

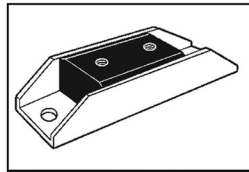
Replaces these Westar parts



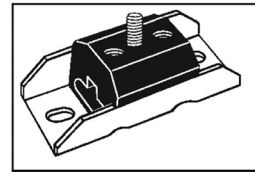
EM-2143



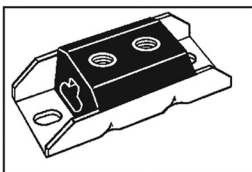
EM-2150



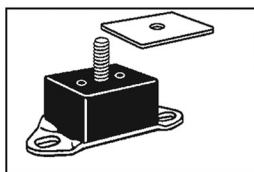
EM-2215



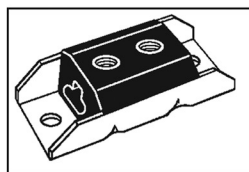
EM-2360



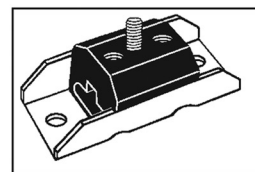
EM-2378



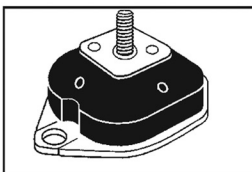
EM-2510



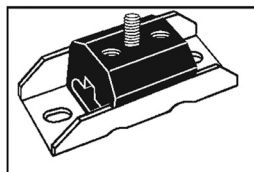
EM-2268



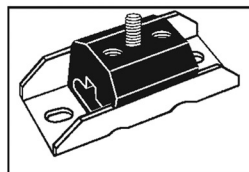
EM-2288



EM-2374



EM-2659



EM-2773

**Original Design or Universal—
Westar has what you need!**

Engine, Transmission, And Torque Strut Mounts

CYL	ENG. SIZE	YEAR	LOCATION	DESCRIPTION	QTY	ENGINE	TORQUE STRUT	TRANSMISSION	
ACURA PASSENGER CAR									
CL									
V6	V6 3.2L 3210cc	2001-03	Front		1	EM-9441			
			Rear		1	EM-9149			
			Right		1	EM-8974#			
CSX									
L4	L4 2.0L 1998cc	2006-09	RH Front		1	EM-9282			
			2006-10	Torq Str - Lower		1		EM-9386	
			Torq Str - Upper		1		EM-9385		
			Trans	Auto		1			EM-5926
			Trans	Manual		1			EM-5926
EL									
L4	L4 1.7L 1668cc	2001-05	Front	Auto	1	EM-8988			
			Front	Manual	1	EM-8975			
			Left		1	EM-9016			
			Rear		1	EM-8973			
			Trans	Auto; Exc. CVT		1			EM-5794
			Trans	Manual		1			EM-9204
ILX									
L4	L4 2.0L 1997cc	2013-15	Torq Str - Lower		1		EM-7170		
			Torq Str - Upper		1		EM-5954		
			Trans		1			EM-7263	
	L4 2.4L 2351cc	2013-15	Torq Str - Lower		1		EM-7168		
			Torq Str - Upper		1		EM-7169		
	L4 2.4L 2354cc	2013-15	RH Front		1	EM-7258			
			Trans	Auto		1		EM-7177	
			Trans	Manual		1		EM-7177	
INTEGRA									
L4	L4 1.8L 1797cc	1997-01	Front	GS-R & Type-R	1	EM-8434			
			LH Front	GS-R & Type-R	1	EM-8435			
			LH Front Upper	GS-R & Type-R	1	EM-8894			
			Rear	GS-R & Type-R	1	EM-8010			
			Trans	GS-R & Type-R; Manual	1			EM-8329	
	L4 1.8L 1834cc	1997-01	Front	exc. GS-R & Type-R; Auto	1	EM-8575			
			Front	exc. GS-R & Type-R; Manual; 5 Spd	1	EM-8824			
			LH Front Lower	exc. GS-R & Type-R; Auto	1	EM-8709			
			LH Front Lower	exc. GS-R & Type-R; Manual; 5 Spd	1	EM-8893			
			LH Front Upper	exc. GS-R & Type-R	1	EM-8894			
			Rear	exc. GS-R & Type-R; Auto	1	EM-8897			
			Rear	exc. GS-R & Type-R; Manual; 5 Spd	1	EM-8010			
			Trans	exc. GS-R & Type-R; Auto	1			EM-8330	
			Trans	exc. GS-R & Type-R; Manual	1			EM-8329	
			NSX						
V6	V6 3.0L 2977cc	1991-05	RH Front		1	EM-9030			
	V6 3.2L 3179cc	1997-05	RH Front		1	EM-9030			
RL									
V6	V6 3.5L 3471cc	2009-12	Rear		1	EM-9451			
		2005-08	Rear		1	EM-5984			
RLX									
V6	V6 3.5L 3471cc	2014-20	Front		1	EM-5793			
			Rear		1	EM-5875			

@ = Universal Mount EM-5000 also available. # = Available in the Westar Gold Line

Engine, Transmission, And Torque Strut Mounts

CYL	ENG. SIZE	YEAR	LOCATION	DESCRIPTION	QTY	ENGINE	TORQUE STRUT	TRANSMISSION	
ACURA PASSENGER CAR (continued)									
RSX									
L4	L4 2.0L 1998cc	2002-06	Front	Auto	1	EM-9066			
			Front	Manual	1	EM-9424			
			RH Front		1	EM-9413			
			Rear	Auto	1	EM-9175			
		2006	Trans	Auto	1			EM-9205	
			Trans	Manual	1			EM-9433	
		2002-05	Trans	Auto	1			EM-9205	
			Trans	Manual, Exc. Type S Trans.	1			EM-9433	
TL									
V6	V6 3.2L 3210cc	2007-08	Front	Auto	1	EM-9247			
		2004-06	Front	Auto	1	EM-9247			
			Front	Manual	1	EM-5790			
			Front	Hydraulic Mount	1	EM-9441			
		2007-08	Rear		1	EM-5984			
		2004-06	Rear		1	EM-5984			
		2000-03	Rear		1	EM-9149			
		2007-08	Right	Auto	1	EM-9297			
		2004-06	Right	Auto	1	EM-9297			
			Right	Manual	1	EM-5787			
		2000-03	Right		1	EM-8974#			
		2004-06	Trans - Front	Auto	1			EM-9220	
		2000-03	Trans - Front		1			EM-8898	
		2007-08	Trans - Lower	Auto	1			EM-5994	
		2000-03	Trans - Rear		1			EM-8986	
		2007-08	Trans - Upper	Auto	1			EM-5978	
	V6 3.5L 3471cc	2009-14	Front		1	EM-9247			
			2007-08	Front	Auto	1	EM-9247		
				Front	Manual	1	EM-5790		
			Rear		1	EM-5984			
		2009-14	Right		1	EM-9457			
		2007-08	Right	Auto	1	EM-9297			
			Right	Manual	1	EM-5787			
			Trans - Front	Manual	1			EM-5994	
		2009-14	Trans - Lower		1			EM-9463	
		2007-08	Trans - Lower	Auto	1			EM-5978	
	2009-14	Trans - Upper		1			EM-9459		
	V6 3.7L 3664cc	2009-14	Right		1	EM-9457			
Trans - Lower				1			EM-9463		
Trans - Upper				1			EM-9459		
TLX									
L4	L4 2.4L 2356cc	2015-16	Rear	Auto	1	EM-7155			
			Right		1	EM-7134			
			Trans - Upper	Auto	1			EM-7129	
V6	V6 3.5L 3471cc	2015-20	Front		1	EM-5793			
			Rear		1	EM-5875			
TSX									
L4	L4 2.4L 2354cc	2009-14	Front		1	EM-9488			
		2006-08	Front	Auto	1	EM-5789			
		2004-05	Front	Auto	1	EM-9247			
		2009-14	LH Rear	Auto	1	EM-9443			
			RH Front		1	EM-9457			
		2006-08	RH Front		1	EM-9297			
		2004-05	RH Front		1	EM-9297			
		2006-08	Rear	Hydraulic Mount	1	EM-9194			
		2004-05	Rear	Hydraulic Mount	1	EM-9194			

= Available in the Westar Gold Line

Engine, Transmission, And Torque Strut Mounts

CYL	ENG. SIZE	YEAR	LOCATION	DESCRIPTION	QTY	ENGINE	TORQUE STRUT	TRANSMISSION	
ACURA PASSENGER CAR (continued)									
TSX (continued)									
L4	L4 2.4L 2354cc	2004-08	Trans - Front	Auto	1			EM-9440	
		2009-12	Trans - Lower	Auto	1			EM-9428	
			Trans - Lower	Manual	1			EM-9459	
V6	V6 3.5L 3471cc	2010-14	Rear		1	EM-9451			
			Right		1	EM-9467			
		2010-12	Trans - Lower		1			EM-9439	
ACURA SPORT UTILITY									
MDX									
V6	V6 3.0L 2997cc	2017-18	Front		1	EM-7301			
			Rear		1	EM-7300			
	V6 3.5L 3471cc	2014-20	Front		1	EM-7301			
			Front	HydraulicMount	1	EM-9441			
			Front	HydraulicMount	1	EM-9441			
			Front	HydraulicMount	1	EM-9441			
			RH Front	w/o Counter Weight	1	EM-9299			
			RH Front	w/o Counter Weight	1	EM-9299			
			RH Front		1	EM-9389			
			Rear		1	EM-7300			
			Rear		1	EM-9300			
			Rear		1	EM-9300			
			Rear		1	EM-9300			
			Trans - Front		1			EM-9301	
			Trans - Front	Auto	1			EM-8898	
			Trans - LH Rear	Auto	1			EM-8986	
	Trans - Rear		1			EM-9298			
	Trans	9 Spd.	1			EM-7368			
	Trans		1			EM-5956			
	V6 3.7L 3664cc	2007-13	Rear		1	EM-7229			
Right				1	EM-5992				
Trans				1			EM-5956		
Trans				1			EM-5994		
RDX									
L4	L4 2.3L 2300cc	2007-12	Torq Str - Lower		1		EM-5985		
			Torq Str - Upper		1		EM-5913		
			Trans		1			EM-7023	
V6	V6 3.5L 3471cc	2013-18	Front		1	EM-5793			
ZDX									
V6	V6 3.7L 3664cc	2010-13	Rear		1	EM-7229			
			Right		1	EM-5992			
			Trans		1			EM-5956	
AUDI PASSENGER CAR									
A3									
L4	L4 1.8L 1781cc	1998-01	RH Front	HydraulicMount; Mexican Vehicle	1	EM-9092			
			Rear	MexicanVehicle	1	EM-9208			
			Trans	HydraulicMount; Mexican Vehicle	1			EM-9101	
	L4 1.8L 1798cc	2015-16	Right		1	EM-7332			
			Trans		1			EM-7260	
	L4 2.0L 1968cc Diesel	2010-11	LowerRear		1	EM-9260			
			2015-16	RH Front		1	EM-7275		
			2010-11	RH Front		1	EM-9402		
			2015-16	Rear		1	EM-9283		
			2010-11	Rear		1	EM-9283		
2015-16	Trans		1			EM-7260			

Engine, Transmission, And Torque Strut Mounts

CYL	ENG. SIZE	YEAR	LOCATION	DESCRIPTION	QTY	ENGINE	TORQUE STRUT	TRANSMISSION			
AUDI PASSENGER CAR (continued)											
A3 (continued)											
L4	L4 2.0L 1984cc	2010-13	LH Front Upper	Gas	1	EM-9263					
		2006-09	LH Front Upper		1	EM-9263					
		2010-13	LowerRear	Gas	1	EM-9260					
		2006-09	LowerRear		1	EM-9260					
		2010-13	RH Front	Gas	1	EM-9092					
		2006-09	RH Front		1	EM-9092					
		2010-13	Rear	Gas	1	EM-9283					
		2006-09	Rear		1	EM-9283					
		2017-18	Right		1	EM-7332					
2006-09	Trans		1				EM-9262				
A3 QUATTRO											
L4	L4 2.0L 1984cc	2015-18	Right		1	EM-7332					
		2015-17	Trans		1			EM-7260			
V6	V6 3.2L 3189cc	2006-09	LH Front		1	EM-9259					
			LH Front Upper		1	EM-9263					
			RH Front		1	EM-9257					
			Right		1	EM-9405					
A4											
L4	L4 1.8L 1781cc	2002-06	Front	Buffer Assy.	1	EM-7139					
			LH Front		1	EM-8997					
			1997-01	LH Front		1	EM-8998				
			2002-06	RH Front		1	EM-7030				
			1997-01	RH Front		1	EM-8997				
			2005-06	Trans	Auto; CVT	1			EM-8999		
			2003-04	Trans	Auto	1			EM-8999		
			2002-05	Trans	DifferentialMount	2			EM-5855		
			2002	Trans	Auto	1			EM-8999		
			1997-01	Trans	Auto	1			EM-8999		
				Trans	Manual	1			EM-8999		
			L4 2.0L 1984cc	2005-08	Front	Buffer Assy.	1	EM-7139			
					2013-16	L & R Front	Auto	2	EM-7191		
					2005-08	L & R Front	w/o Sensor	2	EM-7047		
		L & R Front			With Sensor	2	EM-9403				
	2017	Trans			Manual	1			EM-7202		
	2011-16	Trans			Auto; FWD	1			EM-7202		
	2010	Trans			Mexico; Auto	1			EM-7202		
	2009-10	Trans			US & Canada; Auto; CVT; US & Canada	1			EM-7202		
	2005-09	Trans			DifferentialMount	2			EM-5855		
	2005-07	Trans			Manual	1			EM-9287		
	V6	V6 2.8L 2771cc			2000-01	Center Front	Auto	1	EM-8830		
						L & R Front		2	EM-8997		
						Trans - L & R		2			EM-9258
		V6 3.0L 2976cc	2002-05	Front	Buffer Assy.	1	EM-7139				
				LH Front	w/o Sensor	1	EM-5517				
				RH Front	w/o Sensor	1	EM-7047				
2003-05				Trans - L & R		2			EM-8999		
2002				Trans - L & R		2			EM-9258		
2002-05				Trans	DifferentialMount	2			EM-5855		
V6 3.1L 3123cc		2006-08	Trans	DifferentialMount	2			EM-5855			
	V6 3.2L 3123cc		2006-08	Front	Buffer Assy.	1	EM-7139				
LH Front		w/o Sensor		1	EM-5517						
RH Front		w/o Sensor		1	EM-7047						
2006-07		Trans - L & R		Auto & CVT	2			EM-9258			
2008		Trans		Manual	1			EM-7202			

Engine, Transmission, And Torque Strut Mounts

CYL	ENG. SIZE	YEAR	LOCATION	DESCRIPTION	QTY	ENGINE	TORQUE STRUT	TRANSMISSION		
AUDI PASSENGER CAR (continued)										
A4 ALLROAD										
L4	L4 2.0L 1984cc	2013-17	Trans	Auto; AWD	1			EM-7276		
A4 QUATTRO										
L4	L4 1.8L 1781cc	2002-05	Front	Buffer Assy.	1	EM-7139				
			LH Front		1	EM-8997				
		1997-01	LH Front			1	EM-8998			
		2002-05	RH Front			1	EM-7030			
		1997-01	RH Front			1	EM-8997			
		2002	Trans - L & R			2			EM-9258	
		2002-05	Trans		DifferentialMount	2			EM-5855	
		1997-01	Trans			1			EM-8999	
			Trans		Manual	1			EM-8999	
			L4 2.0L 1984cc	2007-08	Front	Buffer Assy.	1	EM-7139		
	2005-06	Front		Buffer Assy.	1	EM-7139				
	2013-16	L & R Front		Auto	2	EM-7191				
	2007-08	L & R Front		w/o Sensor	2	EM-7047				
		L & R Front		With Sensor	2	EM-9403				
	2005-06	L & R Front		w/o Sensor	2	EM-7047				
		Trans - LH		Auto	1			EM-9258		
		Trans - RH Rear		Auto	1			EM-9258		
	2017	Trans		Auto (Dual Clutch)	1			EM-7276		
	2011-16	Trans		Auto	1			EM-7276		
	2008-10	Trans		US & Canada; Auto	1			EM-7202		
		Trans		US & Canada; Manual	1			EM-7202		
		Trans		Mexico; Auto	1			EM-7202		
	2007	Trans			1			EM-9287		
	2005-09	Trans		DifferentialMount	2			EM-5855		
	2005-06	Trans		Manual	1			EM-9287		
	V6	V6 2.8L 2771cc		1996-01	Front Center		1	EM-8830		
					L & R Front		2	EM-8997		
			2000-01	Trans - L & R	Auto	2			EM-9258	
			Trans	Manual	2			EM-8999		
		V6 3.0L 2976cc	2002-05	Front	Buffer Assy.	1	EM-7139			
			LH Front		1	EM-5517				
			RH Front		1	EM-8997				
2003-05			Trans - L & R		2			EM-8999		
2002			Trans - L & R		2			EM-9258		
			2002-06	Trans	DifferentialMount	2			EM-5855	
		V6 3.2L 3123cc	2006-08	Front	Buffer Assy.	1	EM-7139			
			LH Front		1	EM-5517				
			RH Front		1	EM-8997				
2005-07			Trans - L & R	Auto	2			EM-9258		
2008-10			Trans	Mexico; Auto	1			EM-7202		
2008-09			Trans	US & Canada; Auto	1			EM-7202		
			Trans	US & Canada; Manual	1			EM-7202		
2005-09			Trans	DifferentialMount	2			EM-5855		
A5										
L4	L4 2.0L 1984cc	2013-16	L & R Front	Auto	2	EM-7191				
		2011-16	Trans	Mexico; Auto; FWD	1			EM-7202		
		2010-14	Trans	US; Auto (CVT)	1			EM-7202		
V6	V6 3.2L 3197cc	2008-10	L & R Front		1	EM-5966				
			Trans	Auto (CVT)	1			EM-7202		
A5 QUATTRO										
L4	L4 2.0L 1984cc	2013-16	L & R Front	Auto	2	EM-7191				
		2010-16	Trans	Auto; AWD	1			EM-7276		
			Trans	Manual	1			EM-7202		
V6	V6 3.2L 3123cc	2008-09	L & R Front		1	EM-5966				
		2008-10	Trans	Auto	1			EM-7202		

Engine, Transmission, And Torque Strut Mounts

CYL	ENG. SIZE	YEAR	LOCATION	DESCRIPTION	QTY	ENGINE	TORQUE STRUT	TRANSMISSION
AUDI PASSENGER CAR (continued)								
A5 QUATTRO (continued)								
V6	V6 3.2L 3123cc	2008-10	Trans	Manual	1			EM-7202
A6								
L4	L4 2.0L 1984cc	2016-18	LH Front	FWD	1	EM-7340		
		2012-15	LH Front	FWD	1	EM-7340		
			RH Front	FWD	1	EM-7391		
		2012-16	Trans		1			EM-7276
V6	V6 2.8L 2771cc	1998-01	Center Front		1	EM-8830		
			L & R Front		2	EM-8997		
		2000-01	Trans - L & R		2			EM-9258
	V6 3.0L 2976cc	2002-04	L & R Front		2	EM-8998		
			Trans		1			EM-8999
	V6 3.0L 2995cc	2005-06	Front	Buffer Assy.	1	EM-7139		
			RH Front		1	EM-7140		
	V6 3.1L 3123cc	2006-10	Trans	DifferentialMount	2			EM-5855
	V6 3.2L 197ci	2009-11	Trans	DifferentialMount	2			EM-5855
	V6 3.2L 3123cc	2006-10	Front	Buffer Assy.	1	EM-7139		
LH Front			From VIN 4F5087151	1	EM-9406			
RH Front			From VIN 4F5087151	1	EM-9407			
Trans			Auto (CVT); FWD	1			EM-7285	
V6 3.2L 3197cc	2009-11	Front	Buffer Assy.	1	EM-7139			
		LH Front	From VIN 4F5087151	1	EM-9406			
		RH Front	From VIN 4F5087151	1	EM-9407			
		Trans	Auto (CVT); FWD	1			EM-7285	
A6 QUATTRO								
L4	L4 2.0L 1984cc	2013-18	LH Front	AWD	1	EM-7340		
			RH Front	AWD	1	EM-7340		
V6	V6 2.7L 2671cc	2000-04	L & R Front		2	EM-8997		
			Trans - L & R		2			EM-9258
	V6 2.8L 2771cc	1998-01	Center Front		1	EM-8830		
			L & R Front		2	EM-8998		
		2000-01	Trans - L & R		2			EM-9258
	V6 3.0L 2976cc	2002-04	Front	Buffer Assy.	1	EM-7139		
			L & R Front		2	EM-8997		
			Trans		1			EM-8999
	V6 3.0L 2995cc	2009-11	Front	Buffer Assy.	1	EM-7139		
			RH Front		1	EM-7140		
Trans			DifferentialMount	2			EM-5855	
Trans				1			EM-9558	
V6 3.2L 3123cc	2006-09	Front	Buffer Assy.	1	EM-7139			
		2005	Front	Buffer Assy.	1	EM-7139		
	2006-09	LH Front	From VIN 4F5087151	1	EM-9406			
		RH Front	From VIN 4F5087151	1	EM-9407			
	2005-09	Trans	Auto; AWD	1			EM-9558	
2005-08	Trans	DifferentialMount	2			EM-5855		
V8	V8 4.2L 4163cc	2005-11	Front	Buffer Assy.	1	EM-7139		
	Trans		DifferentialMount	2			EM-5855	
V8	V8 4.2L 4172cc	2000-04	Center Front		1	EM-8999		
A7 QUATTRO								
V6	V6 3.0L 2967cc Diesel	2014-16	Right		1	EM-7412		
		2016	Trans		1			EM-7276
A7								
V6	V6 3.0L 2995cc	2016	Trans		1			EM-7276

Engine, Transmission, And Torque Strut Mounts

CYL	ENG. SIZE	YEAR	LOCATION	DESCRIPTION	QTY	ENGINE	TORQUE STRUT	TRANSMISSION
AUDI PASSENGER CAR (continued)								
A7 QUATTRO								
V6	V6 3.0L 2995cc	2016	Trans	Gas	1			EM-7276
A8 QUATTRO								
V6	V6 3.0L 2967cc Diesel	2014-16	Right		1	EM-7412		
ALLROAD								
L4	L4 2.0L 1984cc	2013-16	L & R Front	Auto	2	EM-7191		
			Trans		1			EM-7276
ALLROAD QUATTRO								
V6	V6 2.7L 2671cc	2001-05	Center Front Lower		1	EM-5485		
			L & R Front		2	EM-8997		
			Trans	Manual	2			EM-9258
V8	V8 4.2L 4172cc	2003-05	Front	Buffer Assy.	1	EM-7139		
			Trans	Auto	1			EM-9258
RS4								
V8	V8 4.2L 4172cc	2007-08	Trans	Differential Mount	2			EM-5855
RS5								
V8	V8 4.2L 4163cc	2013-15	Trans		1			EM-7276
S3								
L4	L4 2.0L 1984cc	2015-17	Trans		1			EM-7260
S4								
V6	V6 2.7L 2671cc	2000-02	L & R Front		2	EM-8997		
			Trans	Auto	2			EM-8999
			Trans	Manual	2			EM-8999
	V6 3.0L 2995cc	2010-16	Trans		1			EM-7276
V8	V8 4.2L 4163cc	2004-09	Front	Buffer Assy.	1	EM-7139		
			Trans	Differential Mount	2			EM-5855
S5								
V6	V6 3.0L 2995cc	2010-16	Trans		1			EM-7276
V8	V8 4.2L 4163cc	2008-12	Trans		1			EM-7276
S6								
V10	V10 5.2L 5204cc	2007-11	Trans	Differential Mount	2			EM-5855
TT								
L4	L4 1.8L 1781cc	2001-02	Rear		1	EM-9208		
		2003-06	Right		1	EM-7019		
		2001-02	Right		1	EM-7019		
		2000	Right		1	EM-7019		
	L4 2.0L 1984cc	2008-09	Front		1	EM-9092		
			Rear		1	EM-7176		
		2009-14	Trans	Mexico; Manual	1			EM-7272
		2009	Trans	US & Canada; Auto (Dual Clutch)	1			EM-7272
			Trans	US & Canada; Manual	1			EM-7272
TT QUATTRO								
L4	L4 2.0L 1984cc	2009	Front		1	EM-9092		
		2010-14	Rear		1	EM-7176		
		2009	Rear		1	EM-7176		
		2015-18	Right		1	EM-7332		
		2015-17	Trans		1			EM-7260
		2009-14	Trans	Auto (Dual Clutch)	1			EM-7272
V6	V6 3.2L 3189cc	2004-06	Rear		1	EM-9208		
		2008-09	Right		1	EM-9405		
		2004-06	Right		1	EM-9261		

Engine, Transmission, And Torque Strut Mounts

CYL	ENG. SIZE	YEAR	LOCATION	DESCRIPTION	QTY	ENGINE	TORQUE STRUT	TRANSMISSION
AUDI SPORTS UTILITY								
Q5								
L4	L4 2.0L 1984cc	2013-16	L & R Front	Auto	2	EM-7191		
		2010-17	Trans		1			EM-7276
V6	V6 3.0L 2967cc Diesel	2013-17	Trans	Gas	1			EM-7276
	V6 3.0L 2995cc	2013-17	Trans	Gas	1			EM-7276
	V6 3.2L 3197cc	2009-12	Trans	Gas	1			EM-7276
Q7								
V6	V6 3.0L 2967cc Diesel	2008-12	L & R Front		2	EM-5879		
	V6 3.0L 2995cc	2011-16	L & R Front	Gas	2	EM-5879		
	V6 3.6L 3597cc	2007-10	L & R Front		2	EM-5879		
V8	V8 4.2L 4163cc	2007-10	L & R Front		2	EM-5879		
SQ5								
V6	V6 3.0L 2995cc	2014-17	Trans		1			EM-7276
BMW PASSENGER CAR								
1 SERIES M								
L6	L6 3.0L 2979cc	2011	L & R Front		2	EM-5886		
125I								
L6	L6 3.0L 2996cc	2009-10	L & R Front	Mexico	2	EM-5886		
130I								
L6	L6 3.0L 2996cc	2006-10	L & R Front	Mexico	2	EM-5886		
128I								
L6	L6 3.0L 2996cc	2008-12	L & R Front		2	EM-5886		
		2008-10	Trans	Auto	1			EM-9096
			Trans	Manual	1			EM-9096
135I								
L6	L6 3.0L 2979cc	2008-13	L & R Front		2	EM-5886		
		2008-10	Trans	Auto	1			EM-9096
			Trans	Manual	1			EM-9096
228I								
L4	L4 2.0L 1997cc	2014-16	LH Front	RWD	1	EM-7277		
			RH Front	RWD	1	EM-7278		
			Trans	RWD	2			EM-7279
228I XDRIVE								
L4	L4 2.0L 1997cc	2015-16	LH Front		1	EM-7330		
			RH Front		1	EM-7331		
228I XDRIVE GRAN COUPE								
L4	L4 2.0L 1998cc	2020-21	Right		1	EM-7413		
			Torq Str - Lower		1		EM-7415	
			Trans		1			EM-7414
230I								
L4	L4 2.0L 1998cc	2017	Trans	RWD	2			EM-7279
320I								
L4	L4 2.0L 1997cc	2015-16	LH Front	RWD	1	EM-7277		
			RH Front	RWD	1	EM-7278		
		2012-14	RH Front	RWD	1	EM-7278		
		2012-17	Trans	RWD	2			EM-7279
320I XDRIVE								
L4	L4 2.0L 1997cc	2013-17	LH Front		1	EM-7330		
			RH Front		1	EM-7331		

Engine, Transmission, And Torque Strut Mounts

CYL	ENG. SIZE	YEAR	LOCATION	DESCRIPTION	QTY	ENGINE	TORQUE STRUT	TRANSMISSION
BMW PASSENGER CAR (continued)								
323CI								
L6	L6 2.5L 2494cc	2000	L & R Front	Hydraulic Mount; 2WD	2	EM-9003		
323I								
L6	L6 2.5L 2494cc	2001	L & R Front	Mexican Vehicle; Hydraulic Mount; RWD	2	EM-9003		
		1998-00	L & R Front	Hydraulic Mount; RWD	2	EM-9003		
		1999-00	Trans	Auto	1			EM-9096
	Trans		Manual	1			EM-9096	
	L6 2.5L 2497cc	2006-07	L & R Front	Hydraulic Mount; RWD	2	EM-9003		
		2006-11	Trans	Auto	1			EM-9096
Trans			Manual	1			EM-9096	
325CI								
L6	L6 2.5L 2494cc	2001-06	L & R Front	Hydraulic Mount; 2WD	2	EM-9003		
325I								
L6	L6 2.5L 2494cc	2001-05	L & R Front	Hydraulic Mount	2	EM-9003		
	L6 3.0L 2979cc	2011	L & R Front	Mexico	2	EM-5886		
	L6 3.0L 2996cc	2006	L & R Front		2	EM-5886		
325XI								
L6	L6 2.5L 2494cc	2001-05	LH Front	Hydraulic Mount; AWD	2	EM-9003		
328CI								
L6	L6 2.8L 2793cc	2000	Trans - LH	Auto	1			EM-9104
			Trans - RH	Auto	1			EM-9100
328D								
L4	L4 2.0L 1997cc	2014-17	LH Front		1	EM-7277		
			RH Front		1	EM-7278		
			Trans	RWD	2			EM-7279
328D XDRIVE								
L4	L4 2.0L 1995cc	2014-17	LH Front	Diesel	1	EM-7330		
			RH Front	Diesel	1	EM-7331		
328I								
L4	L4 2.0L 1997cc	2012-16	LH Front	RWD	1	EM-7277		
			RH Front	RWD	1	EM-7278		
			Trans	RWD	2			EM-7279
L6	L6 2.8L 2793cc	1996-00	Trans - LH	Auto	1			EM-9104
			Trans - RH	Auto	1			EM-9100
	L6 3.0L 2996cc	2007-13	L & R Front		2	EM-5886		
			Trans	RWD, Auto	1			EM-9096
			Trans	RWD, Manual	1			EM-9096
328I GT XDRIVE								
L4	L4 2.0L 1997cc	2014-16	LH Front		1	EM-7330		
			RH Front		1	EM-7331		
328I XDRIVE								
L4	L4 2.0L 1997cc	2013-16	LH Front		1	EM-7330		
			RH Front		1	EM-7331		
330CI								
L6	L6 3.0L 2979cc	2001-06	L & R Front	Hydraulic Mount	2	EM-9003		
330E								
L4	L4 2.0L 1998cc	2016-17	Trans	RWD	2			EM-7279
330I								
L6	L6 3.0L 2979cc	2001-06	L & R Front	Hydraulic Mount	2	EM-9003		

Engine, Transmission, And Torque Strut Mounts

CYL	ENG. SIZE	YEAR	LOCATION	DESCRIPTION	QTY	ENGINE	TORQUE STRUT	TRANSMISSION
BMW PASSENGER CAR (continued)								
330I GT XDRIVE								
L4	L4 2.0L 1998cc	2017-19	LH Front		1	EM-7330		
			RH Front		1	EM-7331		
330I XDRIVE								
L4	L4 2.0L 1998cc	2017-19	LH Front		1	EM-7330		
			RH Front		1	EM-7331		
335I								
L6	L6 3.0L 2979cc	2007-11	L & R Front		2	EM-5886		
		2012-15	LH Front	RWD; exc. Sport Suspension	1	EM-7277		
330XI								
L6	L6 3.0L 2979cc	2001-05	LH Front	Hydraulic Mount; AWD	2	EM-9003		
335I								
L6	L6 3.0L 2979cc	2012-15	RH Front	RWD; exc. Sport Suspension	1	EM-7278		
		2007-12	Trans	RWD, Auto	1			EM-9096
			Trans	RWD, Manual	1			EM-9096
335D								
L6	L6 3.0L 2993cc	2009-11	Trans	Auto	1			EM-7195
335IS								
L6	L6 3.0L 2979cc	2011-13	Trans	RWD, Manual	1			EM-9096
			Trans	RWD; Auto (Dual Clutch)	1			EM-9096
335XI								
L6	L6 3.0L 2979cc	2007-08	L & R Front		2	EM-5886		
340I								
L6	L6 3.0L 2998cc	2016-18	LH Front	RWD	1	EM-7277		
			RH Front	RWD	1	EM-7268		
			Trans	RWD	2			EM-7279
428I XDRIVE GRAN COUPE								
L4	L4 2.0L 1997cc	2015-16	LH Front		1	EM-7330		
428I								
L4	L4 2.0L 1997cc	2014-16	LH Front	RWD	1	EM-7277		
428I XDRIVE								
L4	L4 2.0L 1997cc	2014-16	LH Front		1	EM-7330		
428I XDRIVE GRAN COUPE								
L4	L4 2.0L 1997cc	2015-16	RH Front		1	EM-7331		
428I								
L4	L4 2.0L 1997cc	2014-16	RH Front	RWD	1	EM-7278		
428I XDRIVE								
L4	L4 2.0L 1997cc	2014-16	RH Front		1	EM-7331		
430I								
L4	L4 2.0L 1997cc	2017	Trans	RWD	2			EM-7279
430I GRAN COUPE								
L4	L4 2.0L 1997cc	2017	Trans	RWD	2			EM-7279
428I								
L4	L4 2.0L 1997cc	2014-16	Trans	RWD	2			EM-7279
430I XDRIVE								
L4	L4 2.0L 1998cc	2017-20	LH Front		1	EM-7330		

Engine, Transmission, And Torque Strut Mounts

CYL	ENG. SIZE	YEAR	LOCATION	DESCRIPTION	QTY	ENGINE	TORQUE STRUT	TRANSMISSION
BMW PASSENGER CAR (continued)								
430I XDRIVE GRAN COUPE								
L4	L4 2.0L 1998cc	2017-20	LH Front		1	EM-7330		
430I XDRIVE								
L4	L4 2.0L 1998cc	2017-20	RH Front		1	EM-7331		
430I XDRIVE GRAN COUPE								
L4	L4 2.0L 1998cc	2017-20	RH Front		1	EM-7331		
435i								
L6	L6 3.0L 2979cc	2014-16	LH Front		1	EM-7277		
			RH Front		1	EM-7278		
			Trans	RWD	2			EM-7279
440i								
L6	L6 3.0L 2979cc	2017	Trans	RWD	2			EM-7279
	L6 3.0L 2998cc	2017-20	LH Front		1	EM-7277		
440i GRAN COUPE								
L6	L6 3.0L 2998cc	2017-20	LH Front		1	EM-7277		
440i								
L6	L6 3.0L 2998cc	2017-20	RH Front		1	EM-7278		
440i GRAN COUPE								
L6	L6 3.0L 2998cc	2017-20	RH Front		1	EM-7278		
		2017	Trans	RWD	2			EM-7279
525i								
L6	L6 2.5L 2494cc	2001-03	L & R Front	Hydraulic Mount	2	EM-9276		
			2006-09	LH Front	Mexico	1	EM-5884	
		2004-05	LH Front		1	EM-5884		
			RH Front	Mexico	1	EM-5885		
		2004-05	RH Front		1	EM-5885		
			Trans	Auto	1			EM-7195
		2001-03	Trans	Manual	1			EM-7195
			Trans	Auto	2			EM-9096
		2001-03	Trans	Manual	2			EM-9096
			L6 3.0L 2996cc	2010	LH Front	Mexico	1	EM-5884
	LH Front				1	EM-5884		
	2006-07	RH Front		Mexico	1	EM-5885		
		RH Front			1	EM-5885		
2006-07	Trans	RWD, Auto	1			EM-9096		
528i								
L4	L4 2.0L 1997cc	2012-16	LH Front		1	EM-7290		
			RH Front		1	EM-7290		
L6	L6 2.8L 2793cc	1997-00	L & R Front	Hydraulic Mount	2	EM-9276		
			Trans	Manual	1			EM-9103
	L6 3.0L 2979cc	2011	Trans	Auto	2			EM-7430
			L6 3.0L 2996cc	2008-11	LH Front		1	EM-5884
	RH Front				1	EM-5885		
	2011	Trans			Auto	2		
	2009-10	Trans	Auto	1			EM-7195	
V8		V8 4.4L 4395cc	2011	Trans	Auto	2		EM-7430
			Trans	Manual; US & Canada	2			EM-7430
528i XDRIVE								
L4	L4 2.0L 1997cc	2012-16	LH Front		1	EM-7290		
			RH Front		1	EM-7291		

Engine, Transmission, And Torque Strut Mounts

CYL	ENG. SIZE	YEAR	LOCATION	DESCRIPTION	QTY	ENGINE	TORQUE STRUT	TRANSMISSION		
BMW PASSENGER CAR (continued)										
530I										
L6	L6 3.0L 2979cc	2001-03	L & R Front	HydraulicMount	2	EM-9276				
		2008-10	LH Front	Mexico	1	EM-5884				
	L6 3.0L 2996cc	2004-07	LH Front			1	EM-5884			
		2008-10	RH Front	Mexico		1	EM-5885			
		2004-07	RH Front			1	EM-5885			
		2004-05	Trans	Auto			1			EM-7195
			Trans	Manual			1			EM-7195
		2001-03	Trans	Auto			2			EM-9096
Trans	Manual				2			EM-9096		
V8	V8 4.4L 4395cc	2012-13	Trans	Auto	2			EM-7430		
535D										
L6	L6 3.0L 2996cc	2014-16	Trans	Auto; RWD	1			EM-7196		
535I										
L6	L6 3.0L 2979cc	2012-16	LH Front		1	EM-7290				
		2008-11	LH Front		1	EM-5884				
		2012-16	RH Front		1	EM-7291				
		2008-11	RH Front		1	EM-5885				
		2010-16	Trans	Auto; RWD		1			EM-7196	
		2008-09	Trans	Auto			1			EM-7195
			Trans	Manual			1			EM-7195
V8	V8 4.4L 4395cc	2010-13	Trans	Auto	2			EM-7430		
			Trans	Manual	2			EM-7430		
535I GT										
L6	L6 3.0L 2979cc	2012-17	LH Front		1	EM-7290				
			RH Front		1	EM-7291				
V8	V8 4.4L 4395cc	2013	Trans	Auto	2			EM-7430		
			Trans	Manual; US & Canada	2			EM-7430		
540I										
V8	V8 4.4L 4398cc	1997-03	LH Front		1	EM-9271				
			RH Front		1	EM-9272				
			Trans	Manual	1			EM-9103		
545I										
V8	V8 4.4L 4398cc	2004-06	Right		1	EM-7069				
		2004-05	Trans		1			EM-7164		
550I										
V8	V8 4.8L 4837cc	2006-10	Right		1	EM-7069				
			Trans		1			EM-7164		
640I Gran Coupe										
L6	L6 3.0L 2979cc	2013-18	LH Front		1	EM-7290				
640I										
L6	L6 3.0L 2979cc	2012-18	LH Front		1	EM-7290				
640I Gran Coupe										
L6	L6 3.0L 2979cc	2013-18	RH Front		1	EM-7291				
640I										
L6	L6 3.0L 2979cc	2012-18	RH Front		1	EM-7291				
		2012-17	Trans - L & R	Auto; RWD	2			EM-7196		
645CI										
V8	V8 4.4L 4398cc	2004-05	Right		1	EM-7069				
			Trans		1			EM-7164		

Engine, Transmission, And Torque Strut Mounts

CYL	ENG. SIZE	YEAR	LOCATION	DESCRIPTION	QTY	ENGINE	TORQUE STRUT	TRANSMISSION
BMW PASSENGER CAR (continued)								
650I								
V8	V8 4.8L 4837cc	2006-10	Right		1	EM-7069		
			Trans		1			EM-7164
740I								
L6	L6 3.0L 2979cc	2013-15	LH Front		1	EM-7290		
		2010-12	LH Front		1	EM-7290		
		2013-15	RH Front		1	EM-7291		
		2010-12	RH Front		1	EM-7433		
		Trans	Auto		2			EM-7430
V8	V8 4.4L 4395cc	2013	Trans	Auto	2			EM-7430
			Trans	Manual; US & Canada	2			EM-7430
	V8 4.4L 4398cc	1997-01	LH Front		1	EM-9271		
			RH Front		1	EM-9272		
			Trans		1			EM-9096
740IL								
V8	V8 4.4L 4398cc	1997-01	LH Front		1	EM-9271		
			RH Front		1	EM-9272		
		1996-01	Trans		1			EM-9096
740LI								
L6	L6 3.0L 2979cc	2013-15	LH Front		1	EM-7290		
		2011-12	LH Front		1	EM-7290		
		2013-15	RH Front		1	EM-7291		
		2011-12	RH Front		1	EM-7433		
		Trans	Auto		2			EM-7430
		Trans	Manual; US & Canada		2			EM-7430
740LI XDRIVE								
L6	L6 3.0L 2979cc	2013-15	LH Front		1	EM-7290		
			RH Front		1	EM-7291		
745I								
V8	V8 4.4L 4398cc	2002-05	Left		1	EM-7320		
			Right		1	EM-7321		
745LI								
V8	V8 4.4L 4398cc	2002-05	Left		1	EM-7320		
			Right		1	EM-7321		
750I								
V8	V8 4.4L 4395cc	2009	Left		1	EM-7320		
			Right		1	EM-7321		
		2013-15	Trans	Auto	2			EM-7430
			Trans	Manual; US & Canada	2			EM-7430
	V8 4.8L 4837cc	2006-09	Left		1	EM-7320		
Right				1	EM-7321			
750I XDRIVE								
V8	V8 4.4L 4395cc	2013-15	Trans	Auto	2			EM-7430
			Trans	Manual; US & Canada	2			EM-7430
750IL								
V12	V12 5.4L 5379cc	1995-01	Left		1	EM-9271		
			Right		1	EM-9272		
750LI								
V8	V8 4.4L 4395cc	2009	Left		1	EM-7320		
			Right		1	EM-7321		
		2014-15	Trans	Auto	2			EM-7430
			Trans	Manual; US & Canada	2			EM-7430
		2013	Trans	Auto	2			EM-7430
			Trans	Manual; US & Canada	2			EM-7430

Engine, Transmission, And Torque Strut Mounts

CYL	ENG. SIZE	YEAR	LOCATION	DESCRIPTION	QTY	ENGINE	TORQUE STRUT	TRANSMISSION
BMW PASSENGER CAR (continued)								
750LI (continued)								
V8	V8 4.8L 4837cc	2006-09	Left		1	EM-7320		
			Right		1	EM-7321		
750Li XDRIVE								
V8	V8 4.4L 4395cc	2013-15	Trans	Auto	2			EM-7430
ACTIVEHYBRID 5								
L6	L6 3.0L 2979cc	2012-16	Trans - L & R		2			EM-7196
ACTIVEHYBRID 7								
L6	L6 3.0L 2979cc	2013-15	Trans - L & R		2			EM-7196
ALPINA B7								
V8	V8 4.4L 4395cc	2013-15	Trans	Auto	2			EM-7430
			Trans	Manual; US & Canada	2			EM-7430
	V8 4.4L 4398cc	2007-08	Left		1	EM-7320		
			Right		1	EM-7321		
ALPINA B7 XDRIVE								
V8	V8 4.4L 4395cc	2013-15	Trans	Auto	2			EM-7430
ALPINA B7L								
		2013-15	Trans	Auto	2			EM-7430
			Trans	Manual; US & Canada	2			EM-7430
ALPINA B7L XDRIVE								
V8	V8 4.4L 4395cc	2013-15	Trans	Auto	2			EM-7430
			Trans	Manual; US & Canada	2			EM-7430
M2								
L6	L6 3.0L 2979cc	2016-17	Trans	RWD; exc. Sport Suspension	2			EM-7279
M235i								
L6	L6 3.0L 2979cc	2014-16	LH Front	RWD	1	EM-7277		
			Trans	RWD	2			EM-7279
M235i XDRIVE GRAN COUPE								
L4	L4 2.0L 1998cc	2020-21	Torq Str - Lower		1		EM-7415	
M240i								
L6	L6 3.0L 2997cc	2017	Trans	RWD	2			EM-7279
	L6 3.0L 2998cc	2017-19	LH Front	RWD	1	EM-7277		
			RH Front	RWD	1	EM-7278		
M3								
L6	L6 3.0L 2979cc	2016	LH Front	RWD	1	EM-7277		
		2015-17	Trans	RWD; exc. Sport Suspension	2			EM-7279
	L6 3.2L 3246cc	2001-06	L & R Front		2	EM-9003		
V8	V8 4.0L 3999cc	2008-09	L & R Front		2	EM-9003		
		2008-13	Trans	Auto (Dual Clutch)	1			EM-7164
M4								
L6	L6 3.0L 2979cc	2015-16	LH Front	RWD	1	EM-7277		
		2015-17	Trans	RWD; exc. Sport Suspension	1			EM-7279
M5								
V8	V8 4.4L 4395cc	2012-16	Trans	Auto	2			EM-7430
			Trans	Manual; US & Canada	2			EM-7430
	V8 5.0L 4941cc	2000-03	Trans	Manual	2			EM-9103
V10	V10 5.0L 4999cc	2006-10	Right		1	EM-7069		
			Trans	Auto	1			EM-7164

Engine, Transmission, And Torque Strut Mounts

CYL	ENG. SIZE	YEAR	LOCATION	DESCRIPTION	QTY	ENGINE	TORQUE STRUT	TRANSMISSION	
BMW PASSENGER CAR (continued)									
M6									
V10	V10 5.0L 4999cc	2006-11	Trans		1			EM-7164	
Z3									
L6	L6 2.5L 2494cc	1999-02	L & R Front		2	EM-9003			
	L6 2.8L 2793cc	1999-00	L & R Front		2	EM-9003			
	L6 3.0L 2979cc	2001-02	L & R Front		2	EM-9003			
	L6 3.2L 3246cc	1999-02	L & R Front		2	EM-9003			
Z4									
L4	L4 2.0L 1997cc	2012-16	LH Front		1	EM-5888			
			RH Front		1	EM-5887			
L6	L6 3.0L 2979cc	2009-16	L & R Front		2	EM-5886			
BMW SPORT UTILITY									
X1									
L4	L4 2.0L 1997cc	2013-15	LH Front		1	EM-5888			
			RH Front		1	EM-5887			
			Trans	Auto; AWD	1			EM-7443	
	L4 2.0L 1998cc	2016-21	Right	Exc. M Model	1	EM-7413			
			Torq Str - Lower		1		EM-7415		
			Trans	Exc. M Model	1			EM-7414	
X2									
L4	L4 2.0L 1998cc	2018-21	Right	Exc. M Model	1	EM-7413			
			Torq Str - Lower		1		EM-7415		
			Trans	Exc. M Model	1			EM-7414	
X3									
L4	L4 2.0L 1997cc	2015-17	LH Front	Gas; AWD	1	EM-7330			
			LH Front	Gas; RWD	1	EM-7277			
		2013-14	LH Front	Gas; AWD	1	EM-7330			
			RH Front	Gas; AWD	1	EM-7331			
		2015-17	RH Front	Gas; RWD	1	EM-7278			
			RH Front	Gas; AWD	1	EM-7331			
L6	L6 2.5L 2494cc	2004-06	Left		1	EM-5889			
			Right		1	EM-5890			
	L6 3.0L 2996cc	2007-10	2004-06	Left		1	EM-7393		
				Right		1	EM-5890		
			2004-06	Right		1	EM-5890		
				Trans	Auto; AWD	1			EM-7443
X4									
L4	L4 2.0L 1997cc	2015-18	LH Front	AWD	1	EM-7330			
			RH Front	AWD	1	EM-7331			
X5									
L6	L6 3.0L 2979cc	2011-16	Front		2	EM-7025			
		2001-06	L & R Front		2	EM-5877			
		2011-19	Trans	Gas	1			EM-7281	
	L6 3.0L 2993cc Diesel	2009-10	2009-10	Front		2	EM-7025		
			2009-18	Trans		1			EM-7281
	L6 3.0L 2996cc	2007-10	LH Front		1	EM-7025			
			RH Front		1	EM-7431			
			Trans	Gas	1			EM-7281	
	V8	V8 4.4L 4395cc	2010-13	Front		2	EM-7025		
2010-19			Trans		1			EM-7281	
V8 4.4L 4398cc		2000-06	L & R Front		2	EM-5877			
V8 4.6L 4598cc		2002-03	L & R Front		2	EM-5877			
V8 4.8L 4837cc		2007-10	Front		2	EM-7025			
	2004-06	L & R Front		2	EM-5877				

Engine, Transmission, And Torque Strut Mounts

CYL	ENG. SIZE	YEAR	LOCATION	DESCRIPTION	QTY	ENGINE	TORQUE STRUT	TRANSMISSION
BMW SPORT UTILITY (continued)								
X5 (continued)								
V8	V8 4.8L 4837cc	2008-09	Trans		1			EM-7281
X6								
L6	L6 3.0L 2979cc	2008-17	Front		2	EM-7025		
		2008-10	LH Front		1	EM-7025		
			RH Front		1	EM-7431		
V8	V8 4.4L 4395cc	2010-11	Front		2	EM-7025		
		2009-17	Trans		1			EM-7281
BUICK PASSENGER CAR								
ALLURE								
V6	V6 3.6L 217ci	2005-07	Right		1	EM-2987#		
			Torq Str - Front	Bracket to Radiator Support Complete Unit	2		EM-3088	
			Torq Str - Front	Bracket to Radiator Support Insert	2		EM-4169	
			Torq Str - Front	Complete Unit; LH & RH Front	2		EM-2866#	
			Torq Str - Front	Insert Only; LH & RH Front	2		EM-2716	
		2005-08	Trans		1			EM-2818 #
	V6 3.8L 231ci	2005-07	Right		1	EM-2987#		
			Torq Str - Front	Bracket to Radiator Support Complete Unit	2		EM-3088	
			Torq Str - Front	Bracket to Radiator Support Insert	2		EM-4169	
			Torq Str - Front	Complete Unit; LH & RH Front	2		EM-2866#	
			Torq Str - Front	Insert Only; LH & RH Front	2		EM-2716	
		2005-09	Trans		1			EM-2818 #
V8	V8 5.3L 325ci	2008-09	Front		1	EM-3093		
			Rear		1	EM-2990		
			Torq Str - Front	Bracket to Radiator Support Complete Unit	1		EM-3104	
			Torq Str - Front	Bracket to Radiator Support Insert	1		EM-4169	
			Torq Str - Front	Complete Unit	2		EM-2866#	
			Torq Str - Front	Insert Only; LH & RH Front	2		EM-2716	
			Trans - Rear		1			EM-2990
CASCADA								
L4	L4 1.6L 98ci	2016-17	RH Front		1	EM-4076		
			Trans - Front		1			EM-4049
			Trans - Rear	Complete Unit	1			EM-4080
CENTURY								
V6	V6 3.1L 189ci	1997-05	RH Front		1	EM-2796		
			Torq Str - Front	Bracket to Radiator Support Complete Unit	1		EM-2901	
			Torq Str - Front	Bracket to Radiator Support Insert	1		EM-4169	
			Torq Str - Front	Complete Unit	1		EM-2866#	
			Torq Str - Front	Insert Only	2		EM-2716	
			Trans		1			EM-2818 #
LACROSSE								
L4	L4 2.4L 145ci	2010-15	Right		1	EM-3198		
		2012-15	Trans - Center		1			EM-4128
			Trans - Front		1			EM-3194
		2010-11	Trans - Front		1			EM-3194
		2012-15	Trans - Rear	FWD	1			EM-3196
		2010-11	Trans - Rear	FWD	1			EM-3196

= Available in the Westar Gold Line

Engine, Transmission, And Torque Strut Mounts

CYL	ENG. SIZE	YEAR	LOCATION	DESCRIPTION	QTY	ENGINE	TORQUE STRUT	TRANSMISSION	
BUICK PASSENGER CAR (continued)									
LACROSSE (continued)									
V6	V6 3.0L 182ci	2010	Right		1	EM-3200			
			Trans - Front		1			EM-3195	
	V6 3.6L 217ci	2005-08	RH Front		1	EM-2987#			
			2016	Right		1	EM-3198		
			2010-15	Right		1	EM-3200		
			Torq Str - Front	Bracket to Radiator Support Complete Unit	2		EM-3088		
			Torq Str - Front	Bracket to Radiator Support Insert	2		EM-4169		
			Torq Str - Front	Complete Unit; LH & RH Front	2		EM-2866#		
			Torq Str - Front	Insert Only; LH & RH Front	2		EM-2716		
			2011-16	Trans - Center	Auto	1			EM-4223
			2010	Trans - Center	Auto	1			EM-4223
			2011-16	Trans - Front		1			EM-3195
			2010	Trans - Front		1			EM-3195
			2011-16	Trans - Rear	AWD	1			EM-4261
				Trans - Rear	FWD	1			EM-3196
			2010	Trans - Rear	FWD	1			EM-3196
	2005-08	Trans		1			EM-2818 #		
	V6 3.8L 231ci	2005-09	RH Front		1	EM-2987#			
			Torq Str - Front	Bracket to Radiator Support Complete Unit	2		EM-3088		
			Torq Str - Front	Bracket to Radiator Support Insert	2		EM-4169		
			Torq Str - Front	Complete Unit; LH & RH Front	2		EM-2866#		
			Torq Str - Front	Insert Only; LH & RH Front	2		EM-2716		
			Trans		1			EM-2818 #	
V8	V8 5.3L 325ci	2008-09	Front		1	EM-3093			
			Rear		1	EM-2990			
			Torq Str - Front	Bracket to Radiator Support Complete Unit	2		EM-3104		
			Torq Str - Front	Bracket to Radiator Support Insert	2		EM-4169		
			Torq Str - Front	Complete Unit; LH & RH Front	2		EM-2866#		
			Trans		1			EM-5661	
LESABRE									
V6	V6 3.8L 231ci	2000-05	RH Front		1	EM-2896			
			Trans - Center		1			EM-2895	
			Trans - LH Front		1			EM-2897 #	
			Trans - LH Rear		1			EM-2898	
LUCERNE									
V6	V6 3.8L 231ci	2006-08	Front		1	EM-3148			
			Rear		1	EM-3146			
			Torq Str - Front		1		EM-3139		
			Trans	Auto	1			EM-3153	
	V6 3.9L 237ci	2009-11	Front		1	EM-3158			
			Rear		1	EM-3149			
			Torq Str - Front		1		EM-3139		
			Trans	Auto	1			EM-3153	
V8	V8 4.6L 281ci	2006-11	Front		1	EM-3166			
			Rear		1	EM-4212			
			Torq Str - Right		1		EM-3140		
			Trans	Auto	1			EM-3153	

= Available in the Westar Gold Line

Engine, Transmission, And Torque Strut Mounts

CYL	ENG. SIZE	YEAR	LOCATION	DESCRIPTION	QTY	ENGINE	TORQUE STRUT	TRANSMISSION
BUICK PASSENGER CAR (continued)								
PARK AVENUE								
V6	V6 3.8L 231ci	2000-05	RH Front	HydraulicMount	1	EM-2896		
			Trans - Center		1		EM-2895	
			Trans - LH Front		1		EM-2897 #	
			Trans - LH Rear		1		EM-2898	
REGAL								
L4	L4 2.0L 122ci	2011-13	Trans - Center	Auto	1			EM-3201
			Trans - Center	Manual	1		EM-3197	
			Trans - Front		1		EM-3196	
	L4 2.0L 122ci	2014-17 2011-13 2014-16	Right		1	EM-4324		
			Right		1	EM-3198		
			Trans - Center	Auto	1		EM-4223	
			Trans - Center	Manual	1		EM-3195	
			Trans - Front		1		EM-4261	
			Trans - Rear	AWD	1		EM-3196	
	L4 2.4L 145ci	2011-17	Right		1	EM-3198		
			Trans - Center		1		EM-4128	
			Trans - Front		1		EM-3194	
			Trans - Rear		1		EM-3196	
V6	V6 3.8L 189ci	1996-04	RH Front		1	EM-2796		
	V6 3.8L 231ci	1996-04	Torq Str - Front	Bracket to Radiator Support Complete Unit	2		EM-3088	
			Torq Str - Front	Bracket to Radiator Support Insert	2		EM-4169	
			Torq Str - Front	Complete Unit; LH & RH Front	2		EM-2866#	
			Torq Str - Front	Insert; LH & RH Front	2		EM-2716	
		1997-04	Trans		1			EM-2818 #
VERANO								
L4	L4 2.0L 122ci	2013-16	Trans - Front		1			EM-3194
			Trans - Rear	Complete Unit	1		EM-4080	
	L4 2.4L 145ci	2012-17	Trans - Center		1		EM-3194	
			Trans - Front		1		EM-4080	
BUICK SPORT UTILITY								
ENCLAVE								
V6	V6 3.6L 217ci	2009-17	Front		1	EM-4037		
			2008	Front		1	EM-3192	
		2009-17	Rear		1	EM-4035		
			2008	Rear		1	EM-3192	
		2018-20	Right		1	EM-4433		
		2009-17	Torq Str - Right		1		EM-3141	
			2008	Torq Str - Right	Bracket Only	1		EM-3143
		Torq Str - Right		Strut	1		EM-3133	
		2018-21	Trans - Center		1			EM-4437
		2009-17	Trans		1			EM-4036
		2008	Trans		1			EM-3192
ENCORE								
L4	L4 1.4L 83cid	2013-19	RH Front		1	EM-4309		
			2013-16	Torq Str - Lower		1		EM-4227
		2016-20	Trans - Upper	w/ Stand. Engine; VIN B	1			EM-4343
			2013-15	Trans - Upper	Auto; FWD	1		EM-4294
	L4 1.4L 85ci	2016-19	RH Front		1	EM-4309		
			Trans - Upper	w/ H.O. Engine; VIN M	1			EM-4344

= Available in the Westar Gold Line

Engine, Transmission, And Torque Strut Mounts

CYL	ENG. SIZE	YEAR	LOCATION	DESCRIPTION	QTY	ENGINE	TORQUE STRUT	TRANSMISSION
BUICK SPORT UTILITY (continued)								
ENVISION								
L4	L4 2.0L 122ci	2016-20	Trans - Upper		1			EM-4356
	L4 2.5L 153ci	2017-20	Trans - Upper		1			EM-4356
RAINIER								
L6	L6 4.2L 256ci	2004-07	L & R Front		2	EM-3021		
			Trans		1			EM-3027
V8	V8 5.3L 325ci	2005-07	LH Front		1	EM-5694		
			RH Front		1	EM-5693		
		2004	Trans	RWD		1		
RENDEZVOUS								
V6	V6 3.4L 207ci	2002-05	RH Front		1	EM-2987#		
			Torq Str - Front	Bracket to Radiator Support Complete Unit	2		EM-2900	
			Torq Str - Front	Bracket to Radiator Support Insert	2		EM-4169	
			Torq Str - Front	Complete Unit; LH & RH Front	2		EM-2899	
			Torq Str - Front	Insert Only; LH & RH Front	2		EM-2716	
	Trans		1			EM-2818 #		
	V6 3.5L 213ci	2006-07	RH Front		1	EM-2987#		
			Torq Str - Front	Bracket to Radiator Support Complete Unit	2		EM-2900	
			Torq Str - Front	Bracket to Radiator Support Insert	2		EM-4169	
			Torq Str - Front	Complete Unit; LH & RH Front	2		EM-2899	
			Torq Str - Front	Insert Only; LH & RH Front	2		EM-2716	
	Trans		1			EM-2818 #		
	V6 3.6L 217ci	2004-06	RH Front		1	EM-2987#		
			Torq Str - Front	Bracket to Radiator Support Complete Unit	2		EM-2900	
			Torq Str - Front	Bracket to Radiator Support Insert	2		EM-4169	
Torq Str - Front			Complete Unit; LH & RH Front	2		EM-2899		
Torq Str - Front			Insert Only; LH & RH Front	2		EM-2716		
Trans		1			EM-2818 #			
BUICK VAN								
TERRAZA								
V6	V6 3.5L 213ci	2005-06	RH Front		1	EM-2987#		
			Torq Str - Front	Bracket to Radiator Support Complete Unit	2		EM-2900	
			Torq Str - Front	Bracket to Radiator Support Insert	2		EM-4169	
			Torq Str - Front	Complete Unit; LH & RH Front	2		EM-2899	
			Torq Str - Front	Insert Only; LH & RH Front	2		EM-2716	
	Trans		1			EM-2818 #		
	V6 3.9L 237ci	2006-07	RH Front		1	EM-2987#		
			Torq Str - Front	Bracket to Radiator Support Complete Unit	2		EM-2900	
			Torq Str - Front	Bracket to Radiator Support Insert	2		EM-4169	
			Torq Str - Front	Complete Unit; LH & RH Front	2		EM-3090	
Torq Str - Front			Insert Only; LH & RH Front	2		EM-2716		
Trans		1			EM-2818 #			

= Available in the Westar Gold Line

Engine, Transmission, And Torque Strut Mounts

CYL	ENG. SIZE	YEAR	LOCATION	DESCRIPTION	QTY	ENGINE	TORQUE STRUT	TRANSMISSION			
CADILLAC PASSENGER CAR											
ATS											
L4	L4 2.0L 122ci	2013-17	Trans	Auto; AWD	1			EM-4218			
			Trans	Auto; RWD	1			EM-4218			
			Trans	Manual; AWD	1				EM-4218		
			Trans	Manual; RWD	1				EM-4218		
V6	V6 3.6L 217ci	2013-16	Trans	Auto; AWD	1			EM-4218			
			Trans	Auto; RWD	1			EM-4218			
			Trans	Manual; AWD	1				EM-4218		
			Trans	Manual; RWD	1				EM-4218		
CTS											
V6	V6 2.8L 170ci	2005-07	L & R Front		2	EM-3149					
			Trans		1			EM-3159			
	V6 3.0L 182ci	2011-13	2010-14	L & R Front	Mexico; RWD	2	EM-4248				
				L & R Front	US & Canada; AWD	2	EM-3149				
		2010-13	L & R Front	US & Canada; RWD	2	EM-4248					
			Trans	Insulator	2				EM-4224		
	V6 3.2L 197ci	2003-04	2004	L & R Front		2	EM-3149				
				Trans	Auto	1			EM-3123		
		2003	Trans	Manual	1				EM-3162		
	V6 3.6L 217ci	2011-14	2008-10	L & R Front	Mexico; RWD	2	EM-4248				
				L & R Front	US & Canada; AWD	2	EM-3149				
		2005-07	2010-13	L & R Front	US & Canada; RWD	2	EM-4248				
				L & R Front	AWD; US & Canada	2	EM-3149				
		2004-07	2008-09	2004-07	L & R Front	RWD	2	EM-4248			
					L & R Front		2	EM-3149			
			Trans	Auto; RWD; Insulator Only	2				EM-4224		
			Trans	Auto; RWD	2				EM-4224		
		V8 6.2L 376ci	2012-14	2009-11	Trans	Manual; RWD	2			EM-4224	
					Trans	Auto	1			EM-3159	
	L & R Front				Mexico; RWD	2	EM-4248				
	V8	V8 5.7L 346ci	2004-05	L & R Front		2	EM-3149				
				V8 6.0L 364ci	2006-07	L & R Front		2	EM-3149		
						V8 6.2L 376ci	2011-15	Trans	Insert	2	
Trans	Insulator	2			EM-4224						
DTS											
V8	V8 4.6L 281ci	2006-11	Front		1	EM-3166					
			Rear		1	EM-4212					
			Torq Str - Right		1		EM-3140				
			Trans		1			EM-3153			
DEVILLE											
V8	V8 4.6L 281ci	2000-05	RH Front		1	EM-2896					
			Trans - Center		1			EM-2895			
			Trans - LH Front		1			EM-3020			
			Trans - LH Rear		1			EM-2898			
ELDORADO											
V8	V8 4.6L 281ci	1993-02	RH Front		1	EM-2838					
			Torq Str - Front L		1		EM-2781				
			Torq Str - Front		1		EM-2780				
		1997-02	Trans - LH		1			EM-2932			
			Trans - RH		1			EM-2837			

Engine, Transmission, And Torque Strut Mounts

CYL	ENG. SIZE	YEAR	LOCATION	DESCRIPTION	QTY	ENGINE	TORQUE STRUT	TRANSMISSION	
CADILLAC PASSENGER CAR (continued)									
ELR									
L4	L4 1.4L 1398cc 85cid	2014-15	Right		1	EM-4189			
			Torq Str - Lower		1		EM-4183		
			Trans		1			EM-4188	
SEVILLE									
V8	V8 4.6L 281ci	1998-04	RH Front		1	EM-2896			
			Trans - Center		1			EM-2895	
			Trans - LH Front		1			EM-3083	
			Trans - Rear		1			EM-3068	
STS									
V6	V6 3.6L 217ci	2005-11	L & R Front		2	EM-3149			
V8	V8 4.4L 267ci	2006-09	Trans		1			EM-5665	
	V8 4.6L 281ci	2005-10	L & R Front		2	EM-3149			
XTS									
V6	V6 3.6L 217ci	2013-19	Right		1	EM-3200			
			Trans - Center	Auto	1			EM-4223	
			Trans - Front	FWD	1			EM-3195	
			Trans - Rear	AWD	1			EM-4261	
			Trans - Rear	FWD	1			EM-3196	
XLR									
V8	V8 4.4L 267ci	2006-09	Trans - L & R		2			EM-5660	
	V8 4.6L 281ci	2004-09	L & R Front		2	EM-2993			
			Trans - L & R		2			EM-5660	
CADILLAC SPORT UTILITY									
SRX									
V6	V6 2.8L 170ci	2010-11	Right	AWD	1	EM-4260			
			Trans - Center		1			EM-3201	
			Trans - Front		1			EM-3197	
			Trans - Rear	FWD	1			EM-3196	
	V6 3.0L 182ci	2010-11	Right	AWD	1	EM-4260			
			Trans - Center		1			EM-4259	
			Trans - Front		1			EM-3195	
			Trans - Rear	AWD	1			EM-4261	
	V6 3.6L 217ci	2004-09	LH Front		1	EM-3149			
			2013-16	Right	AWD	1	EM-4260		
			2012-16	Trans - Center		1			EM-4259
				Trans - Front		1			EM-3195
			Trans - Rear	AWD	1			EM-4261	
			Trans - Rear	FWD	1			EM-3196	
			V8	V8 4.6L 281ci	2004-09	LH Front		1	EM-3149
Trans	AWD	1						EM-5664	
2007-09	Trans	RWD			1			EM-5662	
	Trans	RWD			1			EM-5662	
2004-06	Trans	RWD			1			EM-5662	
ESCALADE									
V8	V8 5.3L 325ci	2002-05	L & R Front		2	EM-2909#			
			Trans	AWD & 4WD	1			EM-2638	
			Trans	RWD	1			EM-2811	
	V8 5.7L 350ci	1999-00	L & R Front		2	EM-2637			
			Trans	4WD	1			EM-2638	
		2000	Trans	RWD	1			EM-2811	
	V8 6.0L 364ci	2009-13	L & R Front		2	EM-5583#			
			2002-06	L & R Front		2	EM-2909#		
		2009-10	Trans	AWD	1			EM-2638	
			Trans	RWD	1			EM-2811	

= Available in the Westar Gold Line

Engine, Transmission, And Torque Strut Mounts

CYL	ENG. SIZE	YEAR	LOCATION	DESCRIPTION	QTY	ENGINE	TORQUE STRUT	TRANSMISSION	
CADILLAC SPORT UTILITY (continued)									
ESCALADE (continued)									
V8	V8 6.0L 364ci	2002-06	Trans	AWD	1			EM-2638	
			Trans	RWD	1			EM-2811	
	V8 6.2L 376ci	2007-14	L & R Front		2	EM-5583#			
			2015-20	LH Front		1	EM-4173		
				RH Front		1	EM-4174		
	2007-14	Trans	AWD	1				EM-2638	
		Trans	RWD	1				EM-2811	
V8 6.2L 378ci	2007-10	Trans	Mexico; AWD	1			EM-2638		
ESCALADE ESV									
V8	V8 6.0L 364ci	2003-06	L & R Front		2	EM-2909#			
			Trans	AWD	1			EM-2638	
	V8 6.2L 376ci	2007-14	L & R Front		2	EM-5583#			
			2015-20	LH Front		1	EM-4173		
		2008-14		RH Front		1	EM-4174		
			Trans	AWD	1			EM-2638	
	Trans	RWD	1			EM-2811			
	2007	Trans	AWD	1			EM-2638		
V8 6.2L 378ci	2007-10	Trans	Mexico; AWD	1			EM-2638		
ESCALADE EXT									
V8	V8 6.0L 364ci	2003-06	L & R Front		2	EM-2909#			
			Trans	AWD	1			EM-2638	
	V8 6.2L 376ci	2007-13	L & R Front		2	EM-5583#			
			Trans	AWD	1			EM-2638	
XT5									
L4	L4 2.0L 122ci	2020-21	Trans - Center		1			EM-4437	
XT6									
V6	V6 3.6L 217ci	2020-21	Trans - Center		1			EM-4437	
XT5									
V6	V6 3.6L 222ci	2020-21	Trans - Center		1			EM-4437	
		2017-19	Trans - Center	FWD	1			EM-4371	
CHEVROLET PASSENGER CAR									
ASTRA (MEXICO)									
L4	L4 1.8L 1796cc	2006-08	Rear	Complete Unit	1	EM-4247			
		2000-03	Rear	Complete Unit	1	EM-4247			
		2006-08	Right		1	EM-9001			
		2000-03	Right		1	EM-9001			
	L4 2.0L 2000cc	2004-08	Right		1	EM-9001			
	L4 2.2L 2198cc	2001-03	Front	Auto	1	EM-9001			
			Right		1	EM-9001			
AVEO5									
L4	L4 1.6L 98ci	2007-11	Front	Hydraulic Mount	1	EM-3113			
		2009-11	Torq Str - Front		1		EM-3114		
		2007-08	Torq Str - Front		1		EM-3114		
			Trans		1			EM-3115	
AVEO									
L4	L4 1.6L 98ci	2004-11	Front	Hydraulic Mount	1	EM-3113			
		2009-11	Torq Str - Front		1		EM-3114		
		2004-08	Torq Str - Front		1		EM-3114		
		2009-11	Trans	Auto	1			EM-3115	
			Trans	Manual	1			EM-3115	
		2004-08	Trans		1			EM-3115	

= Available in the Westar Gold Line

Engine, Transmission, And Torque Strut Mounts

CYL	ENG. SIZE	YEAR	LOCATION	DESCRIPTION	QTY	ENGINE	TORQUE STRUT	TRANSMISSION	
CHEVROLET PASSENGER CAR (continued)									
CAMARO									
V6	V6 3.6L 217ci	2010-15	L & R Front		2	EM-4149			
			Trans	Auto	1		EM-4241		
			Trans	Manual	1		EM-4225		
	V6 3.8L 231ci	1995-02	LH Front		1	EM-2436			
			RH Front		1	EM-2878			
	Trans			1		EM-2880			
V8	V8 5.7L 350ci	1998-02	L & R Front		2	EM-3064			
			Trans	Manual	1		EM-3125		
	V8 6.2L 376ci	2010-15	L & R Front	NaturallyAspiratedModel	2	EM-4149			
			Trans	Auto	1		EM-4226		
			Trans	Manual	1		EM-4226		
			Trans		1		EM-4225		
		Trans			1		EM-4226		
V8 7.0L 427ci	2014-15	Trans	Manual	1		EM-4226			
CAPRICE									
V6	V8 6.0L 364ci	2011-17	Trans		1			EM-4225	
CAVALIER									
L4	L4 2.2L 134ci	2002-05	RH Front	DOHC	1	EM-3128			
			1995-02	RH Front	OHV; Complete Unit	1	EM-5026		
				RH Front	OHV; Insert	1	EM-2803		
		1995-05	Torq Str - Front		1		EM-2798		
			Trans - Front	Manual; Insert	1			EM-2820	
	L4 2.4L 146ci	1996-02	RH Front	Insert	1	EM-2803			
			Torq Str - Front		1		EM-2798		
	Trans - Front	Manual; Insert	1			EM-2820			
CHEVY (MEXICO)									
L4	L4 1.4L 1389cc	1997-01	LH Front	Bushing	1	EM-9002			
			RH Front	Bushing	1	EM-5682			
			RH Front	Complete Unit	1	EM-9000			
			Rear	Bushing	1	EM-2657			
	L4 1.6L 1597cc	1997-12	LH Front	Bushing	1	EM-9002			
			RH Front	Bushing	1	EM-5682			
			RH Front	Complete Unit	1	EM-9000			
	Rear	Bushing	1	EM-2657					
CLASSIC									
L4	L4 2.2L 134ci	2004-05	Right		1	EM-3129			
			Trans - Center		1		EM-2874		
			Trans - LH Front	Complete Unit	1		EM-3070		
			Trans - LH Front	Insert Only	1		EM-5422		
			Trans - LH Rear	Complete Unit	1		EM-5078		
	Trans - LH Rear	Insert Only	1		EM-2875				
COBALT									
L4	L4 2.0L 122ci	2008-09	RH Front		1	EM-3108			
		2005-07	RH Front	Manual	1	EM-3108			
		2009-10	Trans - Upper		1		EM-3092		
		2008	Trans - Upper	Auto	1		EM-3092		
		2005-07	Trans - Upper		1		EM-3092		
	L4 2.2L 134ci	2005-10	RH Front	Auto	1	EM-3109			
			RH Front	Manual	1	EM-3108			
			Trans - Center		1		EM-4158		
	L4 2.4L 145ci	2006-08	RH Front	Auto	1	EM-3109			
RH Front			Manual	1	EM-3108				

Engine, Transmission, And Torque Strut Mounts

CYL	ENG. SIZE	YEAR	LOCATION	DESCRIPTION	QTY	ENGINE	TORQUE STRUT	TRANSMISSION
CHEVROLET PASSENGER CAR (continued)								
CORSA (MEXICO)								
L4	L4 1.8L 1796cc	2002-08	RH Rear	Complete Unit	1	EM-9000		
			Rear	Complete Unit	1	EM-9000		
			Trans - Front Lower	Complete Unit	1			EM-90015
CORVETTE								
V8	V8 5.7L 350ci	1997-04	L & R Front		2	EM-2993		
	V8 6.0L 364ci	2005-07	L & R Front		2	EM-2993		
			Trans		1			EM-5660
	V8 6.2L 376ci	2009-10	L & R Front	w/ Supercharger	2	EM-5673		
			L & R Front	w/o Supercharger	2	EM-2993		
		2008	L & R Front		2	EM-2993		
		2008-12	Trans		1			EM-5660
	V8 7.0L 427ci	2009-10	L & R Front		2	EM-2993		
		2006-08	L & R Front		2	EM-2993		
		2006-13	Trans		1			EM-5660
CRUZE								
L4	L4 1.4L 83cid	2011-15	Right		1	EM-4076		
			Trans - Center	Auto	1			EM-4054
			Trans - Center	Manual	1			EM-4080
	L4 1.8L 110ci	2011-16	Right		1	EM-4076		
			Trans - Center	Auto	1			EM-4234
		2013-15	Trans - Center	Manual	1			EM-4080
			2011-12	Trans - Center	Auto	1		
		Trans - Center	Manual	1			EM-4080	
	L4 2.0L 119ci	2014-15	Trans - Rear		1			EM-4080
CRUZE LIMITED								
L4	L4 1.4L 83cid	2016	Right		1	EM-4076		
			Trans - Center	Auto	1			EM-4054
			Trans - Center	Manual	1			EM-4080
	L4 1.8L 110ci	2016	Right		1	EM-4076		
			Trans - Center	Auto	1			EM-4234
Trans - Center	Manual	1			EM-4080			
HHR								
L4	L4 2.0L 122ci	2008-10	RH Front	Auto	1	EM-3109		
			RH Front	Manual	1	EM-3108		
			Trans - Front	Auto	1			EM-3092
	L4 2.2L 134ci	2006-11	RH Front	Auto	1	EM-3109		
			RH Front	Manual	1	EM-3108		
			Trans - Center		1			EM-4158
	L4 2.4L 134ci	2006-11	RH Front	Auto	1	EM-3109		
			RH Front	Manual	1	EM-3108		
	L4 2.4L 145ci	2006-11	Trans - Center		1			EM-4158
	IMPALA							
L4	L4 2.4L 145ci	2014	Trans - Center		1			EM-4128
			Trans - Front		1			EM-3194
			Trans - Rear	FWD	1			EM-3196
	L4 2.5L 153ci	2014-19	Right		1	EM-4324		
			Trans - Center		1			EM-3199
			Trans - Front		1			EM-3194
			Trans - Rear		1			EM-3196
V6	V6 3.4L 207ci	2000-05	Right		1	EM-2987#		
			Torq Str - Front	Bracket to Radiator Support Complete Unit	2			EM-2901
			Torq Str - Front	Bracket to Radiator Support Insert	2			EM-4169

= Available in the Westar Gold Line

Engine, Transmission, And Torque Strut Mounts

CYL	ENG. SIZE	YEAR	LOCATION	DESCRIPTION	QTY	ENGINE	TORQUE STRUT	TRANSMISSION		
CHEVROLET PASSENGER CAR (continued)										
IMPALA (continued)										
V6	V6 3.4L 207ci	2000-05	Torq Str - Front	Complete Unit; LH & RH Front	2		EM-2866#			
			Torq Str - Front	Insert; LH & RH Front	2		EM-2716			
			Trans		1			EM-2818 #		
	V6 3.5L 213ci	2006-11	Right			1	EM-2987#			
			Torq Str - Front	Bracket to Radiator Support Complete Unit	2		EM-3104			
			Torq Str - Front	Bracket to Radiator Support Insert	2		EM-4169			
			Torq Str - Front	Complete Unit	2		EM-3090			
			Trans		1			EM-2818 #		
	V6 3.6L 217ci	2012-13	Front			1	EM-4114			
			Rear			1	EM-4220			
		2014-20	Right			1	EM-3200			
		2012-17	Torq Str - Rear			1		EM-4115		
		2014-18	Trans - Center	Auto			1			EM-4223
			Trans - Front				1			EM-3195
			Trans - Rear				1			EM-3196
	2012-13	Trans			1			EM-4116		
	V6 3.8L 231ci	2000-05	RH Front			1	EM-2796			
		2004-05	Torq Str - Front	Bracket to Radiator Support Complete Unit	1		EM-3088			
			Torq Str - Front	Bracket to Radiator Support Insert	2		EM-4169			
			Torq Str - Front	Complete Unit	2		EM-2866#			
		2000-03	Torq Str - Front	Insert; LH & RH Front	2		EM-2716			
			Torq Str - Front	Bracket to Radiator Support Complete Unit	2		EM-3088			
			Torq Str - Front	Bracket to Radiator Support Insert	2		EM-4169			
			Torq Str - Front	Complete Unit; LH & RH Front	2		EM-2866#			
		2004-05	Torq Str - Front	Insert; LH & RH Front	2		EM-2716			
		2000-05	Trans			1			EM-2712	
	V6 3.9L 237ci	2006-11	Front			1	EM-2987#			
			Torq Str - Front	Bracket to Radiator Support Complete Unit	2		EM-3104			
			Torq Str - Front	Bracket to Radiator Support Insert	2		EM-4169			
			Torq Str - Front	Complete Unit; LH & RH Front	2		EM-3090			
		2008-09	Trans	exc. Police Cars			1			EM-2712
			Trans	Police Cars			1			EM-5746
		2006-07	Trans			1			EM-2712	
V8	V8 5.3L 325ci	2006-09	Front		1	EM-3093				
			Rear		1	EM-2990				
			Torq Str - Front	Bracket to Radiator Support Complete Unit	2		EM-3104			
			Torq Str - Front	Bracket to Radiator Support Insert	2		EM-4169			
			Torq Str - Front	Complete Unit	2		EM-3090			
			Trans		1			EM-5661		
IMPALA LIMITED										
V6	V6 3.6L 217ci	2014-16	Front		1	EM-4114				
			Rear		1	EM-4220				
			Trans		1			EM-4116		

= Available in the Westar Gold Line

Engine, Transmission, And Torque Strut Mounts

CYL	ENG. SIZE	YEAR	LOCATION	DESCRIPTION	QTY	ENGINE	TORQUE STRUT	TRANSMISSION	
CHEVROLET PASSENGER CAR (continued)									
IMPALA SS									
V6	V6 3.8L 231 ci	2004-05	Torq Str - Front	Bracket to Radiator Support Complete Unit	1		EM-3088		
			Torq Str - Front	Bracket to Radiator Support Insert	2		EM-4169		
			Torq Str - Front	Complete Unit	2		EM-2866#		
			Torq Str - Front	Insert; LH & RH Front	2		EM-2716		
LUMINA									
V6	V6 3.1L 189ci	1995-01	RH Front		1	EM-2796			
			Torq Str - Front	Bracket to Radiator Support Complete Unit	1		EM-2901		
			Torq Str - Front	Bracket to Radiator Support Insert	1		EM-4169		
			Torq Str - Front	Complete Unit	1		EM-2866#		
			Torq Str - Front	Insert Only	2		EM-2716		
			Trans		1			EM-2712	
MALIBU									
L4	L4 2.0L 122ci	2013-15	Right		1	EM-4324			
			Trans - Center	Auto	1			EM-4223	
			Trans - Front		1			EM-3195	
			Trans - Rear		1			EM-3196	
	L4 2.2L 134ci	2004-05	2006-08	Front		1	EM-3129		
				Right		1	EM-3117		
		2004-05	2008	Right		1	EM-4072		
				Trans - Center		1			EM-4047
		2006-07	2004-05	Trans - Center		1			EM-4047
				Trans - Center		1			EM-4047
		2008	2006-07	Trans - LH Front	1st Design - Stamped Part	1			EM-3094
				Trans - LH Front	Complete Unit	1			EM-5659
				Trans - LH Front	Insert	1			EM-4206
		2006-07	2004-05	Trans - LH Front	Complete Unit	1			EM-5659
				Trans - LH Front	Insert	1			EM-4206
		2004-05	2008	Trans - LH Front	Complete Unit	1			EM-5659
				Trans - LH Front	Insert	1			EM-4206
		2008	2006-07	Trans - LH Rear	Insert	1			EM-4206
				Trans - LH Rear	Complete Unit	1			EM-3094
		2006-07	2004-05	Trans - LH Rear	Insert	1			EM-4206
				Trans - LH Rear	Complete Unit	1			EM-3094
		2004-05	2008	Trans - LH Rear	Complete Unit	1			EM-3094
	Trans - LH Rear			Insert	1			EM-4206	
	L4 2.4L 145ci	2009-12	2013-14	RH Front	Exc. Hybrid	1	EM-3118		
				Right		1	EM-3198		
		2008	2011-12	Right		1	EM-3117		
				Trans - Center		1			EM-4134
		2009-10	2008	Trans - Center	Auto; 4 Spd	1			EM-4047
				Trans - Center	Auto; 6 Spd	1			EM-4134
		2008	2013	Trans - Center	Auto; 4 Spd	1			EM-4047
				Trans - Front		1			EM-3194
		2011-12	2009-10	Trans - Front		1			EM-4046
				Trans - Front	Auto; 4 Spd; Complete Unit	1			EM-4027
		2009-10	2008	Trans - Front	Auto; 4 Spd; Insert	1			EM-4206
				Trans - Front	Auto; 6 Spd	1			EM-4046
				Trans - Front	Auto; 4 Spd; Complete Unit	1			EM-4027
		2008	2011-12	Trans - Front	Auto; 4 Spd; Insert	1			EM-4206
				Trans - Front	Auto; 6 Spd	1			EM-4046
	2011-12	2009-10	Trans - Rear		1			EM-4045	
			Trans - Rear	Auto; 4 Spd; Complete Unit	1			EM-5862	
	2009-10	2008	Trans - Rear	Auto; 4 Spd; Insert	1			EM-4206	
			Trans - Rear	Auto; 6 Spd	1			EM-4045	

= Available in the Westar Gold Line

Engine, Transmission, And Torque Strut Mounts

CYL	ENG. SIZE	YEAR	LOCATION	DESCRIPTION	QTY	ENGINE	TORQUE STRUT	TRANSMISSION	
CHEVROLET PASSENGER CAR (continued)									
MALIBU (continued)									
L4	L4 2.4L 145ci	2008	Trans - Rear	Auto; 4 Spd; 1st Design Stamped Part	1			EM-3094	
			Trans - Rear	Auto; 4 Spd; 2nd Design; Cast Part	1			EM-5862	
			Trans - Rear	Auto; 4 Spd; Insert	1			EM-4206	
			Trans - Rear	Auto; 6 Spd	1			EM-4045	
	L4 2.5L 153ci	2013-15	Right		1	EM-4324			
			Trans - Center		1			EM-4128	
			Trans - Front		1			EM-3194	
			Trans - Rear		1			EM-3196	
V6	V6 3.1L 189ci	2002-03	Front	Made in Lansing, MI	1	EM-2933			
			2001	Front	Made in Lansing, MI	1	EM-2933		
		1997-00	Front	Made in Oklahoma City	1	EM-2876			
			1999-03	Trans - Center		1			EM-2874
		V6 3.5L 213ci	2004-10	RH Front	Hydraulic Mount	1	EM-3097		
				2008-10	Trans - Center		1		EM-3096
				2006-07	Trans - Center		1		EM-3096
				2004-05	Trans - Center		1		EM-3096
	2008-10			Trans - Front	Complete Unit	1		EM-4027	
				Trans - Front	Insert	1		EM-4206	
	V6 3.6L 217ci	2006-07	Trans - Front	Complete Unit	1		EM-5659		
			Trans - Front	Insert	1		EM-4206		
			2004-05	Trans - Front	Complete Unit	1		EM-5659	
				Trans - Front	Insert	1		EM-4206	
			2008-10	Trans - Rear	Insert	1		EM-4206	
				2006-07	Trans - Rear	Complete Unit	1		EM-3094
	V6 3.9L 237ci	2006-07	Trans - Rear	Insert	1		EM-4206		
			2004-05	Trans - Rear	Complete Unit	1		EM-3094	
				Trans - Rear	Insert	1		EM-4206	
			2008-10	Front	Hydraulic Mount	1	EM-3097		
				2008-12	Trans - Center		1		EM-3135
			V6 3.9L 237ci	2006-07	Trans - Front	Complete Unit	1		EM-4061
	Trans - Front	Insert			1		EM-4206		
	Trans - Rear	Complete Unit			1		EM-4062		
	Trans - Rear	Insert			1		EM-4206		
	MALIBU LIMITED								
	L4	L4 2.5L 153ci	2016	Right		1	EM-4324		
	MERIVA (MEXICO)								
	L4	L4 1.8L 1796cc	2004-08	RH Rear		1	EM-9000		
				Rear	Complete Unit	1	EM-9000		
				Trans - Front Lower	Complete Unit Complete Unit	1			EM-90015
	METRO								
	L3	L3 1.0L 993cc	1998-00	Front		1	EM-5608		
				Rear		1	EM-8277		
				Torq Str - Rear		1		EM-8658	
				Trans		1			EM-8277
	L4	L4 1.3L 1295cc	1998-01	Front		1	EM-5608		
				Torq Str - Rear	Auto	1		EM-8658	

Engine, Transmission, And Torque Strut Mounts

CYL	ENG. SIZE	YEAR	LOCATION	DESCRIPTION	QTY	ENGINE	TORQUE STRUT	TRANSMISSION
CHEVROLET PASSENGER CAR (continued)								
METRO (continued)								
L4	L4 1.3L 1295cc	1998-01	Trans		1			EM-8277
MONTE CARLO								
V6	V6 3.4L 207ci	2000-05	RH Front		1	EM-2796		
			Torq Str - Front	Bracket to Radiator Support Insert	2		EM-4169	
			Torq Str - Front L	Bracket to Radiator Support Complete Unit	1		EM-2901	
			Torq Str - Front L	Complete Unit	1		EM-2866#	
			Torq Str - Front L	Insert Only	1		EM-2716	
				Trans		1		EM-2712
	V6 3.5L 213ci	2006-07	Front		1	EM-2987#		
			Torq Str - Bushin	Bracket	2		EM-3104	
			Torq Str - Bushin	Strut	2		EM-3090	
				Trans		1		EM-2818 #
	V6 3.8L 231ci	1998-05	RH Front		1	EM-2796		
			Torq Str - Front	Bracket to Radiator Support Complete Unit	1		EM-3088	
			Torq Str - Front	Bracket to Radiator Support Insert	1		EM-4169	
			Torq Str - Front	Complete Unit	1		EM-2866#	
			Torq Str - Front	Insert Only	2		EM-2716	
				Trans		1		EM-2712
	V6 3.9L 237ci	2006	Front		1	EM-2987#		
			Torq Str - Bushin	Bracket	2		EM-3104	
			Torq Str - Front	Bracket	2		EM-3090	
			Trans	Hydraulic Mount	1			EM-2712
V8	V8 5.3L 325ci	2006-07	Front		1	EM-3093		
			Rear		1	EM-2990		
			Torq Str - Bushin	Bracket	2		EM-3104	
			Torq Str - Front	Bracket	2		EM-3090	
			Trans		1			EM-5661
OPTRA								
L4	L4 2.0L 1998cc	2008-10	Right	Mexican Vehicle	1	EM-5931		
		2004-07	Right		1	EM-5931		
		2006-10	Torq Str - Lower	Mexico	1		EM-5933	
		2004-07	Torq Str - Lower		1		EM-5933	
		2006-10	Torq Str - Right	Mexico	1		EM-5932	
		2004-07	Torq Str - Right		1		EM-5932	
		2008-10	Trans	Mexican Vehicle	1			EM-5868
		2004-07	Trans		1			EM-5868
PRIZM								
L4	L4 1.8L 110ci	1998-02	Front	Auto	1	EM-8870		
			Front	Manual	1	EM-8966		
			RH Front		1	EM-8850		
			Rear	Auto	1	EM-8851		
			Trans	Auto; 3 Spd	1			EM-8872
			Trans	Auto; 4 Spd	1			EM-8873
			Trans	Manual	1			EM-9474
SONIC								
L4	L4 1.4L 83cid	2012-20	RH Front	Sport Ride	1	EM-4308		
		2012-19	Trans - Upper		1			EM-4312
	L4 1.8L 110ci	2012-18	Front		1	EM-4308		
			Trans - Upper		1			EM-4293

= Available in the Westar Gold Line

Engine, Transmission, And Torque Strut Mounts

CYL	ENG. SIZE	YEAR	LOCATION	DESCRIPTION	QTY	ENGINE	TORQUE STRUT	TRANSMISSION	
CHEVROLET PASSENGER CAR (continued)									
SPARK									
L4	L4 1.2L 76ci	2011-15	Right		1	EM-4133			
		2013-15	Torq Str - Lower		1		EM-4130		
		2014-15	Trans - Upper	Auto (CVT); US & Canada	1			EM-4267	
		2013	Trans - Upper	Auto; US & Canada	1			EM-4131	
SPARK EV									
	Electric Vehicle	2014-15	RH Front		1	EM-4133			
			Torq Str - Lower		1		EM-4130		
			Trans - Upper	Auto	1			EM-4267	
SS									
V8	V8 6.2L 376ci	2014-17	Trans		1			EM-4225	
VOLT									
L4	L4 1.4L 85ci	2011-15	Right		1	EM-4189			
			Torq Str - Lower		1		EM-4183		
			Trans		1			EM-4188	
CHEVROLET SPORT UTILITY									
AVALANCHE									
V8	V8 5.3L 325ci	2007-13	L & R Front		2	EM-5583#			
			Trans	Auto; 4WD	1			EM-2638	
			Trans	Auto; RWD	1			EM-2811	
	V8 6.0L 364ci	2007-09	L & R Front		2	EM-5583#			
			Trans	Auto; 4WD	1			EM-2638	
			Trans	Auto; RWD	1			EM-2811	
AVALANCHE 1500									
V8	V8 5.3L 325ci	2002-06	L & R Front	w/HeatShield	2	EM-5423			
			L & R Front	w/o Heat Shield	2	EM-2909#			
			Trans	4WD	1			EM-2638	
			Trans	RWD	1			EM-2811	
AVALANCHE 2500									
V8	V8 8.1L 496ci	2002-06	L & R Front		2	EM-5353			
		2006	Trans	4WD	1			EM-2839	
		2002-05	Trans		1			EM-2839	
CAPTIVA SPORT									
L4	L4 2.4L 145ci	2012-15	Right		1	EM-4161			
			Trans - Center		1			EM-4192	
			Trans - Front		1			EM-4111	
			Trans - Front	Bushing Only; Auto	1			EM-4135	
	L4 2.4L 2384cc	2011	Trans - Center	Mexico	1			EM-4064	
	L4 2.4L 2404cc	2008-10	Trans - Center	Mexico	1			EM-4064	
V6	V6 3.0L 182ci	2012-15	Front		1	EM-4155			
			Trans - Rear		1			EM-4135	
	V6 3.6L 217ci	2008-10	Front		1	EM-4155			
			Trans - Rear		1			EM-4063	
EQUINOX									
L4	L4 1.5L 91ci	2018-21	Right		1	EM-4411			
			Torq Str - Rear L	FWD	1			EM-4379	
			Trans	FWD	1			EM-4419	
	L4 1.6L 98ci	2018-19	Torq Str - Rear L	FWD	1			EM-4379	
	L4 2.0L 122ci	2018-20	Torq Str - Rear L	FWD	1			EM-4379	
	L4 2.0L 122ci	2018-20	Right		1	EM-4420			
			Trans	FWD	1			EM-4424	
	L4 2.4L 145ci	2010-15	Right		1	EM-4161			
			2010-17	Trans - Center		1			EM-4192
			2010-17	Trans - Front		1			EM-4111

= Available in the Westar Gold Line

Engine, Transmission, And Torque Strut Mounts

CYL	ENG. SIZE	YEAR	LOCATION	DESCRIPTION	QTY	ENGINE	TORQUE STRUT	TRANSMISSION	
CHEVROLET SPORT UTILITY (continued)									
EQUINOX (continued)									
L4	L4 2.4L 145ci	2010-17	Trans - Rear		1			EM-4135	
V6	V6 3.0L 182ci	2010-12	Front		1	EM-4155			
			Trans - Center		1			EM-4180	
			Trans - Front		1			EM-4175	
			Trans - Rear		1			EM-4135	
	V6 3.4L 207ci	2005-09	RH Front		1	EM-3110			
			2007-09	Trans - Front		1			EM-3082
			2005-06	Trans - Front		1			EM-3082
			2007-09	Trans - Rear		1			EM-3069
			2005-06	Trans - Rear		1			EM-3069
			2005-06	Trans - Upper		1			EM-5475
	V6 3.6L 217ci	2013-15	Front		1	EM-4155			
			2008-09	Left		1	EM-3154		
				Right		1	EM-3154		
		2013-15	Trans - Center		1				EM-4180
2008-09			Trans - Center		1			EM-3154	
2013-15			Trans - Front		1			EM-4175	
2008-09			Trans - Front		1			EM-4079	
2013-15			Trans - Rear		1			EM-4135	
2008-09	Trans - Rear		1			EM-4078			
BLAZER									
L4	L4 2.0L 122ci	2020-21	Trans - Center		1			EM-4437	
	L4 2.5L 153ci	2019-21	Trans - Center		1			EM-4437	
V6	V6 3.6L 217ci	2019-21	Trans - Center		1			EM-4437	
	V6 4.3L 262ci	1996-05	L & R Front		2	EM-2802			
			2002-05	Trans	Auto; 4WD	1			EM-2638
		Trans		Auto; RWD	1			EM-2394	
		Trans		Manual; 4WD	1			EM-2638	
		Trans		Manual; RWD	1			EM-2394	
		1995-01	Trans	Auto; 4WD	1			EM-2839	
			Trans	Auto; RWD	1			EM-2394	
			Trans	Manual; 4WD	1			EM-2839	
	Trans		Manual; RWD	1			EM-2394		
SUBURBAN									
V8	V8 5.3L 325ci	2015-20	LH Front		1	EM-4173			
			RH Front		1	EM-4174			
	V8 6.2L 376ci	2019-20	LH Front		1	EM-4173			
			RH Front		1	EM-4174			
SUBURBAN 1500									
V8	V8 5.7L 350ci	1995-02	L & R Front		2	EM-2621			
	V8 5.3L 325ci	2007-14	L & R Front		2	EM-5583#			
		2000-06	L & R Front		2	EM-2909#			
			2007-14	Trans	2WD	1			EM-2811
		Trans		4WD	1			EM-2638	
		2006	Trans	RWD	1			EM-2811	
			2000-05	Trans	2WD	1			EM-2811
		Trans		4WD	1			EM-2638	
		V8 5.7L 350ci	2000-02	Trans	RWD	1			EM-2817
	V8 6.0L 364ci	2007-09	L & R Front		2	EM-5583#			
Trans			4WD; Auto	1			EM-2638		
Trans			Auto; 2WD	1			EM-2811		
SUBURBAN 2500									
V8	V8 6.0L 364ci	2007-13	L & R Front		2	EM-5583#			
		2000-06	L & R Front		2	EM-2909#			
		2007-13	Trans	4WD; Auto	1			EM-2638	

= Available in the Westar Gold Line

Engine, Transmission, And Torque Strut Mounts

CYL	ENG. SIZE	YEAR	LOCATION	DESCRIPTION	QTY	ENGINE	TORQUE STRUT	TRANSMISSION	
CHEVROLET SPORT UTILITY (continued)									
SUBURBAN 2500 (continued)									
V8	V8 6.0L 364ci	2007-13	Trans	Auto; 2WD	1			EM-2811	
		2004-06	Trans	RWD, Auto	1			EM-2811	
		2000-03	Trans	Auto; 2WD	1			EM-2811	
			Trans	Auto; 4WD	1			EM-2638	
	V8 8.1L 496ci	2001-06	L & R Front		2	EM-5353			
			Trans	Auto	1			EM-2839	
TAHOE									
V8	V8 4.8L 294ci	2000-06	L & R Front		2	EM-2909#			
		2007-09	LH Front	2WD	1	EM-4000			
			RH Front		1	EM-4017			
		2000-09	Trans	2WD	1			EM-2811	
			Trans	4WD	1			EM-2638	
	V8 5.3L 325ci	2012-14	L & R Front	exc. Police (PPV) Vehicle	2	EM-5583#			
		2007-11	L & R Front		2	EM-5583#			
		2006	L & R Front		2	EM-2909#			
		2000-05	L & R Front		2	EM-2909#			
		2015-20	LH Front		1	EM-4173			
			RH Front		1	EM-4174			
		2007-17	Trans	2WD	1			EM-2811	
			Trans	4WD	1			EM-2638	
		2000-05	Trans	4WD	1			EM-2638	
			Trans	RWD	1			EM-2811	
	V8 5.7L 350ci	1995-00	L & R Front	4WD	2	EM-2637			
			L & R Front	RWD	2	EM-2621			
		1997-00	Trans	2WD	1			EM-2817	
			Trans	4WD	1			EM-2638	
	V8 6.0L 364ci	2008-13	L & R Front		2	EM-5583#			
			Trans	2WD	1			EM-2811	
			Trans	4WD	1			EM-2638	
	V8 6.2L 376ci	2018-20	LH Front		1	EM-4173			
			RH Front		1	EM-4174			
	V8 6.2L 378ci	2008-09	L & R Front		2	EM-5583#			
			Trans	2WD	1			EM-2811	
			Trans	4WD	1			EM-2638	
TRACKER									
L4	L4 1.6L 98ci	1999-00	L & R Front		2	EM-9240			
			Torq Str - Front	Auto; 4 Spd; 4WD	1			EM-8657	
			Torq Str - Front	Manual; 4WD	1			EM-8657	
			1998-00	Trans		1			EM-8825
	L4 2.0L 122ci	1999-03	L & R Front		2	EM-9240			
			Trans	Auto	1			EM-9241	
			Trans	Manual; US & Canada	1			EM-8825	
Trans			Auto	1			EM-9241		
			Trans	Manual	1			EM-8825	
V6	V6 2.5L 2500cc	2001-04	L & R Front		2	EM-9240			
			Trans		1			EM-8825	
TRAILBLAZER									
L6	L6 4.2L 256ci	2002-08	L & R Front		2	EM-3021			
		2002-09	Trans	Auto	1			EM-3027	
V8	V8 5.3L 325ci	2006-08	LH Front		1	EM-5694			
			RH Front		1	EM-5693			
	V8 6.0L 364ci	2006-09	LH Front		1	EM-5694			
			RH Front		1	EM-5693			

= Available in the Westar Gold Line

Engine, Transmission, And Torque Strut Mounts

CYL	ENG. SIZE	YEAR	LOCATION	DESCRIPTION	QTY	ENGINE	TORQUE STRUT	TRANSMISSION
CHEVROLET SPORT UTILITY (continued)								
TRAILBLAZER EXT								
L6	L6 4.2L 256ci	2002-06	L & R Front		2	EM-3021		
			Trans	Auto	1		EM-3027	
V8	V8 5.3L 325ci	2005-06	LH Front		1	EM-5694		
			RH Front		1	EM-5693		
TRAVERSE								
V6	V6 3.6L 217ci	2009-17	Front		1	EM-4037		
			Rear		1	EM-4035		
		2018-20	Right		1	EM-4433		
		2009-17	Torq Str - Right		1		EM-3141	
Trans			1			EM-4036		
TRAX								
L4	L4 1.4L 83cid	2015-19	RH Front		1	EM-4309		
		2015-16	Torq Str - Lower		1		EM-4227	
		2017-20	Trans - Upper	w/ Stand. Engine; VIN B	1			EM-4343
		2015-16	Trans - Upper	Auto; FWD	1			EM-4294
	L4 1.4L 85ci	2019	Trans - Upper	w/ Stand. Engine; VIN B	1			EM-4343
CHEVROLET TRUCK								
C20/C2500 P/U								
V8	V8 5.7L 350ci	1988-00	L & R Front		2	EM-2621		
		1996-00	Trans	Auto; 2WD	1			EM-2817
			Trans	Manual; 2WD	1			EM-2817
	V8 6.5L 395ci Diesel	1992-00	L & R Front		2	EM-2621		
		1995-00	Trans	Auto; 2WD	1			EM-2817
			Trans	Manual; 2WD	1			EM-2817
	V8 7.4L 454ci	1991-00	L & R Front		2	EM-2621		
		1996-00	Trans	Auto; 2WD	1			EM-2817
Trans			Manual; 2WD	1			EM-2817	
C30/C3500 P/U								
V8	V8 5.7L 350ci	1988-00	L & R Front		2	EM-2621		
		1995-00	Trans	Auto; 2WD	1			EM-2817
			Trans	Manual; 2WD	1			EM-2817
	V8 6.5L 395ci Diesel	1992-00	L & R Front		2	EM-2621		
		1995-00	Trans	Auto; 2WD	1			EM-2817
			Trans	Manual; 2WD	1			EM-2817
	V8 7.4L 454ci	1988-00	L & R Front		2	EM-2621		
		1996-00	Trans	Auto; 4L80-E 4 Spd	1			EM-2817
			Trans	Manual; FleetSide	1			EM-2817
Trans			Manual; 135.5WB (C310), 159.5WB (C314), 183.5WB (C318)	1			EM-2638	
CHEYENNE								
V8	V8 5.3L 325ci	2014-18	LH Front		1	EM-4173		
			RH Front		1	EM-4174		
	V8 6.2L 376ci	2014-18	LH Front		1	EM-4173		
			RH Front		1	EM-4174		
COLORADO								
L4	L4 2.5L 153ci	2015-18	Trans	Manual	1			EM-4196
	L4 2.8L 169ci	2004-06	LH Front		1	EM-3121		
			RH Front		1	EM-3120		
			Trans	2WD w/ Z71	1		EM-2638	
			Trans	2WD w/o Z71	1		EM-3122	
			Trans	4WD	1		EM-2638	
	L4 2.8L 171 ci Diesel	2016-18	Right		1	EM-4238		
L4 2.9L 178ci	2007-12	LH Front		1	EM-3121			

Engine, Transmission, And Torque Strut Mounts

CYL	ENG. SIZE	YEAR	LOCATION	DESCRIPTION	QTY	ENGINE	TORQUE STRUT	TRANSMISSION
CHEVROLET TRUCK (continued)								
COLORADO (continued)								
L4	L4 2.9L 178ci	2007-12	RH Front		1	EM-3120		
			Trans	Auto; 2WD	1		EM-3122	
			Trans	Auto; 4WD	1		EM-2638	
			Trans	Manual; 2WD	1		EM-3122	
L5	L5 3.5L 211ci	2004-06	LH Front		1	EM-3121		
			RH Front		1	EM-3120		
		2004-05	Trans	Auto; 2WD	1		EM-3122	
			Trans	Auto; 4WD	1		EM-2638	
	Trans		Manual; 2WD	1		EM-3122		
	Trans		Manual; 4WD	1		EM-2638		
	L5 3.7L 223ci	2007-12	LH Front		1	EM-3121		
			RH Front		1	EM-3120		
Trans			Auto; 2WD	1		EM-3122		
Trans			Auto; 4WD	1		EM-2638		
Trans			Manual; 2WD	1		EM-3122		
Trans			Manual; 4WD	1		EM-2638		
V6	V6 3.6L 217ci	2015-18	Left		1	EM-4237		
			Right		1	EM-4238		
			Trans	RWD, Auto	1		EM-4196	
V8	V8 5.3L 325ci	2009-12	LH Front		1	EM-4231		
			RH Front		1	EM-4232		
			Trans	Auto	1		EM-3172	
K20/K2500 P/U								
V8	V8 5.7L 350ci	1988-00	L & R Front		2	EM-2637		
			Trans	Auto	1		EM-2638	
			Trans	Manual	1		EM-2638	
	V8 6.5L 395ci Diesel	1992-00	L & R Front		2	EM-2637		
			Trans	Auto	1		EM-2638	
			Trans	Manual	1		EM-2638	
	V8 7.4L 454ci	1991-00	L & R Front		2	EM-2637		
			Trans	Auto	1		EM-2638	
			Trans	Manual	1		EM-2638	
K30/K3500 P/U								
V8	V8 5.7L 350ci	1988-00	L & R Front		2	EM-2637		
			Trans	Auto	1		EM-2638	
			Trans	Manual	1		EM-2638	
	V8 6.5L 395ci Diesel	1992-00	L & R Front		2	EM-2637		
			Trans	Auto	1		EM-2638	
			Trans	Manual	1		EM-2638	
	V8 7.4L 454ci	1988-00	L & R Front		2	EM-2637		
			Trans	Auto	1		EM-2638	
			Trans	Manual	1		EM-2638	
S10 PICKUP								
L4	L4 2.2L 134ci	1994-03	L & R Front	Insert	2	EM-2819		
			LH Front	Complete Unit	1	EM-5426		
			RH Front	Complete Unit	1	EM-5350		
		1998-03	Trans	Auto	1		EM-2957	
			Trans	Manual	1		EM-2957	
V6	V6 4.3L 262ci	1996-04	L & R Front		2	EM-2802		
		2004	Trans	Auto; 4WD	1		EM-2839	
			Trans	Auto; 4WD	1		EM-2839	
			Trans	Auto; RWD	1		EM-2394	
			Trans	Manual; 4WD	1		EM-2839	
			Trans	Manual; RWD	1		EM-2394	

Engine, Transmission, And Torque Strut Mounts

CYL	ENG. SIZE	YEAR	LOCATION	DESCRIPTION	QTY	ENGINE	TORQUE STRUT	TRANSMISSION	
CHEVROLET TRUCK (continued)									
SILVERADO 1500									
V6	V6 4.3L 262ci	2007-13	L & R Front		2	EM-4073			
		1999-06	L & R Front		2	EM-2994			
		2014-18	LH Front		1	EM-4173			
			RH Front		1	EM-4174			
		2006-13	Trans	4WD	1			EM-4368	
			Trans	4WD	1			EM-2638	
		1999-05	Trans	RWD	1			EM-2811	
			Trans	4WD	1			EM-2638	
			Trans	RWD	1			EM-2817	
		V8	V8 4.8L 294ci	2007	L & R Front	Classic Body Style	2	EM-2909#	
1999-06	L & R Front				2	EM-2909#			
2008-13	LH Front				1	EM-4000			
2007	LH Front			New Body Style	1	EM-4000			
2008-13	RH Front				1	EM-4017			
2007	RH Front			New Body Style	1	EM-4017			
2007-12	Trans			4WD	1			EM-3172	
	Trans			RWD	1			EM-2817	
1999-06	Trans			4WD	1			EM-2638	
	Trans			RWD	1			EM-2811	
V8 5.3L 325ci	2010-13			L & R Front		2	EM-5583#		
	2008-09			L & R Front		2	EM-5583#		
	2007			L & R Front	Gas; New Body Style	2	EM-5583#		
				L & R Front	Gas; Old Body Style	2	EM-2909#		
	2006		L & R Front	Hybrid; Hybrid	2	EM-5423			
			L & R Front	Gas; Exc. Hybrid; RWD	2	EM-2909#			
	2004-05		L & R Front	Complete Unit; Hybrid; RWD	2	EM-5423			
			L & R Front	Exc. Hybrid; RWD	2	EM-2909#			
	1999-03		L & R Front		2	EM-2909#			
	2014-18		LH Front		1	EM-4173			
			RH Front		1	EM-4174			
	2006-14		Trans	4WD	1			EM-2638	
			Trans	RWD	1			EM-2811	
	2005		Trans	Auto, 4WD, Hybrid	1			EM-2638	
	1999-06		Trans	4WD	1			EM-2638	
			Trans	RWD	1			EM-2811	
1999-04	Trans		4WD	1			EM-2638		
	Trans		RWD	1			EM-2811		
V8 6.0L 364ci	2008-13		L & R Front		2	EM-5583#			
	2007		L & R Front	New Body Style	2	EM-5583#			
			L & R Front	Old Body Style	2	EM-2909#			
	2003-06		L & R Front		2	EM-2909#			
	2009-13		Trans	4WD	1			EM-2638	
			Trans	RWD	1			EM-2811	
	2006-08		Trans	4WD	1			EM-2638	
			Trans	RWD	1			EM-2811	
	2003-05		Trans		1			EM-2638	
	V8 6.2L 376ci		2009-13	L & R Front		2	EM-5583#		
2014-18			LH Front		1	EM-4173			
			RH Front		1	EM-4174			
2009-14		Trans	4WD	1			EM-2638		
		Trans	RWD	1			EM-2811		
SILVERADO 1500 CLASSIC									
V6	V6 4.3L 262ci	2007	L & R Front		2	EM-4073			
			Trans	4WD	1		EM-2638		
			Trans	RWD	1		EM-2817		
V8	V8 4.8L 294ci	2007	L & R Front	Classic Body Style	2	EM-2909#			

= Available in the Westar Gold Line

Engine, Transmission, And Torque Strut Mounts

CYL	ENG. SIZE	YEAR	LOCATION	DESCRIPTION	QTY	ENGINE	TORQUE STRUT	TRANSMISSION		
CHEVROLET TRUCK (continued)										
SILVERADO 1500 CLASSIC (continued)										
V8	V8 4.8L 294ci	2007	LH Front	New Body Style	1	EM-4000				
			RH Front	New Body Style	1	EM-4017				
			Trans	4WD	1		EM-3172			
			Trans	RWD	1		EM-2817			
	V8 5.3L 325ci	2007	L & R Front	Gas; New Body Style	2	EM-5583#				
			L & R Front	Gas; Old Body Style	2	EM-2909#				
			L & R Front	Hybrid; Hybrid	2	EM-5423				
			Trans	4WD	1		EM-2638			
	V8 6.0L 364ci	2007	Trans	RWD	1		EM-2817			
			L & R Front	New Body Style	2	EM-5583#				
			L & R Front	Old Body Style	2	EM-2909#				
			Trans	4WD	1		EM-2638			
V8 6.0L 364ci	2007	Trans	RWD	1		EM-2817				
		SILVERADO 1500 HD								
		V8	V8 6.0L 364ci	2005-06	L & R Front		2	EM-2909#		
				2001-03	L & R Front		2	EM-2909#		
V8	V8 6.0L 364ci	2005-06	Trans	2WD	1		EM-2811			
			Trans	4WD	1		EM-2638			
		2001-03	Trans	2WD	1		EM-2811			
			Trans	4WD	1		EM-2638			
SILVERADO 1500HD CLASSIC										
V8	V8 6.0L 364ci	2007	L & R Front	Old Body Style; w/ Heat Shield	2	EM-5423				
			L & R Front	Old Body Style; w/o Heat Shield	2	EM-2909#				
			Trans	4WD	1		EM-2638			
			Trans	RWD	1		EM-2811			
SILVERADO 2500										
V8	V8 5.3L 325ci	2006-08	L & R Front	MexicanVehicle	2	EM-5074				
		2001-05	L & R Front	MexicanVehicle	2	EM-2909#				
		1999-00	L & R Front		2	EM-2909#				
		2006-09	Trans	MexicanVehicle	1		EM-2811			
		2001-05	Trans	MexicanVehicle	1		EM-2811			
		1999-00	Trans	4WD	1		EM-2638			
			Trans	RWD	1		EM-2811			
		V8 6.0L 364ci	1999-04	L & R Front	w/HeatShield	2	EM-5423			
	L & R Front			w/o Heat Shield	2	EM-2909#				
	Trans			2WD	1		EM-2811			
	Trans			4WD	1		EM-2638			
	SILVERADO 2500 HD									
	V8			V8 6.0L 364ci	2011-17	L & R Front		2	EM-4163	
		2008-10	L & R Front			2	EM-5583#			
2001-07		L & R Front	w/HeatShield		2	EM-5423				
		L & R Front	w/o Heat Shield		2	EM-2909#				
2011-19		Trans	Auto; 4WD		1		EM-4157			
		Trans	Auto; RWD		1		EM-4319			
2007-10		Trans	Auto; 4WD		1		EM-2638			
		Trans	Auto; RWD		1		EM-4156			
2001-06		Trans	Auto; 4WD		1		EM-2638			
		Trans	Auto; RWD		1		EM-2811			
		Trans	Manual; 4WD		1		EM-2638			
V8 6.6L 400ci Diesel		2011-16	LH Front			1	EM-4249			
			2001-10		LH Front		1	EM-3102		
			2011-16		RH Front		1	EM-4249		
2001-10		RH Front	Complete Unit	1	EM-5582					
		RH Front	w/o Heat Shield	1	EM-3102					

= Available in the Westar Gold Line

Engine, Transmission, And Torque Strut Mounts

CYL	ENG. SIZE	YEAR	LOCATION	DESCRIPTION	QTY	ENGINE	TORQUE STRUT	TRANSMISSION	
CHEVROLET TRUCK (continued)									
SILVERADO 2500 HD (continued)									
V8	V8 6.6L 400ci Diesel	2011-19	Trans	Auto; 4WD	1			EM-4159	
			Trans	Auto; RWD	1		EM-4156		
		2007-10	Trans	GM Transmission	1			EM-2839	
		2001-06	Trans		1			EM-2839	
	V8 8.1L 496ci	2001-06	L & R Front		2	EM-5353			
			Trans		1			EM-2839	
SILVERADO 2500 HD CLASSIC									
V8	V8 6.0L 364ci	2007	L & R Front	Old Body Style; w/ Heat Shield	2	EM-5423			
			L & R Front	Old Body Style; w/o Heat Shield	2	EM-2909#			
			Trans	4WD	1			EM-2638	
			Trans	RWD	1			EM-2811	
	V8 6.6L 400ci Diesel	2007	Left	Complete Unit	1	EM-5582			
			Left	w/o Heat Shield	1	EM-3102			
			Right		1	EM-3102			
			Trans	2WD	1			EM-2839	
	V8 8.1L 496ci	2007	L & R Front		2	EM-5353			
			Trans		1			EM-2839	
SILVERADO 3500									
V8	V8 6.0L 364ci	2008-10	L & R Front	Old Body Style; w/ Heat Shield	2	EM-5423			
			L & R Front	Old Body Style; w/o Heat Shield	2	EM-2909#			
		2001-06	L & R Front	w/HeatShield	2	EM-5423			
		L & R Front	w/o Heat Shield	2	EM-2909#				
	V8 6.6L 400ci Diesel	2001-06	Trans	RWD	1			EM-2811	
			Left	Complete Unit	1	EM-5582			
			Left	w/o Heat Shield	1	EM-3102			
			Right		1	EM-3102			
	V8 8.1L 496ci	2001-06	Trans	2WD	1			EM-2839	
			L & R Front		2	EM-5353			
			Trans		1			EM-2839	
SILVERADO 3500 CLASSIC									
V8	V8 6.0L 364ci	2007	L & R Front	Old Body Style; w/ Heat Shield	2	EM-5423			
			L & R Front	Old Body Style; w/o Heat Shield	2	EM-2909#			
			Trans	4WD	1			EM-2638	
			Trans	RWD	1			EM-2811	
	V8 6.6L 400ci Diesel	2007	Left	Complete Unit	1	EM-5582			
			Left	w/o Heat Shield	1	EM-3102			
			Right		1	EM-3102			
			Trans	2WD	1			EM-2839	
	V8 8.1L 496ci	2007	L & R Front		2	EM-5353			
			Trans		1			EM-2839	
SILVERADO 3500 HD									
V8	V8 6.0L 364ci	2011-17	L & R Front		2	EM-4163			
		2008-10	L & R Front		2	EM-5583#			
		2007	L & R Front	New Body Style	2	EM-5583#			
		2011-19	Trans	Auto; RWD	1			EM-4156	
	V8 6.6L 400ci Diesel	2011-16	LH Front		1	EM-4249			
			2007-10	LH Front		1	EM-3102		
			2011-16	RH Front		1	EM-4249		
			2007-10	RH Front	Complete Unit	1	EM-5582		
		2011-19	RH Front	w/o Heat Shield	1	EM-3102			
			Trans	Auto; 4WD	1			EM-4159	
			Trans	Auto; RWD	1			EM-4156	
			2007-10	Trans	GM Transmission	1			EM-2839

= Available in the Westar Gold Line

Engine, Transmission, And Torque Strut Mounts

CYL	ENG. SIZE	YEAR	LOCATION	DESCRIPTION	QTY	ENGINE	TORQUE STRUT	TRANSMISSION
CHEVROLET TRUCK (continued)								
SSR								
V8	V8 6.0L 364ci	2005-06	Trans		1			EM-4119
TORNADO (MEXICO)								
L4	L4 1.8L 1796cc	2012-15	LH Front		1	EM-9002		
		2004-11	LH Front		1	EM-9002		
		2012-15	RH Front	Complete Unit	1	EM-9000		
		2004-11	RH Rear	Complete Unit	1	EM-9000		
			Rear	Complete Unit	1	EM-9000		
	Trans - Front Lower	Complete Unit	1			EM-90015		
CHEVROLET VAN								
ASTRO								
V6	V6 4.3L 262ci	1985-05	L & R Front		2	EM-2436		
		1996-05	Trans	AWD	1			EM-2839
			Trans	RWD	1			EM-2879
CITY EXPRESS								
L4	L4 2.0L 1997cc	2015-17	RH Front		1	EM-5656		
			Torq Str - Rear		1		EM-9228	
			Torq Str - Right		1		EM-7173	
			Trans		1			EM-7115
EXPRESS 1500								
V6	V6 4.3L 262ci	2003-14	L & R Front		2	EM-3177		
		1996-02	L & R Front		2	EM-2621		
		2003-14	Trans	Auto	1			EM-4118
		1997-02	Trans		1			EM-2817
V8	V8 5.0L 305ci	1996-02	L & R Front		2	EM-2621		
		1999-02	Trans		1			EM-2817
	V8 5.3L 325ci	2003-14	L & R Front	US & Canada; RWD	2	EM-5354		
		2003-08	L & R Front	Mexico; RWD	2	EM-5354		
		2003-14	LH Front	US & Canada; AWD	1	EM-3175		
			RH Front	US & Canada; AWD	1	EM-5354		
			Trans	AWD	1			EM-4108
		Trans	RWD	1			EM-3098	
V8 5.7L 350ci	1999-02	L & R Front		2	EM-2621			
	Trans		1			EM-2817		
EXPRESS 2500								
V6	V6 4.3L 262ci	2003-05	L & R Front		2	EM-5354		
		1996-02	L & R Front		2	EM-2621		
		2003-05	Trans		1			EM-4118
		1999-02	Trans		1			EM-2817
V8	V8 4.8L 294ci	2003-17	L & R Front		2	EM-5354		
			Trans	2WD	1		EM-3098	
	V8 5.0L 305ci	1996-02	L & R Front		2	EM-2621		
			Trans		1		EM-2816	
	V8 5.3L 325ci	2003-05	L & R Front	RWD	2	EM-5354		
			LH Front	AWD	1	EM-3175		
			RH Front	AWD	1	EM-5354		
			Trans	RWD	1		EM-3098	
		Trans	AWD	1		EM-4108		
	V8 5.7L 350ci	1996-02	L & R Front		2	EM-2621		
		1999-02	Trans		1			EM-2817
	V8 6.0L 364ci	2006-17	L & R Front	RWD	2	EM-5354		
L & R Front			RWD	2	EM-5354			
LH Front			AWD	1	EM-3175			
RH Front			AWD	1	EM-5354			
	2003-05	L & R Front	RWD	2	EM-5354			
	2006-20	Trans	RWD	1			EM-3098	

Engine, Transmission, And Torque Strut Mounts

CYL	ENG. SIZE	YEAR	LOCATION	DESCRIPTION	QTY	ENGINE	TORQUE STRUT	TRANSMISSION
CHEVROLET VAN (continued)								
EXPRESS 2500 (continued)								
V8	V8 6.0L 364ci	2003-05	Trans	RWD	1			EM-3098
			Trans	AWD	1			EM-4108
	V8 6.5L 395ci Diesel	1996-02	L & R Front		2	EM-2621		
			Trans		1			EM-2816
	V8 6.6L 403ci	2006-16	Left		1	EM-4421		
Trans			Turbo	1			EM-5663	
EXPRESS 3500								
V8	V8 4.8L 294ci	2003-17	L & R Front		2	EM-5354		
			Trans		1			EM-3098
	V8 5.3L 325ci	2003-08	L & R Front	RWD	2	EM-5354		
			Trans	RWD	1			EM-3098
	V8 5.7L 350ci	1996-02	L & R Front		2	EM-2621		
		1999-02	Trans	Auto; 4L80E (MT1)	1			EM-2817
	V8 6.0L 364ci	2003-17	L & R Front		2	EM-5354		
		2003-20	Trans		1			EM-3098
	V8 6.5L 395ci Diesel	1996-02	L & R Front		2	EM-2621		
			Trans		1			EM-2816
	V8 6.6L 403ci	2006-16	Left		1	EM-4421		
			Trans	Turbo	1			EM-5663
	V8 7.4L 454ci	1999-00	L & R Front		2	EM-2621		
1996-00		Trans		1			EM-2816	
V8 8.1L 496ci	2001-02	L & R Front		2	EM-2621			
		Trans		1			EM-2816	
ORLANDO								
L4	L4 2.4L 145ci	2012-14	Trans - Center	Canada;Auto	1			EM-4054
UPLANDER								
V6	V6 3.5L 213ci	2005-06	RH Front		1	EM-2987#		
			Torq Str - Front	Bracket to Radiator Support Complete Unit	2		EM-2900	
			Torq Str - Front	Bracket to Radiator Support Insert	2		EM-4169	
			Torq Str - Front	Complete Unit; LH & RH Front	2		EM-2899	
			Torq Str - Front	Insert Only; LH & RH Front	2		EM-2716	
	V6 3.9L 237ci	2006-09	Trans	Auto	1			EM-2818 #
			RH Front		1	EM-2987#		
			Torq Str - Front	Bracket to Radiator Support Complete Unit	2		EM-2900	
			Torq Str - Front	Bracket to Radiator Support Insert	2		EM-4169	
			Torq Str - Front	Complete Unit; LH & RH Front	2		EM-2899	
			Torq Str - Front	Insert Only; LH & RH Front	2		EM-2716	
VENTURE								
V6	V6 3.4L 207ci	2005	RH Front		1	EM-2796		
		2003-04	RH Front	AWD	1	EM-2987#		
			RH Front	FWD	1	EM-2796		
		1997-02	RH Front	FWD	1	EM-2796		
		1997-05	Torq Str - Front	Bracket to Radiator Support Complete Unit	2		EM-2900	
			Torq Str - Front	Bracket to Radiator Support Insert	2		EM-4169	
			Torq Str - Front	Complete Unit; LH & RH Front	2		EM-2899	
			Torq Str - Front	Insert; LH & RH Front	2		EM-2716	
Trans		1			EM-2818 #			

= Available in the Westar Gold Line

Engine, Transmission, And Torque Strut Mounts

CYL	ENG. SIZE	YEAR	LOCATION	DESCRIPTION	QTY	ENGINE	TORQUE STRUT	TRANSMISSION	
CHEVROLET VAN (continued)									
ZAFIRA (MEXICAN VEHICLE)									
L4	L4 1.8L 1796cc	2002-06	Rear	Complete Unit	1	EM-4247			
	L4 2.2L 2198cc	2002-06	Front	Auto	1	EM-9001			
			Right		1	EM-9001			
CHEVROLET MEDIUM/HEAVY DUTY TRUCK									
EXPRESS 4500									
V8	V8 6.0L 364ci	2009-20	Trans		1			EM-3098	
	V8 6.6L 403ci	2009-16	Left		1	EM-4421			
			Trans		1			EM-5663	
CHRYSLER PASSENGER CAR									
200									
L4	L4 2.4L 144ci	2012-14	Front	Auto; 4 Spd; Complete Unit	1	EM-3152			
			Front	Auto; 4 Spd; Insert	1	EM-4094			
		2011	Front	Complete Unit	1	EM-3152			
			Front	Insert	1	EM-4094			
		2015-17	RH Front		1	EM-4264			
		2012-14	RH Front	Auto; 4 Spd	1	EM-3167			
			RH Front	Auto; 6 Spd	1	EM-4179			
		2011	RH Front		1	EM-3167			
		2012-14	Rear	Auto; 4 Spd	1	EM-3168			
		2011	Rear		1	EM-3168			
		2015-16	Torq Str - Rear		1		EM-4193		
		2015-17	Trans	Auto	1			EM-4266	
		2011-14	Trans	Auto; 4 Spd; Insert	1			EM-4127	
			Trans	Auto; 6 Spd	1			EM-4178	
V6	V6 3.6L 220ci	2011-14	Front		1	EM-4113			
			2015-17	RH Front		1	EM-4265		
		2011-14	Right		1	EM-4112			
		2015-17	Torq Str - Rear		1		EM-4193		
			Trans	Auto	1			EM-4266	
		2011-14	Trans	Bushing	1			EM-4127	
			Trans	Complete Unit	1			EM-4107	
300									
V6	V6 2.7L 167ci	2005-10	L & R Front		2	EM-5588			
			Trans		1			EM-5587	
	V6 3.5L 215cc	2006-10	L & R Front	Mexico; RWD	2	EM-5588			
			L & R Front	US & Canada; RWD	2	EM-5588			
		2005-10	Trans		1			EM-5587	
	V6 3.6L 220ci	2012-19	L & R Front	RWD	2	EM-4150			
			2011	L & R Front		2	EM-4150		
		2011-18	Trans		1			EM-5587	
	V8	V8 5.7L 345ci	2011-19	L & R Front		2	EM-4150		
				L & R Front	RWD; exc. Police Pkg.	2	EM-3138		
2005-10			L & R Front	RWD; Police Pkg.	2	EM-4250			
			Trans		1			EM-5587	
2005-10			Trans	RWD	1			EM-5587	
V8 6.1L 370cid		2005-10	L & R Front	RWD; exc. Police Pkg.	2	EM-3138			
			L & R Front	RWD; Police Pkg.	2	EM-4250			
			Trans	RWD	1			EM-5587	
V8 6.4L 392ci	2012-14	L & R Front		2	EM-4168				
		Trans		1			EM-5587		
300M									
V6	V6 3.5L 215cc	1999-04	L & R Front		2	EM-2903			
			Trans		1			EM-2908	

Engine, Transmission, And Torque Strut Mounts

CYL	ENG. SIZE	YEAR	LOCATION	DESCRIPTION	QTY	ENGINE	TORQUE STRUT	TRANSMISSION
CHRYSLER PASSENGER CAR (continued)								
CIRRUS								
L4	L4 2.0L 122ci	2000	Front		1	EM-2958		
			RH Front		1	EM-2841		
			Rear		1	EM-3089		
			Trans - Center	Auto	1			EM-2842
			Trans	Manual	1			EM-2842
	L4 2.4L 148ci	2000	Front		1	EM-2958		
			RH Front		1	EM-2841		
			Rear		1	EM-2945		
			Trans	Auto	1			EM-2842
			Trans	Manual	1			EM-2842
V6	V6 2.5L 152cid	1998-00	Front		1	EM-2958		
			RH Front		1	EM-2841		
			Rear		1	EM-2945		
		1999-00	Trans	Auto	1			EM-2842
			Trans	Manual	1			EM-2842
CONCORDE								
V6	V6 2.7L 167ci	1998-04	LH Front		1	EM-2942		
			RH Front		1	EM-2903		
			Trans		1			EM-2908
	V6 3.2L 197ci	1998-01	L & R Front		2	EM-2903		
			Trans		1			EM-2908
	V6 3.5L 215cc	2002-04	L & R Front		2	EM-2903		
			Trans		1			EM-2908
CROSSFIRE								
V6	V6 3.2L 195ci	2004-08	Trans		1			EM-9268
INTREPID								
V6	V6 2.7L 167ci	2002-04	LH Front		1	EM-2942		
		1998-01	LH Front		1	EM-2942		
		2002-04	RH Front		1	EM-2903		
		1998-01	RH Front		1	EM-2903		
		2002-04	Trans		1			EM-2908
		1998-01	Trans		1			EM-2908
	V6 3.2L 197ci	1998-01	L & R Front		2	EM-2903		
			Trans		1			EM-2908
	V6 3.5L 215cc	2003-04	L & R Front		2	EM-2903		
			Trans		1			EM-2905
	LHS							
V6	V6 3.5L 215cc	1999-01	L & R Front		2	EM-2903		
			Trans		1			EM-2908
NEON								
L4	L4 2.0L	2002	Trans	Auto	1			EM-3124
			Trans	Manual	1			EM-3050
		2000-01	Trans	Auto	1			EM-2975
			Trans	Manual	1			EM-3050
	L4 2.0L 1996cc	2000-02	Rear		1	EM-2947		
			Torq Str - Front L		1			EM-2948#
			Torq Str - Right		1		EM-2949#	
PT CRUISER								
L4	L4 2.4L 148ci	2010	RH Front Upper		1	EM-2947		
		2008-09	RH Front Upper		1	EM-2947		
		2001-07	RH Front Upper	Auto	1	EM-2947		
		2010	Torq Str - Front L		1			EM-2949#
		2003-09	Torq Str - Front L	Turbo	1			EM-5692
			Torq Str - Front L	w/o Turbo	1			EM-2949#
		2001-02	Torq Str - Front L		1			EM-2949#

= Available in the Westar Gold Line

Engine, Transmission, And Torque Strut Mounts

CYL	ENG. SIZE	YEAR	LOCATION	DESCRIPTION	QTY	ENGINE	TORQUE STRUT	TRANSMISSION	
CHRYSLER PASSENGER CAR (continued)									
PT CRUISER (continued)									
L4	L4 2.4L 148ci	2006-08	Trans	Auto; w/ Turbo	1			EM-3179	
			Trans	Manual; w/ Turbo	1			EM-3179	
		2003-05	Trans	Auto; Exc. Turbo	1				EM-3026
			Trans	Auto; w/ Turbo	1				EM-3179
			Trans	Manual; w/ Turbo	1				EM-3179
		2001-02	Trans	Manual; w/o Turbo	1				EM-3026
			Trans	Auto; Exc. Turbo	1				EM-3026
			Trans	Manual; w/o Turbo	1				EM-3026
SEBRING									
L4	L4 2.4L 144ci	2007-10	Front	Complete Unit	1	EM-3152			
			Front	Insert	1	EM-4094			
			RH Front		1	EM-3167			
			Rear	Bushing	1	EM-4166			
			Rear	Complete Unit	1	EM-3155			
			Trans	Bushing	1			EM-4127	
			Trans	Complete Unit	1			EM-3168	
			L4 2.4L 148ci	2001-06	Front	DOHC	1	EM-3034	
	RH Front	DOHC			1	EM-2841			
	Rear	DOHC			1	EM-3049			
	2006	Trans		DOHC; Convertible & Sedan	1			EM-2842	
	2001-05	Trans		DOHC; Convertible & Sedan	1			EM-2842	
	2006	Trans		DOHC	1			EM-2842	
	2001-05	Trans		DOHC	1			EM-2842	
	L4 2.4L 2351cc SOHC	2005	Front		1	EM-9160			
			Front		1	EM-9160			
		2001-02	Front		1	EM-9160			
			RH Front		1	EM-9184			
		2003-04	RH Front		1	EM-9184			
			RH Front		1	EM-9184			
		2001-02	RH Front		1	EM-9184			
			Rear		1	EM-9161			
		2003-04	Rear	Auto	1	EM-9161			
			Rear	Manual	1	EM-9485			
		2001-02	Rear		1	EM-9161			
		2005	Trans	Auto, Coupe	1			EM-9162	
		2003-04	Trans	Auto, Coupe	1			EM-9162	
			Trans	Manual; Coupe	1			EM-5452	
	2001-02	Trans	Auto, Coupe	1			EM-9162		
	V6	V6 2.5L 152cid	1996-00	Bushing Kit	Convertible, Cradle Insert Kit (2 pcs) Recommended	1	EM-2980		
				Front	Convertible, Cradle Insert	1	EM-5089		
				Front	Coupe	1	EM-3011		
Rear				Convertible, Cradle Insert	1	EM-9392			
Rear				Coupe	1	EM-2841			
1998-00			Trans	LX; LXi	1			EM-9174	
V6 2.7L 167ci			2007-10	Front	Complete Unit	1	EM-3152		
				Front	Insert	1	EM-4094		
		2002-06	Front		1	EM-3034			
		2001	Front		1	EM-3034			
		2007-10	RH Front		1	EM-3167			
			RH Front		1	EM-2841			
		2007-10	Rear	Bushing	1	EM-4166			
			Rear	Complete Unit	1	EM-3155			
		2002-06	Rear		1	EM-3049			
		2001	Rear		1	EM-3049			
2007-10		Trans	Bushing	1			EM-4127		
		Trans	Complete Unit	1			EM-3168		
	2005-06	Trans	Auto	1			EM-2842		

Engine, Transmission, And Torque Strut Mounts

CYL	ENG. SIZE	YEAR	LOCATION	DESCRIPTION	QTY	ENGINE	TORQUE STRUT	TRANSMISSION	
CHRYSLER PASSENGER CAR (continued)									
SEBRING (continued)									
V6	V6 2.7L 167ci	2001-04	Trans	Auto	1			EM-2842	
			Trans	Manual	1			EM-2842	
	V6 3.0L 181ci	2001-05	LH Front		1	EM-5159			
			LH Rear		1	EM-5349			
			RH Front		1	EM-9187			
			2004-05	Trans - LH	Auto, Limited Coupe	1			EM-9384
			2003	Trans	Auto, LX Coupe	1			EM-9384
	V6 3.5L 215cc	2001-02	Trans	Auto, LXi Coupe	1			EM-9384	
			2007-10	Front	Complete Unit	1	EM-3152		
				Front	Insert	1	EM-4094		
				RH Front		1	EM-3167		
		Rear		Bushing	1	EM-4166			
		2009-10	Rear	Complete Unit	1	EM-3155			
			Trans - BUSHING	Bushing Bushing	1			EM-4107	
			2007-08	Trans	Bushing	1			EM-4127
Trans	Complete Unit			1			EM-3168		
CHRYSLER SUV									
ASPEN									
V8	V8 4.7L 287ci	2007-09	Trans		1			EM-3066	
	V8 5.7L 345ci	2007-09	Trans		1			EM-3066	
PACIFICA									
V6	V6 3.5L 215cc	2004-06	Front		1	EM-3084			
			Rear		1	EM-3084			
			Right		1	EM-5085			
			Torq Str - Front		1		EM-3095		
	V6 3.8L 230ci	2007-08	Front		1	EM-3147			
			2005-06	Front	AWD	1	EM-3084		
				Front	FWD	1	EM-3084		
			2007-08	Rear		1	EM-3147		
			2005-06	Rear	AWD	1	EM-3084		
			2007-08	Right		1	EM-5085		
			2005-06	Right		1	EM-5085		
	V6 4.0L 241ci	2007-08	Torq Str - Front		1		EM-3095		
			2007-08	Front		1	EM-3147		
				Rear		1	EM-3147		
				Right		1	EM-5085		
CHRYSLER VAN									
GRAND VOYAGER									
V6	V6 3.0L 181ci	2000	RH Front	Complete Unit	1	EM-2959			
			RH Front	Insert	1	EM-2844			
			Trans - Center	Complete Unit	1			EM-2984	
			Trans - Center	Insert	1			EM-2845	
			Trans - LH Front	Complete Unit	1			EM-2960	
			Trans - LH Front	Insert	1			EM-2849	
			Trans - LH Rear	Complete Unit	1			EM-3017	
			Trans - LH Rear	Insert	1			EM-2849	
	V6 3.3L 201ci	2000	RH Front	Complete Unit	1	EM-2959			
			RH Front	Insert	1	EM-2844			
			Trans - Center	Complete Unit	1			EM-2984	
			Trans - Center	Insert	1			EM-2845	
			Trans - LH Front	Complete Unit	1			EM-2960	
			Trans - LH Front	Insert	1			EM-2849	
			Trans - LH Rear	Complete Unit	1			EM-3017	
			Trans - LH Rear	Insert	1			EM-2849	

Engine, Transmission, And Torque Strut Mounts

CYL	ENG. SIZE	YEAR	LOCATION	DESCRIPTION	Q T Y	ENGINE	TORQUE STRUT	TRANS- MISSION
CHRYSLER VAN (continued)								
PACIFICA								
V6	V6 3.6L 3604cc	2017-21	Rear	Flex/GasEngine	1	EM-4416		
			Right	Flex/GasEngine	1	EM-4415		
			Trans	Flex/GasEngine	1			EM-4118
TOWN & COUNTRY								
V6	V6 3.3L 201ci	2008-10	Front	CompleteUnit	1	EM-3156		
			Front	Insert	1	EM-4094		
		2005-07	RH Front	Hydraulic Mount; FWD	1	EM-2926		
		2001-04	RH Front	Hydraulic Mount; FWD	1	EM-2926		
		1996-00	RH Front	CompleteUnit	1	EM-2959		
			RH Front	Insert	1	EM-2844		
		2008-10	Rear	CompleteUnit	1	EM-4042		
			Rear	Insert	1	EM-4280		
			Right		1	EM-4012		
		2001-07	Trans - Center		1			EM-2925
		1996-00	Trans - Center	CompleteUnit	1			EM-2984
			Trans - Center	Insert Only	1			EM-2845
		2001-07	Trans - LH Front		1			EM-2928
		1996-00	Trans - LH Front	CompleteUnit	1			EM-2960
			Trans - LH Front	Insert Only	1			EM-2849
		2001-07	Trans - LH Rear		1			EM-2927
		1996-00	Trans - LH Rear	CompleteUnit	1			EM-3017
			Trans - LH Rear	Insert Only	1			EM-2849
		2008-10	Trans	Bushing	1			EM-4127
			Trans	CompleteUnit	1			EM-4013
	V6 3.6L 220ci	2011-16	Front	CompleteUnit	1	EM-4050		
			Front	Insert	1	EM-4186		
			Rear		1	EM-4132		
			Right		1	EM-4012		
		2011-15	Trans		1			EM-4077
	V6 3.8L 230ci	2008-10	Front	CompleteUnit	1	EM-3156		
			Front	Insert	1	EM-4094		
		2005-07	RH Front	Hydraulic Mount; FWD	1	EM-2926		
		2001-04	RH Front	Hydraulic Mount; FWD	1	EM-2926		
		1996-00	RH Front	CompleteUnit; FWD	1	EM-2959		
			RH Front	Insert Only; FWD	1	EM-2844		
		2008-10	Rear	CompleteUnit	1	EM-4042		
			Rear	Insert	1	EM-4280		
			Right		1	EM-4011		
		2001-07	Trans - Center		1			EM-2925
		1996-00	Trans - Center	CompleteUnit	1			EM-2984
			Trans - Center	Insert Only	1			EM-2845
		2001-07	Trans - LH Front		1			EM-2928
		1996-00	Trans - LH Front	CompleteUnit	1			EM-2960
			Trans - LH Front	Insert Only	1			EM-2849
		2001-07	Trans - LH Rear		1			EM-2927
		1996-00	Trans - LH Rear	CompleteUnit	1			EM-3017
			Trans - LH Rear	Insert Only	1			EM-2849
		2008-10	Trans	Bushing	1			EM-4127
			Trans	CompleteUnit	1			EM-4013
	V6 4.0L 241ci	2008-10	Front	CompleteUnit	1	EM-3156		
			Front	Insert	1	EM-4094		
			Rear	CompleteUnit	1	EM-4042		
			Rear	Insert	1	EM-4280		
			Right		1	EM-4012		
			Trans	Bushing	1			EM-4127
			Trans	CompleteUnit	1			EM-4013

Engine, Transmission, And Torque Strut Mounts

CYL	ENG. SIZE	YEAR	LOCATION	DESCRIPTION	QTY	ENGINE	TORQUE STRUT	TRANSMISSION	
CHRYSLER VAN (continued)									
VOYAGER									
L4	L4 2.4L 148ci	2003	Front		1	EM-2928			
		2001-02	Front		1	EM-2928			
		2003	Right		1	EM-4004			
		2001-02	Right		1	EM-4003			
			Trans - Center		1			EM-2925	
		2000	Trans - Center	Auto, Complete Unit	1			EM-2984	
			Trans - Center	Auto; Insert	1			EM-2845	
			Trans - LH Front	Auto, Complete Unit	1			EM-2960	
			Trans - LH Front	Auto; Insert	1			EM-2849	
			Trans - LH Rear	Auto, Complete Unit	1			EM-3017	
2003	Trans		1			EM-2927			
2001-02	Trans		1			EM-2927			
V6	V6 3.0L 181ci	2000	RH Front	Complete Unit	1	EM-2959			
			RH Front	Insert	1	EM-2844			
			Trans - Center	Complete Unit	1			EM-2984	
			Trans - Center	Insert	1			EM-2845	
			Trans - LH Front	Complete Unit	1			EM-2960	
			Trans - LH Front	Insert	1			EM-2849	
			Trans - LH Rear	Complete Unit	1			EM-3017	
			Trans - LH Rear	Insert	1			EM-2849	
	V6 3.3L 201ci	2004-08	RH Front	Mexico	1	EM-2926			
		2001-03	RH Front		1	EM-2926			
		2000	RH Front	Complete Unit	1	EM-2959			
			RH Front	Insert Only	1	EM-2844			
		2004-08	Trans - Center	Mexico	1			EM-2925	
		2001-03	Trans - Center		1			EM-2925	
		2000	Trans - Center	Complete Unit	1			EM-2984	
			Trans - Center	Insert	1			EM-2845	
		2004-08	Trans - LH Front	Mexico	1			EM-2928	
		2001-03	Trans - LH Front		1			EM-2928	
		2000	Trans - LH Front	Complete Unit	1			EM-2960	
	Trans - LH Front		Insert	1			EM-2849		
	2004-08	Trans - LH Rear	Mexico	1			EM-2927		
	2001-03	Trans - LH Rear		1			EM-2927		
	2000	Trans - LH Rear	Complete Unit	1			EM-3017		
		Trans - LH Rear	Insert	1			EM-2849		
	V6 3.6L 3604cc	2020-21	Rear	Flex/Gas Engine	1	EM-4416			
			Right	Flex/Gas Engine	1	EM-4415			
	DAEWOO PASSENGER CAR								
	LANOS								
	L4	L4 1.6L 1588cc	1999-02	Front	Auto	1	EM-8920		
Front				Manual	1	EM-2658			
Rear					1	EM-2657			
Trans				Auto	1			EM-8915	
Trans				Manual	1			EM-2656	
LEGANZA									
L4	L4 2.2L 2198cc	1999-02	Front		1	EM-8916			
			RH Front		1	EM-8918			
			Rear		1	EM-8917			
			Trans	Auto	1			EM-8923	
			Trans	Manual	1			EM-8923	
NUBIRA									
L4	L4 2.0L 1998cc	2000-02	Torg Str - Front		1		EM-8919		
	L4 2.0L 2000cc	2000-02	RH Front	Auto	1	EM-8928			
			RH Front	Manual	1	EM-8929			
			Rear		1	EM-8921			

Engine, Transmission, And Torque Strut Mounts

CYL	ENG. SIZE	YEAR	LOCATION	DESCRIPTION	QTY	ENGINE	TORQUE STRUT	TRANSMISSION		
DAEWOO PASSENGER CAR (continued)										
NUBIRA (continued)										
L4	L4 2.0L 2000cc	2000-02	Trans	Auto	1			EM-8926		
			Trans	Manual	1			EM-8925		
DODGE PASSENGER CAR										
ATOS (MEXICO)										
L4	L4 1.0L 999cc	2001-04	Rear	Insert Only	1	EM-9004				
			Trans	Insert Only	1			EM-90037		
	L4 1.1L 1086cc	2005-10	Rear	Insert Only	1	EM-9004				
			Trans	Complete Unit	1			EM-90037		
			Trans	Insert Only	1			EM-90037		
			Trans		1			EM-90033		
Trans		1			EM-90033					
ATTITUDE (MEXICO)										
L4	L4 1.4L 1399cc	2012-14	Torq Str - Lower		1		EM-7065			
	L4 1.6L 1591cc	2012-14	Torq Str - Lower		1		EM-7065			
AVENGER										
L4	L4 2.4L 144ci	2008-10	Front	Complete Unit	1	EM-3152				
			Front	Insert	1	EM-4094				
		2011-13	RH Front		1	EM-3167				
			2008-10	RH Front		1	EM-3167			
		2011-13	Rear		1	EM-3168				
			2008-10	Rear	Bushing	1	EM-4166			
		Rear		Complete Unit	1	EM-3155				
		2013-14	Trans	Auto	1			EM-4178		
			2011-12	Trans	Bushing	1			EM-4127	
		2008-10	Trans	Bushing	1			EM-4127		
			Trans	Complete Unit	1			EM-3168		
		V6	V6 2.5L 152cid	1995-00	Front		1	EM-5089		
					Rear	Complete Unit	1	EM-9392		
Trans					1			EM-9174		
V6 2.7L 167ci	2008-10		Front	Complete Unit	1	EM-3152				
			Front	Insert	1	EM-4094				
			RH Front		1	EM-3167				
			Rear	Bushing	1	EM-4166				
			Rear	Complete Unit	1	EM-3155				
			Trans	Bushing	1			EM-4127		
V6 3.5L 215cc	2008-10		Trans	Complete Unit	1			EM-3168		
			Front	Complete Unit	1	EM-3152				
			Front	Insert	1	EM-4094				
			RH Front		1	EM-3167				
		Rear	Bushing	1	EM-4166					
V6 3.6L 220ci	2011-14	Rear	Complete Unit	1	EM-3155					
		Trans - BUSHING	Auto; Bushing Auto; Bushing	1			EM-4107			
		Front		1	EM-4113					
		Rear		1	EM-4132					
		Right		1	EM-4112					
Trans	Bushing	1			EM-4127					
Trans	Complete Unit	1			EM-4107					
CALIBER										
L4	L4 1.8L 110ci	2007-09	Front		1	EM-3131				
			RH Front		1	EM-3130				
			Rear		1	EM-3132				
			Trans	Auto; CVT	1			EM-3134		
			Trans	Manual	1			EM-3137		
	L4 2.0L 122ci	2007-12	Front		1	EM-3131				

Engine, Transmission, And Torque Strut Mounts

CYL	ENG. SIZE	YEAR	LOCATION	DESCRIPTION	QTY	ENGINE	TORQUE STRUT	TRANSMISSION		
DODGE PASSENGER CAR (continued)										
CALIBER (continued)										
L4	L4 2.0L 122ci	2007-12	RH Front		1	EM-3130				
			Rear		1	EM-3145				
			Trans	Auto; CVT	1		EM-3134			
	L4 2.4L 144ci	2009	2007-08	Front		1	EM-3131			
				2009	RH Front		1	EM-3130		
				2007-08	RH Front		1	EM-3130		
				2009	Rear	Auto; CVT	1	EM-3145		
				Rear	Manual	1	EM-3132			
				2007-08	Rear	Auto (CVT); AWD	1	EM-3157		
				Rear	Auto (CVT); FWD	1	EM-3145			
				Rear	Manual	1	EM-3132			
				2007-09	Trans	Auto; CVT	1		EM-3134	
				Trans	Manual	1		EM-3137		
CHALLENGER										
V6	V6 3.5L 215cc	2009-10	L & R Front		2	EM-5588				
			2011-19	L & R Front		2	EM-4150			
				Trans	Auto	1		EM-5587		
				Trans	Manual; US & Canada	1		EM-5587		
V8	V8 5.7L 345ci	2011-19	L & R Front		2	EM-4150				
			2009-10	L & R Front		2	EM-3138			
				Trans	Auto	1		EM-5587		
				Trans	Manual	1		EM-5587		
				2009-10	Trans		1		EM-5587	
	V8 6.1L 370cid	2008-10	L & R Front		2	EM-3138				
			Trans		1		EM-5587			
	V8 6.2L 376ci	2015-18	Trans	Auto	1		EM-5587			
			Trans	Manual	1		EM-5587			
	V8 6.4L 392ci	2012-20	2012-18	L & R Front		2	EM-4168			
Trans				Auto	1		EM-5587			
Trans				Manual	1		EM-5587			
CHARGER										
V6	V6 2.7L 167ci	2006-10	L & R Front		2	EM-5588				
			Trans		1		EM-5587			
	V6 3.5L 215cc	2006-10	L & R Front	RWD	2	EM-5588				
			Trans	US & Canada; US & Canada	1		EM-5587			
			Trans	Mexico; Mexican Vehicle	1		EM-5587			
	V6 3.6L 220ci	2012-19	2011	L & R Front	RWD	2	EM-4150			
				L & R Front	RWD	2	EM-4150			
				2011-18	Trans		1		EM-5587	
	V8	V8 5.7L 345ci	2011-19	L & R Front		2	EM-4150			
				2007-10	L & R Front		2	EM-3138		
2006					L & R Front		2	EM-3138		
2007-10					LH Front	AWD	1	EM-4167		
2011-18					Trans		1		EM-5587	
2006-10					Trans		1		EM-5587	
V8 6.1L 370cid		2006-10	L & R Front	RWD; exc. Police Pkg.	2	EM-3138				
			L & R Front	RWD; Police Pkg.	2	EM-4250				
			Trans		1		EM-5587			
			Trans		1		EM-5587			
V8 6.2L 376ci	2015-18	Trans	Auto	1		EM-5587				
V8 6.4L 392ci	2012-20	2012-18	L & R Front		2	EM-4168				
			Trans		1		EM-5587			
DART										
L4	L4 1.4L 83cid	2013-16	Torq Str - Rear		1		EM-4203			
			Right		1	EM-4239				
	L4 2.0L 122ci	2013-16	Torq Str - Rear		1		EM-4203			
			Trans	Auto	1		EM-4240			

Engine, Transmission, And Torque Strut Mounts

CYL	ENG. SIZE	YEAR	LOCATION	DESCRIPTION	QTY	ENGINE	TORQUE STRUT	TRANSMISSION		
DODGE PASSENGER CAR (continued)										
DART (continued)										
L4	L4 2.4L 144ci	2013-16	Torq Str - Rear		1		EM-4203			
			Trans	Auto	1		EM-4240			
INTREPID										
V6	V6 2.7L 167ci	1998-04	LH Front		1	EM-2942				
			RH Front		1	EM-2903				
			Trans		1		EM-2908			
	V6 3.2L 197ci	1998-00	L & R Front		2	EM-2903				
			Trans		1		EM-2908			
	V6 3.5L 215cc	2000-04	L & R Front		2	EM-2903				
		Trans		1			EM-2908			
MAGNUM										
V6	V6 2.7L 167ci	2005-08	L & R Front		2	EM-5588				
			Trans	RWD	1		EM-5587			
	V6 3.5L 215cc	2005-08	L & R Front	RWD	2	EM-5588				
		2005-07	Trans	RWD	1			EM-5587		
V8	V8 5.7L 345ci	2005-08	L & R Front		2	EM-3138				
			LH Front	AWD	1	EM-4167				
			Trans	RWD	1		EM-5587			
V8 6.1L 370cid	2006-07	Trans	RWD	1			EM-5587			
NEON										
L4	L4 2.0L 122ci	2003-05	RH Rear	Auto	1	EM-2947				
		2000-02	RH Rear		1	EM-2947				
		2002-05	Trans	Auto	1		EM-3124			
			Trans	Manual	1		EM-3050			
		2000-01	Trans	Auto	1		EM-2975			
			Trans	Manual	1		EM-3050			
	L4 2.0L 1996cc	2000-05	Torq Str - Front L		1		EM-2949#			
			Torq Str - Right		1		EM-2948#			
	L4 2.4L 148ci	2003-05	Rear		1	EM-2947				
			Torq Str - Front L	Turbo	1		EM-5692			
STRATUS										
L4	L4 2.0L 122ci	1998-00	Front		1	EM-2958				
			RH Front		1	EM-2841				
			Rear		1	EM-3089				
		2001-06	Trans	Mexico	1		EM-3124			
		1995-00	Trans	Auto	1		EM-2842			
		L4 2.4L 148ci	2005-06	Front	DOHC	1	EM-3034			
				2001-04	Front	DOHC	1	EM-3034		
				2005-06	RH Front	DOHC	1	EM-2841		
			2001-04	RH Front	DOHC	1	EM-2841			
				2005-06	Rear	DOHC	1	EM-3049		
	2001-04		Rear	DOHC	1	EM-3049				
			2006	Trans	Auto	1		EM-2842		
	2001-05		Trans	DOHC; Auto	1		EM-2842			
			Trans	DOHC; Manual	1		EM-2842			
	1995-00		Trans	Auto	1		EM-2842			
			Trans	Manual	1		EM-2842			
	L4 2.4L 2351cc		2001-05	Front	SOHC	1	EM-9160			
				RH Front	SOHC	1	EM-9184			
		Rear		SOHC; Auto	1	EM-9161				
		Rear		SOHC; Manual	1	EM-9485				
		Trans		SOHC; Auto; Coupe	1		EM-9162			
		Trans		SOHC; Manual; Coupe	1		EM-5452			
	L4 2.4L 2429cc	2000	Front		1	EM-2958				
RH Front				1	EM-2841					
Rear				1	EM-2945					

= Available in the Westar Gold Line

Engine, Transmission, And Torque Strut Mounts

CYL	ENG. SIZE	YEAR	LOCATION	DESCRIPTION	QTY	ENGINE	TORQUE STRUT	TRANSMISSION		
DODGE PASSENGER CAR (continued)										
STRATUS (continued)										
V6	V6 2.5L 2497cc	1999-00	Front		1	EM-2958				
			RH Front		1	EM-2841				
			Rear		1	EM-2945				
		1998-00	Trans	Auto	1			EM-2842		
		1996-00	Trans	Auto	1			EM-2842		
			Trans	Manual	1			EM-2842		
	V6 2.7L 2700cc	2001-06	Front		1	EM-3034				
			RH Front		1	EM-2841				
			Rear		1	EM-3049				
		2006	Trans	Auto	1			EM-2842		
		2001-05	Trans	Auto	1			EM-2842		
			Trans	Manual	1			EM-2842		
	V6 3.0L	2003-05	Trans - LH	Auto, R/T Coupe	1			EM-9384		
		2001-02	Trans	Auto, SE & R/T Coupe	1			EM-9384		
V6 3.0L 2972cc	2001-05	LH Front		1	EM-5159					
		LH Rear		1	EM-5349					
		RH Front		1	EM-9187					
VIPER										
V10	V10 8.4L 515cid	2015-17	Trans	Manual	1			EM-5587		
VERNA (MEXICO)										
L4	L4 1.5L 1493cc	2005-06	Front	Auto	1	EM-9253				
			Front	Manual	1	EM-8938				
			RH Front	Manual	1	EM-9255				
			Rear	Manual	1	EM-9254				
			Trans - LH	Manual	1			EM-8253		
	L4 1.6L 1599cc	2006	Front	Auto	1	EM-9253				
			Front	Manual	1	EM-8938				
		2004-05	Front		1	EM-9253				
			RH Front	Manual	1	EM-9255				
		2006	Rear	Manual	1	EM-9254				
			Trans - LH		1			EM-8253		
		2004-05	Trans - LH	Auto	1			EM-8253		
		DODGE SPORT UTILITY								
		DURANGO								
V6	V6 3.6L 220ci	2011-20	L & R Front		2	EM-4168				
		2015-17	Trans	Auto; RWD	1			EM-4172		
			Trans	AWD	1			EM-4228		
		2011-14	Trans		1			EM-4172		
		2004-09	Trans		1			EM-3066		
V8	V8 4.7L 287ci	2000-03	LH Front	4WD	1	EM-3005				
			LH Front	RWD	1	EM-3035				
		2004-06	Left	4WD	1	EM-4331				
			RH Front	4WD	1	EM-3006				
		2000-03	RH Front	RWD	1	EM-3036				
			Right	4WD	1	EM-4332				
		2004-09	Trans	Auto; 4WD	1			EM-3066		
		2000-03	Trans	Auto; 2WD	1			EM-2992		
			Trans	Auto; 4WD	1			EM-2858		
	V8 5.2L 318ci	1999-00	LH Front	4WD	1	EM-2963				
			LH Front	RWD	1	EM-2917				
			RH Front	4WD	1	EM-2962				
			RH Front	RWD	1	EM-3067				
Trans			Auto; 4WD	1			EM-2858			
Trans			Auto; RWD	1			EM-2992			
V8 5.7L 345ci	2011-20	L & R Front		2	EM-4168					
	2004-06	Left	4WD	1	EM-4331					

Engine, Transmission, And Torque Strut Mounts

CYL	ENG. SIZE	YEAR	LOCATION	DESCRIPTION	QTY	ENGINE	TORQUE STRUT	TRANSMISSION
DODGE SPORT UTILITY (continued)								
DURANGO (continued)								
V8	V8 5.7L 345ci	2004-06	Right	4WD	1	EM-4332		
		2014-17	Trans	AWD	1			EM-4228
			Trans	RWD	1			EM-4172
		2011-13	Trans	Auto	1			EM-4172
		2004-09	Trans		1			EM-3066
	V8 5.9L 360ci	2000-03	LH Front		1	EM-3005		
			RH Front		1	EM-3006		
V8 6.4L 392ci	2018-20	L & R Front		2	EM-4168			
JOURNEY								
L4	L4 2.4L 144ci	2009-10	Front	Complete Unit	1	EM-3165		
			Front	Insert	1	EM-4282		
		2011-20	Rear	FWD	1	EM-4198		
		2009-10	Rear	FWD	1	EM-4109		
		2011-20	Right		1	EM-4179		
		2009-10	Right		1	EM-3183		
			Trans - BUSHING	Bushing Bushing	1			EM-4107
		2011-20	Trans	Auto	1			EM-4178
V6	V6 3.5L 215cc	2009-10	Front	Complete Unit	1	EM-3165		
			Front	Insert	1	EM-4282		
			Rear	AWD	1	EM-4201		
			Rear	FWD	1	EM-4109		
		2011-12	Right		1	EM-3183		
		2009-10	Right		1	EM-3183		
			Trans - BUSHING	Bushing Bushing	1			EM-4107
		V6 3.6L 220ci	2011-19	Front	US & Canada	1	EM-4113	
	Front			Mexico	1	EM-4113		
	Rear			US & Canada; AWD; US & Canada	1	EM-4201		
	Rear			US & Canada; FWD	1	EM-4132		
Rear	Mexico; FWD			1	EM-4132			
Trans - BUSHING	Bushing Bushing	1			EM-4107			
NITRO								
V6	V6 3.7L 226ci	2007-11	LH Front		1	EM-4101		
			RH Front		1	EM-4258		
DODGE TRUCK								
DAKOTA								
L4	L4 2.5L 153ci	1997-02	Trans	Auto; 2WD	1			EM-2624
			Trans	Manual; 2WD	1			EM-2624
V6	V6 3.7L 226ci	2004	LH Front	4WD	1	EM-2963		
			RH Front	4WD	1	EM-2962		
			Trans	4WD	1			EM-2858
	V6 3.9L 239ci	1997-03	LH Front	4WD	1	EM-2963		
			LH Front	RWD	1	EM-2918		
			RH Front	4WD	1	EM-2962		
			RH Front	RWD	1	EM-3004		
			Trans	Auto; 2WD	1			EM-2624
			Trans	Auto; 4WD	1			EM-2858
			Trans	Manual; 2WD	1			EM-2624
Trans	Manual; 4WD	1			EM-2858			
V8	V8 4.7L 287ci	2005-10	LH Front	2WD	1	EM-4273		
		2002-04	LH Front	4WD	1	EM-3005		
			LH Front	RWD	1	EM-3035		
		2000-01	LH Front	4WD	1	EM-3005		

Engine, Transmission, And Torque Strut Mounts

CYL	ENG. SIZE	YEAR	LOCATION	DESCRIPTION	QTY	ENGINE	TORQUE STRUT	TRANSMISSION		
DODGE TRUCK (continued)										
DAKOTA (continued)										
V8	V8 4.7L 287ci	2000-01	LH Front	RWD	1	EM-3035				
		2005-10	RH Front	2WD	1	EM-4274				
		2002-04	RH Front	4WD	1	EM-3006				
			RH Front	RWD	1	EM-3036				
		2000-01	RH Front	4WD	1	EM-3006				
			RH Front	RWD	1	EM-3036				
		2002-04	Trans	Auto; 2WD	1			EM-2992		
			Trans	Auto; 4WD	1			EM-2858		
			Trans	Manual; 2WD	1			EM-2992		
			Trans	Manual; 4WD	1			EM-2858		
		2000-01	Trans	Auto; 2WD	1			EM-2992		
			Trans	Auto; 4WD	1			EM-2858		
			Trans	Manual; 2WD	1			EM-2992		
			Trans	Manual; 4WD	1			EM-2858		
	V8 5.9L 360ci	2001-03	LH Front	4WD	1	EM-3005				
			LH Front	RWD	1	EM-2917				
		2000	LH Front	4WD	1	EM-2963				
			LH Front	RWD	1	EM-2917				
		2001-03	RH Front	4WD	1	EM-3006				
			RH Front	RWD	1	EM-3067				
		2000	RH Front	4WD	1	EM-2962				
			RH Front	RWD	1	EM-3067				
		2003	Trans	2WD	1			EM-2991		
		2000-02	Trans	2WD	1			EM-2991		
			Trans	Auto; 4WD	1			EM-2858		
			Trans	Manual; 4WD	1			EM-2858		
		RAM 1500 PICKUP								
		V6	V6 3.7L 226ci	2008-10	LH Front		1	EM-4275		
2002-05	LH Front				1	EM-4088				
2008-10	RH Front				1	EM-4276				
	RH Front				1	EM-4089				
	Trans			Auto	1			EM-3066		
	Trans			Manual	1			EM-3066		
V6 3.9L 239ci	1997-01		LH Front		1	EM-2829				
			RH Front		1	EM-2830				
	1994-01		Trans		1			EM-2624		
V8	V8 4.7L 287ci		2002-05	LH Front	2WD	1	EM-4086			
		LH Front		4WD	1	EM-3073				
		2009-10	RH Front	4WD	1	EM-4326				
			RH Front	2WD	1	EM-4087				
		2002-05	RH Front	4WD	1	EM-3074				
			Trans	Auto	1			EM-4292		
		2006-08	Trans	4WD	1			EM-4002		
			Trans	RWD	1			EM-4292		
		2002-05	Trans	Auto; 4WD	1			EM-3066		
			Trans	Manual; 4WD	1			EM-3066		
		V8 5.2L 318ci	1994-01	LH Front		1	EM-2829			
				RH Front		1	EM-2830			
	Trans			Auto	1			EM-2852		
	Trans			Manual	1			EM-2852		
	V8 5.7L 345ci	2009-10	LH Front	RWD	1	EM-4310				
			LH Front	4WD	1	EM-4329				
		2006-08	LH Front	Complete Unit; 2WD	1	EM-4327				
			LH Front	Insert; 2WD	1	EM-4006				
			LH Front	4WD	1	EM-3073				
		2003-05	LH Front	4WD	1	EM-3073				
			LH Front	RWD	1	EM-4084				
		2009-10	RH Front	4WD	1	EM-4326				

Engine, Transmission, And Torque Strut Mounts

CYL	ENG. SIZE	YEAR	LOCATION	DESCRIPTION	QTY	ENGINE	TORQUE STRUT	TRANSMISSION
DODGE TRUCK (continued)								
RAM 1500 PICKUP (continued)								
V8	V8 5.7L 345ci	2009-10	RH Front	RWD	1	EM-4311		
		2006-08	RH Front	4WD	1	EM-4330		
			RH Front	Complete Unit; 2WD	1	EM-4328		
			RH Front	Insert; 2WD	1	EM-4007		
		2003-05	RH Front	4WD	1	EM-3074		
			RH Front	RWD	1	EM-4085		
		2009-10	Trans	Auto	1			EM-4292
		2006-08	Trans	4WD; Auto	1			EM-4002
	2003-05	Trans	Auto	1			EM-3066	
		Trans	Manual	1			EM-3066	
	V8 5.9L 360ci	2002-03	LH Front	4WD	1	EM-3073		
			LH Front		1	EM-2829		
		2002-03	RH Front	4WD	1	EM-3074		
		1996-01	RH Front		1	EM-2830		
		2002-03	Trans	Auto	1			EM-3066
			Trans	Manual	1			EM-3066
1994-01		Trans	Auto	1			EM-2852	
		Trans	Manual	1			EM-2852	
RAM 2500 PICKUP								
L6	L6 5.9L 359ci Diesel	2006-07	L & R Front		2	EM-4018		
		2003-05	L & R Front		2	EM-4018		
		2008-10	Left		1	EM-4090		
		2000-02	Left		1	EM-4031		
			Right		1	EM-4030		
		2007-10	Trans	Auto	1			EM-4060
			Trans	Manual	1			EM-4060
		2003-06	Trans	Auto	1			EM-3066
			Trans	Manual	1			EM-3066
		1994-02	Trans	Auto	1			EM-2852
	Trans		Manual	1			EM-2852	
	L6 6.7L 408ci Diesel	2007-10	LH Front	4WD	1	EM-4090		
			RH Front		1	EM-4091		
		2007-09	Trans	Auto	1			EM-4060
			Trans	Manual	1			EM-4060
	V8	V8 5.7L 345ci	2006-07	L & R Front	Exc. Extended Crew Cab	2	EM-4018	
2003-05			L & R Front	Exc. Extended Crew Cab	2	EM-4018		
2006-10			Trans	Auto	1			EM-4060
			Trans	Manual	1			EM-4060
2003-05			Trans	Auto	1			EM-4151
			Trans	Manual	1			EM-4151
V8 5.9L 360ci		2002	LH Front	4WD	1	EM-3073		
			LH Front	RWD	1	EM-2829		
		1994-01	LH Front		1	EM-2829		
		2002	RH Front	4WD	1	EM-3074		
			RH Front	RWD	1	EM-2830		
		1994-01	RH Front		1	EM-2830		
2001-02	Trans	Auto	1			EM-2852		
	Trans	Manual	1			EM-2852		
1994-00	Trans	Auto	1			EM-2852		
	Trans	Manual	1			EM-2852		
V10	V10 8.0L 488ci	2003	L & R Front		2	EM-4018		
		1994-02	LH Front		1	EM-2829		
			RH Front		1	EM-2830		
		1994-03	Trans	Auto	1			EM-2852
Trans	Manual		1			EM-2852		

Engine, Transmission, And Torque Strut Mounts

CYL	ENG. SIZE	YEAR	LOCATION	DESCRIPTION	QTY	ENGINE	TORQUE STRUT	TRANSMISSION
DODGE TRUCK (continued)								
RAM 3500 PICKUP								
L6	L6 5.9L 359ci Diesel	2006-07	L & R Front		2	EM-4018		
		2003-05	L & R Front		2	EM-4018		
		2000-02	Left		1	EM-4031		
			Right		1	EM-4030		
		2007	Trans	Auto	1			EM-4060
			Trans	Manual	1			EM-4060
		2003-06	Trans	Auto	1			EM-3066
			Trans	Manual	1			EM-3066
	1994-02	Trans	Auto	1			EM-2852	
		Trans	Manual	1			EM-2852	
	L6 6.7L 408ci Diesel	2007-09	LH Front		1	EM-4090		
			RH Front		1	EM-4091		
		2007-10	Trans	Auto	1			EM-4060
			Trans	Manual	1			EM-4060
V8	V8 5.7L 345ci	2006-07	L & R Front	Exc. Extended Crew Cab	2	EM-4018		
		2003-05	L & R Front		2	EM-4018		
		2006-08	Trans	Auto	1			EM-4060
			Trans	Manual	1			EM-4060
		2003-05	Trans	Auto	1			EM-4151
			Trans	Manual	1			EM-4151
	V8 5.9L 360ci	2002	LH Front	4WD	1	EM-3073		
			LH Front	RWD	1	EM-2829		
		1994-01	LH Front	Gas	1	EM-2829		
		2002	RH Front	4WD	1	EM-3074		
			RH Front	RWD	1	EM-2830		
		1994-01	RH Front	Gas	1	EM-2830		
		2001-02	Trans	Auto	1			EM-2852
			Trans	Manual	1			EM-2852
		1994-00	Trans	Auto	1			EM-2852
			Trans	Manual	1			EM-2852
V10	V10 8.0L 488ci	2003	L & R Front		2	EM-4018		
		1994-02	LH Front		1	EM-2829		
			RH Front		1	EM-2830		
		1994-03	Trans	Auto	1			EM-2852
			Trans	Manual	1			EM-2852
DODGE VAN								
CARAVAN								
L4	L4 2.4L 148ci	2003-07	Front		1	EM-2928		
		2001-02	Front		1	EM-2928		
		2003-07	RH Front		1	EM-4004		
		2001-02	RH Front		1	EM-4003		
		1996-00	RH Front	Complete Unit	1	EM-2959		
			RH Front	Insert	1	EM-2844		
		2003-07	Trans - Center		1			EM-2925
		2001-02	Trans - Center		1			EM-2925
		1996-00	Trans - Center	Auto, Complete Unit	1			EM-2984
			Trans - Center	Auto; Insert	1			EM-2845
			Trans - LH Front	Auto, Complete Unit	1			EM-2960
			Trans - LH Rear	Auto, Complete Unit	1			EM-3017
			Trans - LH Rear	Auto; Insert	1			EM-2849
		2003-07	Trans - Rear		1			EM-2927
		2001-02	Trans - Rear		1			EM-2927
		V6	V6 3.0L 181ci	1996-00	RH Front	Complete Unit	1	EM-2959
RH Front	Insert				1	EM-2844		
Trans - Center	Auto, Complete Unit			1			EM-2984	
Trans - Center	Auto; Insert			1			EM-2845	
Trans - LH Front	Auto, Complete Unit			1			EM-2960	

Engine, Transmission, And Torque Strut Mounts

CYL	ENG. SIZE	YEAR	LOCATION	DESCRIPTION	QTY	ENGINE	TORQUE STRUT	TRANSMISSION	
DODGE VAN (continued)									
CARAVAN (continued)									
V6	V6 3.0L 181ci	1996-00	Trans - LH Front	Auto; Insert	1			EM-2849	
			Trans - LH Rear	Auto, Complete Unit	1		EM-3017		
			Trans - LH Rear	Auto; Insert	1		EM-2849		
	V6 3.3L 201ci	2001-06	RH Front		1	EM-2926			
			1996-00	RH Front	Complete Unit	1	EM-2959		
		2001-07	RH Front	Insert	1	EM-2844			
			Trans - Center		1		EM-2925		
		1996-00	Trans - Center	Auto, Complete Unit	1		EM-2984		
			Trans - Center	Auto; Insert	1		EM-2845		
		2001-07	Trans - LH Front		1		EM-2928		
		1996-00	Trans - LH Front	Auto, Complete Unit	1		EM-2960		
			Trans - LH Front	Auto; Insert	1		EM-2849		
		2001-07	Trans - LH Rear		1		EM-2927		
		1996-00	Trans - LH Rear	Auto, Complete Unit	1		EM-3017		
			Trans - LH Rear	Auto; Insert	1		EM-2849		
GRAND CARAVAN									
V6	V6 3.0L 181ci	1996-00	RH Front	Complete Unit	1	EM-2959			
			RH Front	Insert	1	EM-2844			
			Trans - Center	Complete Unit	1		EM-2984		
			Trans - Center	Insert	1		EM-2845		
			Trans - LH Front	Complete Unit	1		EM-2960		
			Trans - LH Front	Insert	1		EM-2849		
			Trans - LH Rear	Complete Unit	1		EM-3017		
			Trans - LH Rear	Insert	1		EM-2849		
	V6 3.3L 201ci	2008-10	Front	Complete Unit	1	EM-3156			
			Front	Insert	1	EM-4094			
		2005-07	RH Front	FWD	1	EM-2926			
		2001-04	RH Front	Hydraulic Mount; FWD	1	EM-2926			
		1996-00	RH Front	FWD, Complete Unit	1	EM-2959			
			RH Front	FWD, Insert Only	1	EM-2844			
		2008-10	Rear	Complete Unit	1	EM-4042			
			Rear	Insert	1	EM-4280			
			Right		1	EM-4011			
		2005-07	Trans - Center	FWD	1		EM-2925		
		2004	Trans - Center		1		EM-2925		
		2001-03	Trans - Center	FWD	1		EM-2925		
		1996-00	Trans - Center	FWD, Auto, Complete Unit	1		EM-2984		
			Trans - Center	FWD, Auto, Insert Only	1		EM-2845		
		2005-07	Trans - LH Front	FWD	1		EM-2928		
		2004	Trans - LH Front		1		EM-2928		
		2001-03	Trans - LH Front	FWD	1		EM-2928		
		1996-00	Trans - LH Front	Auto, Complete Unit	1		EM-2960		
			Trans - LH Front	Auto; Insert	1		EM-2849		
		2005-07	Trans - LH Rear	FWD	1		EM-2927		
		2004	Trans - LH Rear		1		EM-2927		
		2001-03	Trans - LH Rear	FWD	1		EM-2927		
		1996-00	Trans - LH Rear	Auto, Complete Unit	1		EM-3017		
			Trans - LH Rear	Auto; Insert	1		EM-2849		
		2008-10	Trans	Bushing	1		EM-4127		
			Trans	Complete Unit	1		EM-4013		
		V6 3.6L 220ci	2011-20	Front	Complete Unit	1	EM-4050		
				Front	Insert	1	EM-4186		
				Rear		1	EM-4132		
				Right		1	EM-4012		
				Trans		1		EM-4077	
		V6 3.8L 230ci	2008-10	Front	Complete Unit	1	EM-3156		
	Front			Insert	1	EM-4094			

Engine, Transmission, And Torque Strut Mounts

CYL	ENG. SIZE	YEAR	LOCATION	DESCRIPTION	QTY	ENGINE	TORQUE STRUT	TRANSMISSION
DODGE VAN (continued)								
GRAND CARAVAN (continued)								
V6	V6 3.8L 230ci	2005-07	RH Front	FWD	1	EM-2926		
		2001-04	RH Front	Hydraulic Mount; FWD	1	EM-2926		
		1996-00	RH Front	FWD, Complete Unit	1	EM-2959		
			RH Front	FWD, Insert Only	1	EM-2844		
		2008-10	Rear	Complete Unit	1	EM-4042		
			Rear	Insert	1	EM-4280		
			Right		1	EM-4011		
		2005-07	Trans - Center	Auto; FWD	1			EM-2925
		2001-04	Trans - Center	Auto; FWD	1			EM-2925
		1996-00	Trans - Center	FWD, Auto, Complete Unit	1			EM-2984
			Trans - Center	FWD, Auto, Insert Only	1			EM-2845
		2005-07	Trans - LH Front	Auto; FWD	1			EM-2928
		2001-04	Trans - LH Front	Auto; Complete Unit; AWD	1			EM-2960
			Trans - LH Front	Auto; FWD	1			EM-2928
			Trans - LH Front	Auto; Insert; AWD	1			EM-2849
		1996-00	Trans - LH Front	Auto, Complete Unit	1			EM-2960
			Trans - LH Front	Auto; Insert	1			EM-2849
		2005-07	Trans - LH Rear	Auto; FWD	1			EM-2927
		2001-04	Trans - LH Rear	Auto; Complete Unit; AWD	1			EM-3017
			Trans - LH Rear	Auto; FWD	1			EM-2927
			Trans - LH Rear	Auto; Insert; AWD	1			EM-2849
		1996-00	Trans - LH Rear	Auto, Complete Unit	1			EM-3017
			Trans - LH Rear	Auto; Insert	1			EM-2849
		2008-10	Trans	Bushing	1			EM-4127
	Trans		Complete Unit	1			EM-4013	
	V6 4.0L 241ci	2008-10	Front	Complete Unit	1	EM-3156		
			Front	Insert	1	EM-4094		
			Rear	Complete Unit	1	EM-4042		
			Rear	Insert	1	EM-4280		
			Right		1	EM-4012		
Trans			Bushing	1			EM-4127	
Trans			Complete Unit	1			EM-4013	
RAM 1500 VAN								
V6	V6 3.9L 239ci	1999-03	L & R Front		2	EM-2469		
			Trans		1			EM-2852
V8	V8 5.2L 318ci	1999-03	L & R Front		2	EM-2469		
			Trans	1			EM-2852	
V8	V8 5.9L 360ci	1999-03	L & R Front		2	EM-2469		
			Trans	1			EM-2852	
RAM 2500 VAN								
V8	V8 5.2L 318ci	1999-03	L & R Front		2	EM-2469		
			Trans		1			EM-2852
V8	V8 5.9L 360ci	1999-03	L & R Front		2	EM-2469		
			Trans		1			EM-2852
RAM 3500 VAN								
V8	V8 5.2L 318ci	1999-03	L & R Front		2	EM-2469		
			Trans		1			EM-2852
V8	V8 5.9L 360ci	1999-03	L & R Front		2	EM-2469		
			Trans		1			EM-2852
SPRINTER 2500								
L5	L5 2.7L 165ci	2003-06	L & R Front		2	EM-3190		
			Trans		1			EM-3189
V6	V6 3.0L 2987cc	2007-09	L & R Front		2	EM-7265		
			Trans	Auto	1			EM-7159
V6	V6 3.5L 3498cc	2007-08	L & R Front		2	EM-7265		
			Trans	Auto	1			EM-7159

Engine, Transmission, And Torque Strut Mounts

CYL	ENG. SIZE	YEAR	LOCATION	DESCRIPTION	QTY	ENGINE	TORQUE STRUT	TRANSMISSION
DODGE VAN (continued)								
SPRINTER 3500								
V6	V6 3.0L 2987cc	2007-09	L & R Front		2	EM-7265		
			Trans	Auto	1		EM-7159	
	V6 3.5L 3498cc	2007-08	L & R Front		2	EM-7265		
			Trans	Auto	1		EM-7159	
DODGE MEDIUM/HEAVY DUTY								
RAM 4000								
L6	L6 5.9L 359ci Diesel	2007-09	Left		1	EM-4090		
			2007-10	Trans	Manual	1		EM-4060
	L6 6.7L 408ci Diesel	2010	LH Front		1	EM-4090		
RAM 4500								
L6	L6 6.7L 408ci Diesel	2008-10	LH Front		1	EM-4090		
RAM 5500								
L6	L6 6.7L 408ci Diesel	2008-10	LH Front		1	EM-4090		
RAM 4000								
L6	L6 6.7L 408ci Diesel	2010	RH Front		1	EM-4091		
RAM 4500								
L6	L6 6.7L 408ci Diesel	2008-10	RH Front		1	EM-4091		
RAM 5500								
L6	L6 6.7L 408ci Diesel	2008-10	RH Front		1	EM-4091		
RAM 4000								
L6	L6 6.7L 408ci Diesel	2010	Trans	Manual	1			EM-4060
RAM 4500								
L6	L6 6.7L 408ci Diesel	2008-10	Trans	Auto	1			EM-4060
			Trans	Manual	1		EM-4060	
RAM 5500								
L6	L6 6.7L 408ci Diesel	2008-10	Trans	Auto	1			EM-4060
			Trans	Manual	1		EM-4060	
RAM 4000								
V8	V8 5.7L 345ci	2007-10	Trans	Manual	1			EM-4060
FIAT PASSENGER CAR								
500								
L4	L4 1.4L 1368cc	2012-15	RH Front	Manual	1	EM-4243		
			RH Front	Turbo, Auto	1	EM-4243		
			Trans	Auto	1		EM-4245	
			Trans	Manual	1		EM-4245	
FIAT SUV								
500X								
L4	L4 2.4L 2360cc	2016-18	RH Front		1	EM-4380		
FORD PASSENGER CAR								
CONTOUR								
L4	L4 2.0L 121ci	1998-00	Front	Auto; Complete Unit	1	EM-5521		
			Front	Auto; Insert	1	EM-2885		
			Front	Manual; Insert	1	EM-2978		
			RH Front		1	EM-2890		
			Trans - Front	Auto, Complete Unit	1		EM-2873	
			Trans - Front	Auto; Insert	1		EM-5106	
			Trans - Rear	Auto; Insert	1		EM-3119	
V6	V6 2.5L 155ci	1998-00	Front	Auto; Insert	1	EM-2885		
			Front	Manual; Insert	1	EM-2888		

Engine, Transmission, And Torque Strut Mounts

CYL	ENG. SIZE	YEAR	LOCATION	DESCRIPTION	QTY	ENGINE	TORQUE STRUT	TRANSMISSION	
FORD PASSENGER CAR (continued)									
CONTOUR (continued)									
V6	V6 2.5L 155ci	1998-00	RH Front	Complete Unit	1	EM-5352			
			Trans - Front	Auto; Complete Unit	1		EM-2873		
			Trans - Front	Auto; Insert	1		EM-5106		
			Trans - Rear	Auto; Insert	1		EM-3119		
CROWN VICTORIA									
V8	V8 4.6L 281ci	2003-11	LH Front		1	EM-3025			
		1998-02	LH Front		1	EM-2861			
		2003-11	RH Front		1	EM-3024			
		1998-02	RH Front		1	EM-2860			
		2003-11	Trans		1		EM-3038		
		1998-02	Trans		1		EM-2822		
C-MAX									
L4	L4 2.0L 122ci	2013-18	RH Front		1	EM-4068			
		2015-18	Torq Str - Lower		1		EM-4361		
		2013-14	Torq Str - Lower	1st Design	1		EM-4199		
			Torq Str - Lower	2nd Design	1		EM-4361		
		2013-18	Trans - Lower		1			EM-4069	
			Trans - Upper		1			EM-4070	
ESCORT									
L4	L4 2.0L 121ci	2001-02	Front	Auto	1	EM-2910			
			Front	Manual	1	EM-2651			
		2000	Front	LX, Manual	1	EM-2651			
			Front	LX; Auto	1	EM-2910			
		2001-02	RH Front		1	EM-2649			
		2000	RH Front	LX	1	EM-2649			
		2001-02	Rear	Auto	1	EM-2911			
			Rear	Manual	1	EM-2912			
		2000	Rear	LX, Manual	1	EM-2912			
			Rear	LX; Auto	1	EM-2911			
		1997-02	Trans	Auto	1		EM-2843		
			Trans	Manual	1		EM-2843		
		FIESTA							
8	L4 1.3L 79ci	1998-00	Torq Str - Rear	Mexican Vehicle	1		EM-9002		
L3	L3 1.0L 61ci	2014-16	Trans		1			EM-4154	
L4	L4 1.3L 79ci	1998-00	Right	Style 1	1	EM-9002			
			Trans - LH	Mexican Vehicle	1		EM-90029		
			Trans - LH	Mexican Vehicle	1		EM-90029		
	L4 1.4L 85ci	1998-00	Right	Mexican Vehicle	1	EM-9002			
			Torq Str - Rear	Mexican Vehicle	1		EM-9002		
			Trans - LH	Mexican Vehicle	1		EM-90029		
	L4 1.6L 97ci	2003-10	RH Front	Mexican Vehicle	1	EM-9000			
			2011-16	Right		1	EM-4074		
			2011-19	Torq Str - Rear	Non-Turbo; Auto (Dual Clutch)	1		EM-4164	
		Torq Str - Rear		Non-Turbo; Manual	1		EM-3193		
		2008-10	Torq Str - Rear	Manual; Mexico Vehicle	1		EM-9000		
		2003-07	Torq Str - Rear	Manual; Mexico Vehicle	1		EM-9000		
		2003-10	Trans - LH	Mexican Vehicle	1			EM-90029	
		2014-19	Trans	US & Canada; Auto; w/o Turbo	1			EM-4154	
			Trans	US & Canada; Manual; w/ Turbo	1			EM-4365	
			Trans	US & Canada; Manual; w/o Turbo	1			EM-4154	
			Trans	Mexico; Auto; w/o Turbo	1			EM-4154	
			Trans	Mexico; Manual; w/o Turbo	1			EM-4154	
		2011-13	Trans	Auto (Dual Clutch); US & Canada	1			EM-4154	
Trans	Auto; Mexico Vehicle		1			EM-4154			
Trans	Manual		1			EM-4154			

Engine, Transmission, And Torque Strut Mounts

CYL	ENG. SIZE	YEAR	LOCATION	DESCRIPTION	QTY	ENGINE	TORQUE STRUT	TRANSMISSION	
FORD PASSENGER CAR (continued)									
FIESTA (continued)									
L4	L4 1.6L 97ci	2003-10	Trans	MexicanVehicle	1			EM-90030	
FIESTA IKON (MEXICO)									
L4	L4 1.6L 97ci	2003-04	RH Front	MexicanVehicle	1	EM-9000			
FIVE HUNDRED									
V6	V6 3.0L 181ci	2005-07	Torq Str - Front	Auto	1		EM-4160		
			Torq Str - Front	Mexico; Auto	1		EM-4160		
			Torq Str - Upper	Complete Unit; Auto; 6 Speed Select Shift	1		EM-4065		
			Torq Str - Upper	Complete Unit; CVT	1		EM-4066		
			Torq Str - Upper	Mexico; Complete Unit; Auto	1		EM-4065		
	V6 3.0L 183ci	2005-07	LH Front		1	EM-3080			
			RH Front		1	EM-3079			
			Rear		1	EM-4141			
			Trans		1			EM-3080	
FOCUS									
		2012-14	Torq Str - Rear L	ElectricVehicle	1		EM-4110		
L3	L3 1.0L 61ci	2015-18	Torq Str - Rear L		1		EM-4057		
L4	L3 1.0L 61ci		Trans - Upper	Auto	1			EM-4121	
	L4 2.0L 121ci	2008-11	RH Front	Mexico; Complete Unit	1	EM-4082			
			RH Front	Mexico; Insert	1	EM-3103			
		2005-07	RH Front	Mexico; Complete Unit; Auto	1	EM-4082			
			RH Front	Mexico; Insert Only; Manual	1	EM-3103			
			RH Front	Mexico; Insert; Auto	1	EM-3103			
	L4 2.0L 121ci DOHC	2002-04	RH Front	exc SVT	1	EM-3003			
			RH Front	SVT	1	EM-3085			
		2000-01	RH Front	DOHC	1	EM-3003			
	L4 2.0L 121ci SOHC	2000-04	RH Front	SOHC	1	EM-2938			
	L4 2.0L 122ci	2014-17	RH Front	Auto (Dual Clutch); w/o Turbo Complete Unit	1	EM-4320			
			RH Front	Auto (Dual Clutch); w/o Turbo Insert	1	EM-3103			
			RH Front	Complete Unit; Turbo	1	EM-4152			
			RH Front	Insert; Turbo	1	EM-4229			
			RH Front	Manual; w/o Turbo; Complete Unit	1	EM-4145			
			RH Front	Manual; w/o Turbo; Insert	1	EM-3103			
			2013	RH Front	To 2/4/13; Complete Unit	1	EM-4145		
				RH Front	To 2/4/13; Insert	1	EM-3103		
			2012	RH Front	Complete Unit	1	EM-4145		
				RH Front	Insert	1	EM-3103		
			2008-11	RH Front	US & Canada; Complete Unit	1	EM-4082		
				RH Front	US & Canada; Insert	1	EM-3103		
			2005-07	RH Front	US & Canada; Complete Unit Auto	1	EM-4082		
				RH Front	US & Canada; Insert Only Manual	1	EM-3103		
				RH Front	US & Canada; Insert; Auto	1	EM-3103		
			2000-07	Torq Str - Rear		1		EM-2939#	
			2013-18	Torq Str - Rear L	Non-Turbo; Exc. ST Model	1		EM-4057	
				Torq Str - Rear L	Non-Turbo; ST Model Only - Per Ford TSB	1		EM-4110	
	Torq Str - Rear L	Turbo; ST Model Only - Per Ford TSB		1		EM-4110			
	2012	Torq Str - Rear L	Non-Turbo	1		EM-4057			
2008-11	Torq Str - Rear L		1		EM-3087				
2012-18	Trans - Upper		1			EM-4121			

= Available in the Westar Gold Line

Engine, Transmission, And Torque Strut Mounts

CYL	ENG. SIZE	YEAR	LOCATION	DESCRIPTION	QTY	ENGINE	TORQUE STRUT	TRANSMISSION	
FORD PASSENGER CAR (continued)									
FOCUS (continued)									
L4	L4 2.0L 122ci	2000-11	Trans	Auto	1			EM-2986 #	
			Trans	Manual	1			EM-2986 #	
	L4 2.3L 140ci	2003-07	RH Front		1	EM-3103			
			Torq Str - Rear		1		EM-3100		
			2007	Trans	Manual	1			EM-2986 #
			2005-06	Trans	Manual	1			EM-2986 #
			2003-04	Trans	Auto	1			EM-2986 #
		Trans	Manual	1			EM-2986 #		
FREESTYLE									
V6	V6 3.0L 181ci	2005-07	LH Front		1	EM-3080			
			RH Front		1	EM-3079			
			Rear		1	EM-4141			
			Torq Str - Upper	Complete Unit; CVT	1		EM-4066		
			Trans		1			EM-3080	
FUSION									
L4	L4 1.5L 91ci	2014-17	Front		1	EM-4254			
			2014-18	Torq Str - Rear		1		EM-4184	
			2014-19	Trans		1			EM-4251
	L4 1.6L 97ci	2013-14	Front		1	EM-4254			
			Torq Str - Rear		1		EM-4184		
			Trans		1			EM-4251	
	L4 2.0L 122ci	2013-20	RH Front	Hybrid	1	EM-4068			
			RH Front	Turbo	1	EM-4205			
			Torq Str - Rear		1		EM-4184		
			Trans	Gas	1			EM-4251	
			Trans	Hybrid	1			EM-4070	
			Trans	Gas	1			EM-4251	
	L4 2.3L 140ci	2006-09	Right	1 Piece Assembly	1	EM-7044			
			Right	2-Piece Assembly	1	EM-4044			
			2006-08	Torq Str - Front		1		EM-3107	
			2006-09	Trans	Auto	1			EM-4034
			Trans	Manual	1			EM-4034	
	L4 2.5L 152ci	2013-17	Front		1	EM-4252			
			2010-12	Right	Gas	1	EM-7044		
			2013-20	Torq Str - Rear		1		EM-4184	
			Trans		1			EM-4251	
	L4 2.5L 153ci	2010-12	Torq Str - Front	Gas	1		EM-4146		
			Torq Str - Front	Hybrid	1		EM-4058		
Trans			Gas; Auto; US & Canada	1			EM-4067		
Trans			Gas; Manual; US & Canada	1			EM-4034		
Trans			Mexico; Auto	1			EM-4067		
V6	V6 3.0L 181ci	2007-09	Torq Str - Front	AWD	1		EM-3105		
			Torq Str - Front	FWD	1		EM-3107		
			Torq Str - Front	Mexico; FWD	1		EM-3107		
		2006	Torq Str - Front		1		EM-3107		
		2010-12	Torq Str - Front		1		EM-3105		
	V6 3.0L 183ci	2010-12	Right		1	EM-7044			
			2006-09	Right		1	EM-4044		
			2010-12	Trans		1			EM-4255
			2006-09	Trans	Auto	1			EM-4034
			Trans	Manual	1			EM-4034	
	V6 3.5L 213ci	2010-12	Right		1	EM-4208			
Torq Str - Front				1		EM-4059			
Trans				1			EM-4255		

= Available in the Westar Gold Line

Engine, Transmission, And Torque Strut Mounts

CYL	ENG. SIZE	YEAR	LOCATION	DESCRIPTION	QTY	ENGINE	TORQUE STRUT	TRANSMISSION
FORD PASSENGER CAR (continued)								
GRAND MARQUIS (MEXICAN VEHICLE)								
V8	V8 4.6L 281ci	1998-01	LH Front		1	EM-2861		
			RH Front		1	EM-2860		
			Trans		1			EM-2822
IKON (MEXICAN VEHICLE)								
L4	L4 1.6L	2003-07	Right	Style 1	1	EM-9002		
		2004-07	Torq Str - Rear	Manual	1		EM-9000	
			Trans - LH		1			EM-90029
KA (MEXICAN VEHICLE)								
L4	L4 1.6L	2001-08	RH Front		1	EM-9001		
MUSTANG								
V6	V6 3.7L 227ci	2011-16	L & R Front		2	EM-4029		
		2011-17	Trans	Auto	1			EM-4230
			Trans	Manual	1			EM-4230
	V6 3.8L 232ci	1996-04	LH Front		1	EM-2904		
			RH Front		1	EM-2905		
		1999-04	Trans	Auto	1			EM-5380
			Trans	Manual	1			EM-5380
	V6 3.9L 238ci	2004	LH Front		1	EM-2904		
			RH Front		1	EM-2905		
			Trans		1			EM-5380
	V6 4.0L 245ci	2005-10	L & R Front		2	EM-4029		
			Trans		1			EM-4124
V8	V8 4.6L 281ci	2005-10	L & R Front		2	EM-4029		
		1996-04	LH Front	w/o Appearance Group	1	EM-3002		
			RH Front	w/o Appearance Group	1	EM-3001		
		1999-04	Trans	Exc. Cobra SVT	1			EM-5380
		2005-10	Trans		1			EM-4124
		1999-04	Trans		1			EM-5380
	V8 5.0L 302ci	2011-16	L & R Front		2	EM-4029		
	V8 5.2L 315ci	2015-20	L & R Front		2	EM-4029		
	V8 5.2L 318ci	2015-17	Trans	Manual	1			EM-4230
	V8 5.4L 330ci	2007-12	L & R Front		2	EM-4216		
			Trans		1			EM-4124
V8 5.8L 355ci	2013-14	L & R Front		2	EM-4216			
		Trans		1			EM-4124	
		Trans		1			EM-4124	
MYSTIQUE (MEXICAN VEHICLE)								
V6	V6 2.5L 155ci	1998-00	Front	Auto; Insert Only	1	EM-2885		
			RH Front	Hydraulic Mount	1	EM-5352		
			Trans - Front	Auto; Complete Unit	1			EM-2873
			Trans - Front	Auto; Insert Only	1			EM-5106
			Trans - Rear	Auto; Insert Only	1			EM-2888
POLICE INTERCEPTOR SEDAN								
V6	V6 3.5L 213ci	2013-17	RH Front	Non Turbo	1	EM-5427		
			RH Front	Turbo	1	EM-4209		
		2013-19	Torq Str - Front	Turbo	1			EM-4056
			Torq Str - Lower	Non Turbo	1			EM-4306
			Torq Str - Rear	Turbo	1			EM-4055
	V6 3.7L 227ci	2013-17	RH Front	Non Turbo	1	EM-5427		
		2013-19	Torq Str - Lower	Non Turbo	1			EM-4306
POLICE RESPONDER HYBRID								
L4	L4 2.0L 122ci	2019-20	Torq Str - Lower		1		EM-4184	

Engine, Transmission, And Torque Strut Mounts

CYL	ENG. SIZE	YEAR	LOCATION	DESCRIPTION	QTY	ENGINE	TORQUE STRUT	TRANSMISSION	
FORD PASSENGER CAR (continued)									
SABLE (MEXICAN VEHICLE)									
V6	V6 3.0L 182ci	2000-01	RH Front	HydraulicMount	1	EM-2894			
			RH Rear	DOHC	1	EM-2862			
			Torq Str - Rear		1		EM-2872		
			Trans	HydraulicMount	1			EM-2974	
SPECIAL SERVICE POLICE SEDAN									
L4	L4 2.0L 122ci	2014-18	Torq Str - Rear L		1		EM-4303		
SSV PLUG-IN HYBRID									
L4	L4 2.0L 122ci	2019-20	Right		1	EM-4068			
			Torq Str - Lower		1		EM-4184		
TAURUS									
L4	L4 2.0L 122ci	2014-17	Torq Str - Rear L		1		EM-4303		
		2013-17	Trans		1			EM-4262	
V6	V6 3.0L 181ci	2000-05	RH Front	DOHC; DOHC	1	EM-2894			
			RH Rear	DOHC; DOHC	1	EM-2862			
		V6 3.0L 182ci	2006-07	RH Front		1	EM-2894		
			2000-05	RH Front	OHV; OHV	1	EM-2894		
	2006-07		RH Rear		1	EM-2973			
	2000-05		RH Rear	OHV; OHV	1	EM-2973			
	2006-07	Torq Str - Rear		1		EM-3099			
	2004-05	Torq Str - Rear	OHV; VIN2; VINU	1		EM-3099			
	2000-03	Torq Str - Rear	OHV	1		EM-2872			
	2000-07	Trans	Auto	1			EM-2974		
	V6 3.5L 213ci	2013-17	RH Front	Non Turbo	1	EM-5427			
			RH Front	Turbo	1	EM-4209			
		2010-12	RH Front	Non Turbo	1	EM-5427			
			RH Front	Turbo	1	EM-4209			
		2008-09	RH Front		1	EM-5427			
		2013-19	Torq Str - Front	Turbo	1		EM-4056		
2010-12		Torq Str - Front	Turbo	1		EM-4056			
2008-09		Torq Str - Front	Exc. SHO	1		EM-3142			
2013-19		Torq Str - Lower	Non Turbo	1		EM-4306			
		Torq Str - Rear	Turbo	1		EM-4055			
2010-12		Torq Str - Rear	Non Turbo	1		EM-3142			
		Torq Str - Rear	Turbo	1		EM-4055			
2010-19	Trans - Upper	Non Turbo	1			EM-4040			
	Trans - Upper	Turbo	1			EM-4291			
2008-09	Trans - Upper		1			EM-4040			
TAURUS X									
V6	V6 3.5L 213ci	2008-09	RH Front		1	EM-5427			
			Torq Str - Rear		1		EM-3142		
			Trans - Upper		1			EM-4040	
THUNDERBIRD									
V8	V8 3.9L 242ci	2002-05	L & R Front		2	EM-3077			
			Trans		1			EM-3063	
FORD SPORT UTILITY									
ECOSPORT (MEXICO)									
L4	L4 2.0L 121ci	2007-08	Trans	Auto	1			EM-90030	
			Trans	Manual	1			EM-90030	
		2005-06	Trans	Manual	1			EM-90030	
			2004	Trans	Auto	1			EM-90030
	L4 2.0L 122ci	2010-12	Trans	Manual	1			EM-90030	
			Trans	Auto	1			EM-90030	

Engine, Transmission, And Torque Strut Mounts

CYL	ENG. SIZE	YEAR	LOCATION	DESCRIPTION	QTY	ENGINE	TORQUE STRUT	TRANSMISSION	
FORD SPORT UTILITY (continued)									
EDGE									
L4	L4 2.0L 122ci	2012-14	Right		1	EM-4221			
			Torq Str - Rear		1		EM-3142		
			Trans		1			EM-4081	
	L4 2.0L 122ci	2015-20	Torq Str - Rear		1		EM-4184		
			Trans	Auto	1			EM-4251	
V6	V6 3.5L 213ci	2015-18	RH Front		1	EM-4270			
		2007-14	RH Front		1	EM-5427			
		2007-10	Torq Str - Front L		1		EM-3144		
		2015-16	Torq Str - Lower		1		EM-4200		
		2011-14	Torq Str - Rear		1		EM-3142		
		2015-16	Torq Str - Upper		1		EM-4202		
		2015-18	Trans - Upper	Auto	1			EM-4314	
		2007-14	Trans		1			EM-4081	
	V6 3.7L 227ci	2011-14	RH Front		1	EM-5427			
			Torq Str - Rear		1		EM-3142		
			Trans		1			EM-4081	
ESCAPE									
L4	L4 1.5L 91ci	2017	Right	Complete Unit	1	EM-4190			
			Right	Insert	1	EM-4256			
			Torq Str - Front L		1		EM-4057		
		2017-19	Trans - Upper		1			EM-4121	
		L4 1.6L 98ci	2013-16	Right	Complete Unit	1	EM-4190		
				Right	Insert	1	EM-4256		
	Torq Str - Front L				1		EM-4057		
	Trans - Upper				1			EM-4121	
	L4 2.0L 121ci	2001-04	RH Front		1	EM-3056			
			Rear		1	EM-3057			
		2013-17	Torq Str - Front L		1		EM-4057		
	L4 2.0L 122ci	2001-04	Trans	Auto	1			EM-3037	
			L4 2.0L 122ci	2013-17	Right	Gas; Complete Unit	1	EM-4152	
					Right	Gas; Insert	1	EM-4229	
	2013-19	Trans - Upper		1			EM-4121		
	L4 2.3L 140ci	2005-08	Front	Gas	1	EM-4033			
			LH Front	Gas	1	EM-4071			
			LH Front	Hybrid	1	EM-4071			
			Rear	Gas	1	EM-4019			
			Rear	Hybrid	1	EM-4279			
			Right	Hybrid	1	EM-4033			
			Torq Str - Rear	Hybrid; Hybrid	1		EM-4051		
			Trans	Gas; Auto	1			EM-4117	
			L4 2.5L 152ci	2009-11	Front	Gas	1	EM-4033	
	LH Front	Gas			1	EM-4071			
	Rear	Gas			1	EM-4019			
	2013-17	Right		Gas; Complete Unit	1	EM-4152			
		Right		Gas; Insert	1	EM-4229			
		Torq Str - Front L			1		EM-4057		
	2009-12	Torq Str - Rear		Hybrid	1		EM-4051		
	2013-19	Trans			1			EM-4121	
	2009-12	Trans		Auto	1			EM-4117	
	V6	V6 3.0L 182ci	2001-04	RH Front		1	EM-3056		
Rear					1	EM-3037			
Trans					1			EM-3057	
V6 3.0L 183ci		2009-12	Front		1	EM-4033			
			2005-08	Front		1	EM-4071		
			2009-12	LH Front		1	EM-4071		
			Rear	FWD	1	EM-4019			
			2005-08	Rear		1	EM-4019		

Engine, Transmission, And Torque Strut Mounts

CYL	ENG. SIZE	YEAR	LOCATION	DESCRIPTION	QTY	ENGINE	TORQUE STRUT	TRANSMISSION
FORD SPORT UTILITY (continued)								
ESCAPE (continued)								
V6	V6 3.0L 183ci	2005-08	Right		1	EM-4033		
		2005-12	Trans	Auto	1			EM-4117
			Trans	Manual; Mexico Vehicle	1			EM-4117
EXCURSION								
V8	V8 5.4L 330ci	2000-05	LH Front		1	EM-5424		
			RH Front	4WD	1	EM-5425		
			Trans	4WD	1		EM-2872	
			Trans	RWD; w/o Damper	1		EM-2884	
	V8 6.0L 363ci	2003-05	Left		1	EM-4268		
			Right		1	EM-4269		
			Trans	2WD	1		EM-4024	
	V8 7.3L 445ci Diesel	2000-03	Trans	4WD	1		EM-4023	
			Trans	4WD	1		EM-2872	
			Trans	RWD; w/o Damper	1		EM-2884	
V10	V10 6.8L 415ci	2000-05	Left	4WD	1	EM-4022		
			Right	4WD	1	EM-4021		
		2000-04	Trans	4WD	1		EM-2872	
			Trans	RWD; w/o Damper	1		EM-2884	
EXPEDITION								
V6	V6 3.5L 213ci	2015-19	LH Front		1	EM-4142		
V8	V8 4.6L 281ci	1999-02	RH Front		1	EM-4143		
			LH Front	4WD	1	EM-2972		
		2004	LH Front	RWD	1	EM-2832		
			Left		1	EM-4097		
			Left		1	EM-4097		
		1999-02	RH Front		1	EM-2835		
		1997-04	Trans		1		EM-2870	
	V8 5.4L 330ci	2007-14	LH Front		1	EM-4142		
		2005-06	LH Front		1	EM-4097		
		2004	LH Front		1	EM-4097		
		2003	LH Front		1	EM-4097		
		1999-02	LH Front	4WD	1	EM-2972		
			LH Front	RWD	1	EM-2832		
		2007-14	RH Front		1	EM-4143		
		2005-06	RH Front		1	EM-4099		
2004	RH Front		1	EM-4099				
2003	RH Front		1	EM-4098				
1999-02	RH Front		1	EM-2835				
1997-04	Trans		1		EM-2870			
EXPLORER								
L4	L4 2.0L 122ci	2012-14	Front		1	EM-4125		
		2012-15	Torq Str - Front		1		EM-4120	
	L4 2.3L 140ci	2016-19	RH Front		1	EM-4125		
			Torq Str - Rear	AWD	1		EM-4307	
V6	V6 3.5L 213ci	2013-19	Front	Non Turbo	1	EM-4298		
			Front	Turbo	1	EM-4139		
		2015	Torq Str - Front	Turbo; Mexico; Turbo	1		EM-4056	
		2013-17	Torq Str - Front	Turbo; US Models; Turbo	1		EM-4056	
		2016-19	Torq Str - Lower	Non-Turbo; Non Turbo	1		EM-4296	
		2018-19	Torq Str - Rear	Turbo; US Models; Turbo	1		EM-4055	
		2015	Torq Str - Rear	Turbo; Mexico; Turbo	1		EM-4055	
		2013-17	Torq Str - Rear	Turbo; US Models; Turbo	1		EM-4055	
		2011-15	Torq Str - Rear	Non Turbo	1		EM-4138	
		2011-19	Trans	1st Design, Non-Hyd	1		EM-4140	
	Trans		2nd Design; Hydraulic Mount	1		EM-4337		
V6 4.0L 245ci	2006-10	LH Front		1	EM-4106			

Engine, Transmission, And Torque Strut Mounts

CYL	ENG. SIZE	YEAR	LOCATION	DESCRIPTION	QTY	ENGINE	TORQUE STRUT	TRANSMISSION	
FORD SPORT UTILITY (continued)									
EXPLORER (continued)									
V6	V6 4.0L 245ci	2002-05	LH Front		1	EM-3047			
		1997-01	LH Front		1	EM-2851			
		2006-10	RH Front		1	EM-3048			
		2002-05	RH Front		1	EM-3048			
		1997-01	RH Front		1	EM-2850			
		2006-10	Trans	4WD		1			EM-4095
			Trans	RWD		1			EM-3062
		2005	Trans	4WD		1			EM-3061
			Trans	RWD		1			EM-3062
		2004	Trans	AWD & 4WD		1			EM-3061
			Trans	RWD		1			EM-3062
		2002-03	Trans	4WD		1			EM-3061
			Trans	RWD		1			EM-3062
		1991-01	Trans	Auto		1			EM-2639
Trans	Manual			1			EM-2639		
V8	V8 4.6L 281ci	2007-10	LH Front		1	EM-4106			
		2002-06	LH Front		1	EM-3047			
		2007-10	RH Front		1	EM-3048			
		2002-06	RH Front		1	EM-3048			
		2006-10	Trans	4WD		1			EM-4095
			Trans	RWD		1			EM-3062
		2004-05	Trans	AWD & 4WD		1			EM-3061
			Trans	RWD		1			EM-3062
		2002-03	Trans	4WD		1			EM-3061
			Trans	RWD		1			EM-3062
	V8 5.0L 302ci	1996-01	LH Front		1	EM-3000			
			RH Front		1	EM-2999			
Trans				1			EM-2868		
EXPLORER SPORT TRAC									
V6	V6 4.0L 245ci	2001-05	LH Front		1	EM-2851			
		2007-10	RH Front		1	EM-3048			
		2001-05	RH Front		1	EM-2850			
		2007	Trans	2WD		1			EM-2868
			Trans	4WD		1			EM-2639
		2001-05	Trans	2WD		1			EM-2868
			Trans	4WD		1			EM-2639
V8	V8 4.6L 281ci	2007-10	RH Front		1	EM-3048			
FLEX									
V6	V6 3.5L 213ci	2010-16	RH Front	Non Turbo	1	EM-5427			
			RH Front	Turbo	1	EM-4209			
		2009	RH Front	Non Turbo	1	EM-5427			
		2013-19	Torq Str - Front	Turbo	1		EM-4056		
		2010-12	Torq Str - Front	Non Turbo	1		EM-3142		
			Torq Str - Front	Turbo	1		EM-4056		
		2009	Torq Str - Front	Non Turbo	1		EM-3142		
		2013-19	Torq Str - Lower	Non Turbo	1		EM-4306		
			Torq Str - Rear	Turbo	1		EM-4055		
		2010-12	Torq Str - Rear	Turbo	1		EM-4055		
			Trans - Upper	Non Turbo	1			EM-4040	
		2010-19	Trans - Upper	Turbo	1			EM-4291	
2009	Trans - Upper	Non Turbo	1			EM-4040			
POLICE INTERCEPTOR UTILITY									
V6	V6 3.5L 213ci	2014-19	RH Front	Turbo	1	EM-4139			
			Torq Str - Front	Turbo	1		EM-4056		
	V6 3.7L 227ci	2013-19	RH Front	Non Turbo	1	EM-4139			
			2016-19	Torq Str - Lower		1		EM-4296	

Engine, Transmission, And Torque Strut Mounts

CYL	ENG. SIZE	YEAR	LOCATION	DESCRIPTION	QTY	ENGINE	TORQUE STRUT	TRANSMISSION		
FORD TRUCK										
COURIER										
L4	L4 1.6L 98ci	2001-08	RH Front	MexicanVehicle	1	EM-9002				
			Torq Str - Rear	MexicanVehicle	1		EM-9002			
			Trans - LH	MexicanVehicle	1			EM-90029		
F-150 HERITAGE										
V6	V6 4.2L 256ci	2004	LH Front		1	EM-2831				
			RH Front		1	EM-2833				
			Trans	Auto	1			EM-2871		
			Trans	Manual	1			EM-2871		
V8	V8 4.6L 281ci	2004	LH Front	4WD	1	EM-2972				
			LH Front	RWD, Auto	1	EM-2832				
			LH Front	RWD, Manual	1	EM-5732				
			RH Front		1	EM-2835				
			Trans	Auto; 4WD	1			EM-2871		
			Trans	Manual; 4WD	1			EM-2871		
	V8 5.4L 330ci	2004	LH Front	4WD	1	EM-2972				
			LH Front	RWD	1	EM-2832				
LH Front			RWD, Manual	1	EM-5732					
RH Front				1	EM-2835					
F-150 PICKUP										
V6	V6 2.7L 164ci	2015-17	LH Front		1	EM-4142				
			RH Front		1	EM-4143				
	V6 3.3L 204ci	2018-19	LH Front		1	EM-4142				
			RH Front		1	EM-4143				
	V6 3.5L 213ci	2011-18	LH Front		1	EM-4142				
			RH Front		1	EM-4143				
	V6 3.7L 227ci	2011-14	Trans	Auto; 2WD	1			EM-4316		
			LH Front		1	EM-4142				
			RH Front		1	EM-4143				
	V6 4.2L 256ci	1997-03	LH Front	Auto	1	EM-2831				
			RH Front	Auto	1	EM-2833				
		2005-08	Trans		1			EM-4025		
		1997-03	Trans	Auto	1			EM-2871		
	Trans		Manual	1			EM-2871			
	V8	V8 4.6L 281ci	2009-10	LH Front		1	EM-4142			
				1998-03	LH Front	4WD	1	EM-2972		
				LH Front	RWD, Auto	1	EM-2832			
			2005-08	LH Front	RWD, Manual	1	EM-5732			
Left					1	EM-4038				
2004			Left		1	EM-3151				
2009-10			RH Front		1	EM-4143				
1998-03			RH Front		1	EM-2835				
2005-08			Right		1	EM-4039				
2004			Right		1	EM-3150				
2009-10			Trans	Auto; 2WD	1			EM-4144		
			Trans	Manual; 2WD	1			EM-4144		
2006-08			Trans	Auto; 2WD	1			EM-4025		
			Trans	Auto; 4WD	1			EM-3136		
			Trans	Manual; 2WD	1			EM-4025		
			Trans	Manual; 4WD	1			EM-3136		
2005			Trans	Auto; 2WD	1			EM-4025		
			Trans	Auto; 4WD	1			EM-3136		
2004			Trans	2WD	1			EM-2870		
			Trans	Auto; 4WD	1			EM-2871		
1997-03	Trans	2WD	1			EM-2870				
	Trans	Auto; 4WD	1			EM-2871				
	Trans	Manual; 4WD	1			EM-2871				

Engine, Transmission, And Torque Strut Mounts

CYL	ENG. SIZE	YEAR	LOCATION	DESCRIPTION	QTY	ENGINE	TORQUE STRUT	TRANSMISSION	
FORD TRUCK (continued)									
F-150 PICKUP (continued)									
V8	V8 5.0L 302ci	2011-19	LH Front		1	EM-4142			
			RH Front		1	EM-4143			
	V8 5.4L 330ci	2009-10	LH Front		1	EM-4142			
			1997-03	LH Front	4WD	1	EM-2972		
		2005-08	LH Front	RWD, Auto	1	EM-2832			
			LH Front	RWD, Manual	1	EM-5732			
		2004	Left		1	EM-4038			
			Left		1	EM-3151			
		2009-10	RH Front		1	EM-4143			
		1997-03	RH Front		1	EM-2835			
		2005-08	Right		1	EM-4039			
		2004	Right		1	EM-3150			
		2004-08	Trans	2WD		1			EM-2884
			Trans	4WD		1			EM-3136
	1997-03	Trans	Auto; 2WD		1			EM-2870	
		Trans	Auto; 4WD		1			EM-2871	
		Trans	Manual; 2WD		1			EM-2870	
		Trans	Manual; 4WD		1			EM-2871	
	V8 6.2L 379ci	2010-14	LH Front		1	EM-4142			
			RH Front		1	EM-4143			
F-250 SUPER DUTY PICKUP									
V8	V8 5.4L 330ci	2008-10	LH Front	Complete Unit	1	EM-4289			
			1999-04	LH Front		1	EM-5424		
				RH Front		1	EM-5425		
		2008-10	Trans	Auto; 4WD		1			EM-4187
			Trans	Auto; RWD		1			EM-4176
			Trans	Manual; 4WD		1			EM-4187
			Trans	Manual; RWD		1			EM-4176
			1999-07	Trans	2WD		1		
		Trans		4WD		1			EM-2971
		V8 6.0L 363ci	2003-07	Trans	2WD		1		EM-4024
				Trans	4WD		1		EM-4023
		V8 6.0L 363ci Diesel	2005-07	Left		1	EM-4137		
	2003-04			Left		1	EM-4268		
	2003-04		Right		1	EM-4136			
			Right		1	EM-4269			
	V8 6.2L 379ci	2011-16	LH Front	Complete Unit	1	EM-4289			
			LH Front	Insert	1	EM-4283			
			RH Front	Insert	1	EM-4283			
			Trans	Auto	1			EM-4177	
	V8 6.4L 391ci	2008-10	LH Front	Insert	1	EM-4283			
			RH Front	Complete Unit	1	EM-4288			
			RH Front	Insert	1	EM-4283			
			Trans	Auto; 4WD	1			EM-4187	
			Trans	Auto; RWD	1			EM-4176	
			Trans	Manual; 4WD	1			EM-4187	
	V8 6.7L 406cid	2011-16	Trans	Manual; RWD	1			EM-4176	
			LH Front	Complete Unit	1	EM-4287			
			LH Front	Insert	1	EM-4283			
			RH Front	Complete Unit	1	EM-4288			
			RH Front	Insert	1	EM-4283			
	V8 7.3L 445ci Diesel	1999-03	Trans	Auto	1			EM-4177	
			LH Front		1	EM-3029			
			RH Front		1	EM-3030			
			Trans	Auto; 2WD	1			EM-2884	
			Trans	Auto; 4WD	1			EM-2971	
	Trans	Manual; 2WD	1			EM-2884			

Engine, Transmission, And Torque Strut Mounts

CYL	ENG. SIZE	YEAR	LOCATION	DESCRIPTION	QTY	ENGINE	TORQUE STRUT	TRANSMISSION	
FORD TRUCK (continued)									
F-250 SUPER DUTY PICKUP (continued)									
V8	V8 7.3L 445ci Diesel	1999-03	Trans	Manual; 4WD	1			EM-2971	
V10	V10 6.8L 415ci	2008-10	LH Front	Complete Unit	1	EM-4289			
			LH Front	Insert	1	EM-4283			
		1999-04	Left			1	EM-4022		
		2008-10	RH Front	Insert	1	EM-4283			
		1999-04	Right			1	EM-4021		
		2008-10	Trans	Auto; 4WD	1			EM-4187	
			Trans	Auto; RWD	1			EM-4176	
			Trans	Manual; 4WD	1			EM-4187	
			Trans	Manual; RWD	1			EM-4176	
		1999-07	Trans	2WD	1			EM-2884	
Trans	4WD		1			EM-2971			
F-350 SUPER DUTY PICKUP									
V8	V8 5.4L 330ci	2008-10	LH Front	Complete Unit	1	EM-4289			
			1999-04	LH Front		1	EM-5424		
		2008-10	RH Front		1	EM-5425			
			Trans	Auto; 4WD	1			EM-4187	
		2008-10	Trans	Auto; RWD	1			EM-4176	
			Trans	Manual; 4WD	1			EM-4187	
			Trans	Manual; RWD	1			EM-4176	
			1999-07	Trans	2WD	1			EM-2884
		Trans		4WD	1			EM-2971	
		V8 6.0L 363ci	2003-07	Trans	2WD	1		EM-4024	
	Trans			4WD	1		EM-4023		
	V8 6.0L 363ci Diesel	2005-07	Left		1	EM-4137			
			2003-04	Left		1	EM-4268		
		2005-07	Right		1	EM-4136			
			2003-04	Right		1	EM-4269		
	V8 6.2L 379ci	2011-16	LH Front	Complete Unit	1	EM-4289			
			LH Front	Insert	1	EM-4283			
			RH Front	Insert	1	EM-4283			
			Trans	Auto	1			EM-4177	
	V8 6.4L 391ci	2008-10	LH Front	Insert	1	EM-4283			
			RH Front	Complete Unit	1	EM-4288			
			RH Front	Insert	1	EM-4283			
			Trans	Auto; 4WD	1			EM-4187	
			Trans	Auto; RWD	1			EM-4176	
			Trans	Manual; 4WD	1			EM-4187	
	V8 6.7L 406cid	2011-16	Trans	Manual; RWD	1		EM-4176		
			LH Front	Complete Unit	1	EM-4287			
			LH Front	Insert	1	EM-4283			
			RH Front	Complete Unit	1	EM-4288			
			RH Front	Insert	1	EM-4283			
Trans			Auto	1			EM-4177		
V8 7.3L 445ci Diesel	1999-03	LH Front		1	EM-3029				
		RH Front		1	EM-3030				
		Trans	Auto; 2WD	1			EM-2884		
		Trans	Auto; 4WD	1			EM-2971		
		Trans	Manual; 2WD	1			EM-2884		
		Trans	Manual; 4WD	1			EM-2971		
V10	V10 6.8L 415ci	2008-10	LH Front	Complete Unit	1	EM-4289			
			LH Front	Insert	1	EM-4283			
		1999-04	Left		1	EM-4022			
		2008-10	RH Front	Insert	1	EM-4283			
		1999-04	Right		1	EM-4021			
		2010	Trans	Auto; 4WD	1			EM-4187	
			Trans	Auto; RWD	1			EM-4176	

Engine, Transmission, And Torque Strut Mounts

CYL	ENG. SIZE	YEAR	LOCATION	DESCRIPTION	QTY	ENGINE	TORQUE STRUT	TRANSMISSION	
FORD TRUCK (continued)									
F-350 SUPER DUTY PICKUP (continued)									
V10	V10 6.8L 415ci	2010	Trans	Manual; 4WD	1			EM-4187	
			Trans	Manual; RWD	1			EM-4176	
		2008-10	Trans	Auto; 4WD	1				EM-4187
			Trans	Auto; RWD	1				EM-4176
			Trans	Manual; 4WD	1				EM-4187
			Trans	Manual; RWD	1				EM-4176
		1999-07	Trans	2WD	1				EM-2884
			Trans	4WD	1				EM-2971
LOBO (MEXICAN VEHICLE)									
V8	V8 4.6L 281ci	2009-10	LH Front		1	EM-4143			
			2004	LH Front	Mexican Vehicle; RWD	1	EM-2832		
		2009-10	RH Front		1	EM-4142			
			2004	RH Front	Mexican Vehicle	1	EM-2835		
			Trans	RWD	1				EM-2870
	V8 5.0L 302ci	2011-14	Left		1	EM-4143			
			Right		1	EM-4142			
	V8 5.4L 330ci	2009-10	LH Front		1	EM-4143			
			2002-04	LH Front	Mexican Vehicle; RWD	1	EM-2832		
		2001	LH Front	Mexican Vehicle; RWD	1	EM-2832			
			2009-10	RH Front		1	EM-4142		
		2002-04	RH Front	Mexican Vehicle	1	EM-2835			
			2001	RH Front	Mexican Vehicle	1	EM-2835		
		2002-04	Trans	4WD	1				EM-2871
			Trans	RWD	1				EM-2870
	2001	Trans	RWD	1				EM-2870	
	V8 6.2L 379ci	2011-14	LH Front		1	EM-4143			
			RH Front		1	EM-4142			
	RANGER								
	L4	L4 2.3L 140ci	2001-11	LH Front		1	EM-3078		
RH Front					1	EM-5377			
2001-09			Trans	Auto	1				EM-2639
			Trans	Manual	1				EM-2639
L4 2.5L 153ci		2000-01	LH Front	2WD	1	EM-2853			
			LH Front	4WD	1	EM-2853			
			RH Front	4WD	1	EM-2853			
		1998-01	Trans	Auto	1				EM-2639
Trans	Manual		1				EM-2639		
V6	V6 3.0L 182ci	2005-08	L & R Front	RWD; w/ Coil Spring Susp.	2	EM-2853			
			2002-04	L & R Front	RWD	2	EM-2853		
		2000-01	L & R Front	RWD	2	EM-2853			
			LH Front	4WD	1	EM-2851			
		1991-08	RH Front	4WD	1	EM-2936			
			Trans	Auto	1				EM-2639
		Trans	Manual	1				EM-2639	
	V6 4.0L 245ci	1999-11	LH Front	4WD	1	EM-2851			
			RH Front	4WD	1	EM-2935			
			RH Front	RWD	1	EM-2853			
1990-09		Trans	Auto	1				EM-2639	
	Trans	Manual	1				EM-2639		
FORD VAN									
CLUB WAGON									
V8	V8 6.0L 363ci Diesel	2004-05	LH Front	Turbo	1	EM-5551			
			RH Front	Turbo	1	EM-5578			

Engine, Transmission, And Torque Strut Mounts

CYL	ENG. SIZE	YEAR	LOCATION	DESCRIPTION	QTY	ENGINE	TORQUE STRUT	TRANSMISSION
FORD VAN (continued)								
E-150 ECONOLINE								
V6	V6 4.2L 256ci	1997-03	LH Front		1	EM-3059		
			RH Front		1	EM-3060		
		2003	Trans	Auto	1			EM-2557
			1997-03	Trans	Auto	1		
V8	V8 4.6L 281ci	1997-13	LH Front		1	EM-2930		
			RH Front		1	EM-2929		
		1997-11	Trans	Auto	1			EM-2557
	V8 5.4L 330ci	1997-13	LH Front		1	EM-2930		
			RH Front		1	EM-2929		
		1997-11	Trans	Auto	1			EM-2557
E-250 ECONOLINE								
V6	V6 4.2L 256ci	1997-03	LH Front		1	EM-3059		
			RH Front		1	EM-3060		
			Trans	Auto	1			EM-2557
V8	V8 4.6L 281ci	2003-13	LH Front		1	EM-2930		
			RH Front		1	EM-2929		
		2003-11	Trans	Auto	1			EM-2557
	V8 5.4L 330ci	1997-13	LH Front		1	EM-2930		
			RH Front		1	EM-2929		
1997-11	Trans	Auto	1			EM-2557		
E-350 ECONOLINE								
V8	V8 5.4L 330ci	2007	LH Front	Mexico	1	EM-2930		
		1997-05	LH Front		1	EM-2930		
		2007	RH Front	Mexico	1	EM-2929		
		1997-05	RH Front		1	EM-2929		
		2007	Trans	Auto	1			EM-2557
		1997-05	Trans	Auto	1			EM-2557
	V8 6.0L 363ci	2004-05	Trans		1			EM-2557
	V8 6.0L 363ci Diesel	2004-05	LH Front	Turbo	1	EM-5551		
			RH Front	Turbo	1	EM-5578		
	V8 7.3L 445ci Diesel	1988-03	LH Front		1	EM-2768		
			RH Front		1	EM-2767		
		1988-00	Trans	Auto	1			EM-2557
	V10	V10 6.8L 415ci	2005	Trans	Auto	1		
1997-03			Trans	Auto	1			EM-2557
E-350 SUPER DUTY								
V8	V8 5.4L 330ci	1999-13	LH Front		1	EM-2930		
			RH Front		1	EM-2929		
		1999-12	Trans	Auto	1			EM-2557
	V8 6.0L 363ci	2004-10	Trans		1			EM-2557
	V8 6.0L 363ci Diesel	2004-10	LH Front	Turbo	1	EM-5551		
			RH Front	Turbo	1	EM-5578		
	V8 7.3L 445ci Diesel	1999-03	LH Front		1	EM-2768		
RH Front				1	EM-2767			
Trans			Auto	1			EM-2557	
V10	V10 6.8L 415ci	1999-13	Trans		1			EM-2557
FREESTAR								
V6	V6 3.9L 238ci	2004-07	RH Front		1	EM-3075		
			RH Rear		1	EM-3076		
			Torq Str - Rear		1		EM-3101	
			Trans		1			EM-3106
	V6 4.2L 256ci	2004-07	RH Front		1	EM-3075		
			RH Rear		1	EM-3076		
			Torq Str - Rear		1		EM-3101	
			Trans		1			EM-3106

Engine, Transmission, And Torque Strut Mounts

CYL	ENG. SIZE	YEAR	LOCATION	DESCRIPTION	QTY	ENGINE	TORQUE STRUT	TRANSMISSION
FORD VAN (continued)								
TRANSIT CONNECT								
L4	L4 1.6L 97ci	2014-16	Right	Insert	1	EM-4256		
			Torq Str - Rear L		1		EM-4057	
			Trans - Upper		1			EM-4121
	L4 2.0L 121ci	2010-13	RH Front	Complete Unit	1	EM-4082		
			RH Front	Insert	1	EM-3103		
			Torq Str - Rear		1		EM-2939#	
	L4 2.5L 152ci	2014-17	Right	Complete Unit	1	EM-4152		
			Right	Insert	1	EM-4229		
			Torq Str - Rear L		1		EM-4057	
2014-21			Trans - Upper		1			EM-4121
TRANSIT-150								
L5	L5 3.2L 195ci	2015-17	L & R Front		2	EM-4210		
			Trans		1			EM-4211
V6	V6 3.5L 213ci	2015-17	L & R Front		2	EM-4210		
			Trans		1			EM-4211
V6	V6 3.7L 227ci	2015-17	L & R Front		2	EM-4210		
			Trans		1			EM-4211
TRANSIT-250								
L5	L5 3.2L 195ci	2015-17	L & R Front		2	EM-4210		
			Trans		1			EM-4211
V6	V6 3.5L 213ci	2015-17	L & R Front		2	EM-4210		
			Trans		1			EM-4211
V6	V6 3.7L 227ci	2015-17	L & R Front		2	EM-4210		
			Trans		1			EM-4211
TRANSIT-350								
L5	L5 3.2L 195ci	2015-17	L & R Front		2	EM-4210		
			Trans		1			EM-4211
V6	V6 3.5L 213ci	2015-17	L & R Front		2	EM-4210		
			Trans		1			EM-4211
V6	V6 3.7L 227ci	2015-17	L & R Front		2	EM-4210		
			Trans		1			EM-4211
TRANSIT-350 HD								
L5	L5 3.2L 195ci	2015-17	L & R Front		2	EM-4210		
			Trans		1			EM-4211
V6	V6 3.5L 213ci	2015-17	L & R Front		2	EM-4210		
			Trans		1			EM-4211
V6	V6 3.7L 227ci	2015-17	L & R Front		2	EM-4210		
			Trans		1			EM-4211
WINDSTAR								
V6	V6 3.0L 182ci	1995-00	RH Front		1	EM-2623		
			RH Rear		1	EM-2622		
			Trans		1			EM-2686
	V6 3.8L 232ci	1999-03	RH Front		1	EM-2931		
			RH Rear		1	EM-2813		
Trans		1			EM-2717			
FORD MEDIUM/HEAVY DUTY								
E-450 SUPER DUTY								
V8	V8 5.4L 330ci	2006-13	LH Front		1	EM-2930		
		2000-04	LH Front		1	EM-2930		
		2006-13	RH Front		1	EM-2929		
		2000-04	RH Front		1	EM-2929		
		2006-13	Trans		1			EM-2557
		2004	Trans		1			EM-2557

= Available in the Westar Gold Line

Engine, Transmission, And Torque Strut Mounts

CYL	ENG. SIZE	YEAR	LOCATION	DESCRIPTION	QTY	ENGINE	TORQUE STRUT	TRANSMISSION
FORD MEDIUM/HEAVY DUTY (continued)								
E-450 SUPER DUTY (continued)								
V8	V8 6.0L 363ci	2004-07	Trans		1			EM-2557
	V8 6.0L 363ci Diesel	2004-10	LH Front	Turbo	1	EM-5551		
			RH Front	Turbo	1	EM-5578		
	V8 7.3L 445ci Diesel	2000-03	LH Front		1	EM-2768		
			RH Front		1	EM-2767		
		Trans	Auto	1			EM-2557	
V10	V10 6.8L 415ci	2000-13	Trans	Auto	1			EM-2557
E-550 SUPER DUTY								
V8	V8 7.3L 445ci Diesel	2003	LH Front		1	EM-2768		
			RH Front		1	EM-2767		
			Trans	Auto	1			EM-2557
V10	V10 6.8L 415ci	2003	Trans		1			EM-2557
F-450 SUPER DUTY PICKUP								
V8	V8 6.0L 363ci Diesel	2005-07	Left		1	EM-4137		
			Right		1	EM-4136		
		2003-07	Trans	4 X 2; RWD	1			EM-4024
			Trans	4 X 4; 4WD	1			EM-4023
	V8 6.4L 391ci	2008-10	LH Front	Insert	1	EM-4283		
			RH Front	Complete Unit	1	EM-4288		
			RH Front	Insert	1	EM-4283		
	V8 6.7L 406cid	2011-16	LH Front	Complete Unit	1	EM-4287		
			LH Front	Insert	1	EM-4283		
			RH Front	Complete Unit	1	EM-4288		
			RH Front	Insert	1	EM-4283		
	V8 7.3L 445ci Diesel	1999-03	LH Front		1	EM-3029		
			RH Front		1	EM-3030		
			Trans	4 X 2; RWD	1			EM-2884
			Trans	Auto; 4 X 2 (2WD)	1			EM-2884
Trans			Auto; 4 X 4 (4WD)	1			EM-2971	
Trans			Manual; 4 X 2 (2WD)	1			EM-2884	
		Trans	Manual; 4 X 4 (4WD)	1			EM-2971	
V10	V10 6.8L 415ci	2018	LH Front	Complete Unit	1	EM-4289		
			LH Front	Insert	1	EM-4283		
		1999-04	Left		1	EM-4022		
		2018	RH Front	Insert	1	EM-4283		
		1999-04	Right		1	EM-4021		
		2011-16	Trans	Auto; 4 X 2 (2WD)	1			EM-4177
			Trans	Auto; 4 X 4 (4WD)	1			EM-4177
		2010	Trans	Auto; 2WD; From 2/22/2010	1			EM-4177
			Trans	Auto; 4WD; From 2/22/2010	1			EM-4177
		1999-07	Trans	4 X 2; RWD	1			EM-2884
		Trans	4 X 4; 4WD	1			EM-2971	
F-550 SUPER DUTY PICKUP								
V8	V8 6.0L 363ci Diesel	2005-07	Left		1	EM-4137		
			Right		1	EM-4136		
		2003-07	Trans	4 X 2; RWD	1			EM-4024
			Trans	4 X 4; 4WD	1			EM-4023
	V8 6.4L 391ci	2008-10	LH Front	Insert	1	EM-4283		
			RH Front	Complete Unit	1	EM-4288		
			RH Front	Insert	1	EM-4283		
	V8 6.7L 406cid	2011-16	LH Front	Complete Unit	1	EM-4287		
			LH Front	Insert	1	EM-4283		
			RH Front	Complete Unit	1	EM-4288		
			RH Front	Insert	1	EM-4283		
	V8 7.3L 445ci Diesel	1999-03	LH Front		1	EM-3029		
			RH Front		1	EM-3030		
		2000-03	Trans	Auto; 4 X 2 (2WD)	1			EM-2884

Engine, Transmission, And Torque Strut Mounts

CYL	ENG. SIZE	YEAR	LOCATION	DESCRIPTION	QTY	ENGINE	TORQUE STRUT	TRANSMISSION
FORD MEDIUM/HEAVY DUTY (continued)								
F-550 SUPER DUTY PICKUP (continued)								
V8	V8 7.3L 445ci Diesel	2000-03	Trans	Auto; 4 X 4 (4WD)	1			EM-2971
			Trans	Manual; 4 X 2 (2WD)	1		EM-2884	
			Trans	Manual; 4 X 4 (4WD)	1		EM-2971	
V10	V10 6.8L 415ci	2018	LH Front	Complete Unit	1	EM-4289		
			LH Front	Insert	1	EM-4283		
		1999-04	Left		1	EM-4022		
			2018	RH Front	Insert	1	EM-4283	
		1999-04	Right		1	EM-4021		
			2011-16	Trans	Auto; 4 X 2 (2WD)	1		
		Trans		Auto; 4 X 4 (4WD)	1			EM-4177
		2010	Trans	Auto; 2WD; From 2/22/2010	1			EM-4177
			Trans	Auto; 4WD; From 2/22/2010	1			EM-4177
		1999-07	Trans	4 X 2; RWD	1			EM-2884
Trans	4 X 4; 4WD		1			EM-2971		
FREIGHTLINER								
SPRINTER 2500								
L4	L4 2.1L 131ci	2014-16	L & R Front		2	EM-7265		
			Trans		1		EM-7159	
L5	L5 2.7L 165ci	2003-06	L & R Front		2	EM-3190		
			Trans		1		EM-3189	
V6	V6 3.0L 2987cc	2007-16	L & R Front		2	EM-7265		
			Trans	Auto	1		EM-7159	
	V6 3.5L 3498cc	2007-08	L & R Front		2	EM-7265		
			Trans	Auto	1		EM-7159	
SPRINTER 3500								
L4	L4 2.1L 131ci	2014-16	L & R Front		2	EM-7265		
			Trans		1		EM-7159	
V6	V6 3.0L 2987cc	2007-16	L & R Front		2	EM-7265		
			Trans	Auto	1		EM-7159	
	V6 3.5L 3498cc	2007-08	Trans	Auto	1		EM-7159	
			Trans	Auto	1		EM-7159	
GMC SPORT UTILITY								
ACADIA								
L4	L4 2.0L 122ci	2020-21	Trans - Center		1			EM-4437
	L4 2.5L 153ci	2019-21	Trans - Center		1			EM-4437
V6	V6 3.6L 217ci	2009-16	Front		1	EM-4037		
		2007-08	Front		1	EM-3192		
		2009-16	Rear		1	EM-4035		
		2007-08	Rear		1	EM-3192		
		2009-17	Torq Str - Right		1		EM-3141	
		2007-08	Torq Str - Right	Bracket Only	1		EM-3143	
			Torq Str - Right	Strut	1		EM-3133	
		2017-20	Trans - Center	FWD	1			EM-4371
		2009-16	Trans		1			EM-4036
2007-08	Trans		1			EM-4253		
ENVOY								
L6	L6 4.2L 256ci	2002-09	L & R Front		2	EM-3021		
		2002-07	Trans		1			EM-3027
V8	V8 5.3L 325ci	2005-09	LH Front		1	EM-5694		
			RH Front		1	EM-5693		
		2005	Trans	RWD	1			EM-4119

Engine, Transmission, And Torque Strut Mounts

CYL	ENG. SIZE	YEAR	LOCATION	DESCRIPTION	QTY	ENGINE	TORQUE STRUT	TRANSMISSION
GMC SPORT UTILITY (continued)								
ENVOY XL / XUV								
L6	L6 4.2L 256ci	2002-06	Trans		1			EM-3027
V8	V8 5.3L 325ci	2005-06	LH Front		1	EM-5694		
			RH Front		1	EM-5693		
JIMMY								
V6	V6 4.3L 262ci	1996-05	L & R Front		2	EM-2802		
		2002-05	Trans	Auto; 4WD	1			EM-2638
		1995-01	Trans	Auto; 4WD	1			EM-2839
			Trans	Auto; RWD	1			EM-2394
			Trans	Manual; 4WD	1			EM-2839
			Trans	Manual; RWD	1			EM-2394
TERRAIN								
L4	L4 1.5L 91ci	2018-21	Right		1	EM-4411		
			Torq Str - Rear L	FWD	1		EM-4379	
			Trans	FWD	1			EM-4419
	L4 1.6L 98ci	2018-19	Torq Str - Rear L	FWD	1		EM-4379	
	L4 2.0L 122ci	2018-20	Torq Str - Rear L	FWD	1		EM-4379	
	L4 2.0L 122ci	2018-21	Right		1	EM-4420		
			2018-20	Trans	FWD	1		
	L4 2.4L 145ci	2010-15	Right		1	EM-4161		
			Trans - Center		1			EM-4192
			Trans - Front		1			EM-4111
			Trans - Rear		1			EM-4135
	V6	V6 3.0L 182ci	2010-12	Front		1	EM-4155	
Trans - Center					1			EM-4180
Trans - Front					1			EM-4175
Trans - Rear					1			EM-4135
V6 3.6L 217ci		2013-17	Front		1	EM-4155		
			2013-16	Trans - Center		1		
		2013-16	Trans - Front		1			EM-4175
			Trans - Rear		1			EM-4135
YUKON								
V8	V8 4.8L 294ci	2001-06	L & R Front		2	EM-2909#		
		2007-09	LH Front	2WD	1	EM-4000		
			RH Front		1	EM-4017		
		2000-09	Trans	2WD	1			EM-2811
			Trans	4WD	1			EM-2638
		V8 5.3L 325ci	2007-12	L & R Front		2	EM-5583#	
	2001-06		L & R Front		2	EM-2909#		
	2015-20		LH Front		1	EM-4173		
			RH Front		1	EM-4174		
	2006-14		Trans	2WD	1			EM-2811
			Trans	4WD	1			EM-2638
	2000-05		Trans	2WD	1			EM-2811
			Trans	4WD	1			EM-2638
	V8 6.0L 364ci	2008-13	L & R Front		2	EM-5583#		
		2001-06	L & R Front		2	EM-2909#		
		2008-13	Trans	4WD; Auto	1			EM-2638
			Trans	Auto; 2WD	1			EM-2811
		2001-06	Trans	Auto; AWD	1			EM-2638
	V8 6.2L 376ci	2007-14	L & R Front		2	EM-5583#		
		2015-20	LH Front		1	EM-4173		
			RH Front		1	EM-4174		
		2007-14	Trans	AWD	1			EM-2638

= Available in the Westar Gold Line

Engine, Transmission, And Torque Strut Mounts

CYL	ENG. SIZE	YEAR	LOCATION	DESCRIPTION	QTY	ENGINE	TORQUE STRUT	TRANSMISSION	
GMC SPORT UTILITY (continued)									
YUKON XL									
V8	V8 5.3L 325ci	2015-20	LH Front		1	EM-4173			
			RH Front		1	EM-4174			
	V8 6.2L 376ci	2015-20	LH Front		1	EM-4173			
			RH Front		1	EM-4174			
YUKON XL 1500									
V8	V8 5.3L 325ci	2007-14	L & R Front		2	EM-5583#			
		2000-06	L & R Front		2	EM-2909#			
		2007-14	Trans	Auto; 2WD		1			EM-2811
			Trans	Auto; 4WD		1			EM-2638
		2006	Trans	Auto; 2WD		1			EM-2811
		2000-03	Trans	2WD		1			EM-2811
	Trans		4WD		1			EM-2638	
	V8 6.0L 364ci	2007-09	L & R Front		2	EM-5583#			
			Trans	2WD		1		EM-2811	
			Trans	4WD		1		EM-2638	
	2001-06	Trans	Auto; AWD		1			EM-2638	
		V8 6.2L 378ci	2007-14	L & R Front		2	EM-5583#		
Trans	AWD				1		EM-2638		
YUKON XL 2500									
V8	V8 6.0L 364ci	2007-12	L & R Front		2	EM-5583#			
		2000-06	L & R Front		2	EM-2909#			
		2000-13	Trans	2WD		1			EM-2817
			Trans	4WD		1			EM-2638
	V8 8.1L 496ci	2001-06	L & R Front		2	EM-5353			
			Trans		1			EM-2839	
GMC TRUCK									
C25/C2500 PICKUP									
V8	V8 5.7L 350ci	1988-00	L & R Front		2	EM-2621			
		1995-00	Trans	Auto; 2WD		1			EM-2817
			Trans	Manual; 2WD		1			EM-2817
	V8 6.5L 395ci Diesel	1992-00	L & R Front		2	EM-2621			
			Trans	Auto; 2WD		1		EM-2817	
			Trans	Manual; 2WD		1		EM-2817	
	V8 7.4L 454ci	1991-00	L & R Front		2	EM-2621			
			1996-00	Trans	Auto; 2WD		1		EM-2817
				Trans	Manual; 2WD		1		EM-2817
C35/C3500 PICKUP									
V8	V8 5.7L 350ci	1988-00	L & R Front		2	EM-2621			
		1995-00	Trans	Auto; 2WD		1			EM-2817
			Trans	Manual; 2WD		1			EM-2817
	V8 6.5L 395ci Diesel	1992-00	L & R Front		2	EM-2621			
			Trans	Auto; 2WD		1		EM-2817	
			Trans	Manual; 2WD		1		EM-2817	
	V8 7.4L 454ci	1988-00	L & R Front		2	EM-2621			
			1996-00	Trans	Auto; 4L80E (MT1)		1		EM-2817
				Trans	Manual, C310, C314 & C318		1		EM-2638
Trans	Manual, FleetSide		1			EM-2817			
CANYON									
L4	L4 2.5L 153ci	2015-18	Right		1	EM-4238			
			Trans	Manual		1		EM-4196	
	L4 2.8L 169ci	2004-06	LH Front		1	EM-3121			
			RH Front		1	EM-3120			
			2006	Trans	4WD		1		EM-2638
2004-05	Trans	2WD		1		EM-3122			

= Available in the Westar Gold Line

Engine, Transmission, And Torque Strut Mounts

CYL	ENG. SIZE	YEAR	LOCATION	DESCRIPTION	QTY	ENGINE	TORQUE STRUT	TRANSMISSION	
GMC TRUCK (continued)									
CANYON (continued)									
L4	L4 2.8L 169ci	2004-05	Trans	4WD	1			EM-2638	
	L4 2.8L 171 ci Diesel	2016-18	Right		1	EM-4238			
	L4 2.9L 178ci	2007-12	LH Front			1	EM-3121		
			RH Front			1	EM-3120		
			Trans	Auto; 2WD		1			EM-3122
			Trans	Auto; 4WD		1			EM-2638
			Trans	Manual; 2WD		1			EM-3122
Trans	Manual; 4WD		1			EM-2638			
L5	L5 3.5L 211ci	2004-06	LH Front		1	EM-3121			
			RH Front		1	EM-3120			
			Trans	Auto; 2WD		1			EM-3122
			Trans	Auto; 4WD		1			EM-2638
			Trans	Manual; 2WD		1			EM-3122
	Trans	Manual; 4WD		1			EM-2638		
	L5 3.7L 223ci	2007-12	LH Front			1	EM-3121		
			RH Front			1	EM-3120		
			Trans	Auto; 2WD		1			EM-3122
			Trans	Auto; 4WD		1			EM-2638
Trans			Manual; 2WD		1			EM-3122	
Trans	Manual; 4WD		1			EM-2638			
V6	V6 3.6L 217ci	2015-18	Left		1	EM-4237			
			Right		1	EM-4238			
			Trans	RWD, Auto		1			EM-4196
V8	V8 5.3L 325ci	2009-12	LH Front		1	EM-4231			
			RH Front		1	EM-4232			
			Trans	Auto		1			EM-3172
K25/K2500 PICKUP									
V8	V8 5.7L 350ci	1988-00	L & R Front		2	EM-2637			
			Trans	Auto		1			EM-2638
			Trans	Manual		1			EM-2638
	V8 6.5L 395ci Diesel	1992-00	L & R Front		2	EM-2637			
			Trans	Auto		1			EM-2638
			Trans	Manual		1			EM-2638
	V8 7.4L 454ci	1991-00	L & R Front		2	EM-2637			
			Trans	Auto		1			EM-2638
			Trans	Manual		1			EM-2638
K35/K3500 PICKUP									
V8	V8 5.7L 350ci	1988-00	L & R Front		2	EM-2637			
			Trans	Auto		1			EM-2638
			Trans	Manual		1			EM-2638
	V8 6.5L 395ci Diesel	1992-00	L & R Front		2	EM-2637			
			Trans	Auto		1			EM-2638
			Trans	Manual		1			EM-2638
	V8 7.4L 454ci	1988-00	L & R Front		2	EM-2637			
			Trans	Auto		1			EM-2638
			Trans	Manual		1			EM-2638
SIERRA 1500									
V6	V6 4.3L 262ci	2007-13	L & R Front		2	EM-4073			
		1999-06	L & R Front		2	EM-2994			
		2014-18	LH Front		1	EM-4173			
			RH Front		1	EM-4174			
		2008-13	Trans	4WD		1			EM-4368
			Trans	4WD		1			EM-2638
		2007	Trans	RWD		1			EM-2811
			Trans	Classic SL and Classic WT, 4WD		1			EM-2638
		Trans	Classic SL and Classic WT, RWD		1			EM-2811	

Engine, Transmission, And Torque Strut Mounts

CYL	ENG. SIZE	YEAR	LOCATION	DESCRIPTION	QTY	ENGINE	TORQUE STRUT	TRANSMISSION
GMC TRUCK (continued)								
SIERRA 1500 (continued)								
V6	V6 4.3L 262ci	2007	Trans	WT, 4WD	1			EM-2638
		1999-06	Trans	4WD	1			EM-2638
			Trans	RWD	1			EM-2811
V8	V8 4.8L 294ci	2007	L & R Front	Classic Body Style	2	EM-2909#		
		1999-06	L & R Front		2	EM-2909#		
		2008-13	LH Front		1	EM-4000		
		2007	LH Front	New Body Style	1	EM-4000		
		2008-13	RH Front		1	EM-4017		
		2007	RH Front	New Body Style	1	EM-4017		
		2007-12	Trans	4WD	1			EM-3172
			Trans	RWD	1			EM-2811
		1999-06	Trans	4WD	1			EM-2638
			Trans	RWD	1			EM-2811
	V8 5.3L 325ci	2008-13	L & R Front		2	EM-5583#		
			2007	L & R Front	Gas; New Body Style	2	EM-5583#	
		2007	L & R Front	Gas; Old Body Style	2	EM-2909#		
			2006	L & R Front		2	EM-2909#	
		1999-05	L & R Front		2	EM-2909#		
		2014-18	LH Front		1	EM-4173		
			RH Front		1	EM-4174		
		2006-14	Trans	4WD	1			EM-2638
			Trans	RWD	1			EM-2811
		1999-05	Trans	4WD	1			EM-2638
	Trans		RWD	1			EM-2811	
	V8 6.0L 364ci	2008-12	L & R Front		2	EM-5583#		
			2007	L & R Front	New Body Style	2	EM-5583#	
		2007	L & R Front	Old Body Style	2	EM-2909#		
2002-06			L & R Front		2	EM-2909#		
2005-13		Trans	4WD	1			EM-2638	
		Trans	RWD	1			EM-2811	
2002-04	Trans	AWD	1			EM-2638		
V8 6.2L 376ci	2007-13	L & R Front		2	EM-5583#			
		2014-18	LH Front		1	EM-4173		
	2014-18	RH Front		1	EM-4174			
		2009-14	Trans	4WD	1		EM-2638	
	2009-14	Trans	RWD	1			EM-2811	
		2007-08	Trans	AWD	1		EM-2638	
2007-08	Trans	RWD	1			EM-2811		
SIERRA 1500 CLASSIC								
V6	V6 4.3L 262ci	2007	L & R Front		2	EM-2994		
			Trans	Classic SL and Classic WT, 4WD	1			EM-2638
			Trans	Classic SL and Classic WT, RWD	1			EM-2811
			Trans	WT, 4WD	1			EM-2638
V8	V8 4.8L 294ci	2007	L & R Front		2	EM-2909#		
			Trans	4WD	1			EM-2638
			Trans	RWD	1			EM-2811
	V8 5.3L 325ci	2007	L & R Front	Gas; Old Body Style	2	EM-2909#		
			Trans	4WD	1			EM-2638
			Trans	RWD	1			EM-2811
V8 6.0L 364ci	2007	L & R Front	Old Body Style	2	EM-2909#			
		Trans	4WD	1			EM-2638	
		Trans	RWD	1			EM-2811	

= Available in the Westar Gold Line

Engine, Transmission, And Torque Strut Mounts

CYL	ENG. SIZE	YEAR	LOCATION	DESCRIPTION	QTY	ENGINE	TORQUE STRUT	TRANSMISSION	
GMC TRUCK (continued)									
SIERRA 1500 HD									
V8	V8 6.0L 364ci	2005-06	L & R Front		2	EM-2909#			
		2001-03	L & R Front		2	EM-2909#			
		2005-06	Trans	2WD	1			EM-2811	
			Trans	4WD	1			EM-2638	
		2001-03	Trans	2WD	1			EM-2811	
Trans	4WD		1			EM-2638			
SIERRA 1500 HD CLASSIC									
V8	V8 6.0L 364ci	2007	L & R Front	Old Body Style; w/ Heat Shield	2	EM-5423			
			L & R Front	Old Body Style; w/o Heat Shield	2	EM-2909#			
			Trans	4WD	1			EM-2638	
			Trans	RWD	1			EM-2811	
SIERRA 2500									
V8	V8 5.3L 325ci	1999-00	L & R Front		2	EM-2909#			
			Trans	2WD	1			EM-2811	
			Trans	4WD	1			EM-2638	
	V8 6.0L 364ci	1999-04	L & R Front	w/HeatShield	2	EM-5423			
			L & R Front	w/o Heat Shield	2	EM-2909#			
			Trans	2WD	1			EM-2811	
			Trans	4WD	1			EM-2638	
SIERRA 2500 HD									
V8	V8 6.0L 364ci	2011-17	L & R Front		2	EM-4163			
		2008-10	L & R Front		2	EM-5583#			
		2001-07	L & R Front	w/HeatShield	2	EM-5423			
			L & R Front	w/o Heat Shield	2	EM-2909#			
		2011-19	Trans	Auto; RWD	1			EM-4319	
		2001-06	Trans	4WD	1			EM-2638	
			Trans	RWD	1			EM-2811	
		V8 6.6L 400ci Diesel	2011-16	LH Front		1	EM-4249		
			2001-10	Left	Complete Unit	1	EM-5582		
	Left			w/o Heat Shield	1	EM-3102			
	2011-16		RH Front		1	EM-4249			
	2001-10		Right		1	EM-3102			
	2011-16		Trans	Auto; 4WD	1			EM-4159	
			Trans	Auto; RWD	1			EM-4156	
	2007-10		Trans	GM Transmission	1			EM-2839	
	2001-06		Trans		1			EM-2839	
	V8 8.1L 496ci	2001-06	L & R Front		2	EM-5353			
			Trans		1			EM-2839	
SIERRA 2500 HD CLASSIC									
V8	V8 6.0L 364ci	2007	L & R Front	Old Body Style; w/ Heat Shield	2	EM-5423			
			L & R Front	Old Body Style; w/o Heat Shield	2	EM-2909#			
			Trans	4WD	1			EM-2638	
			Trans	RWD	1			EM-2811	
	V8 6.6L 400ci Diesel	2007	Left	Complete Unit	1	EM-5582			
			Left	w/o Heat Shield	1	EM-3102			
			Right		1	EM-3102			
	V8 8.1L 496ci	2007	Trans	2WD	1			EM-2839	
			L & R Front		2	EM-5353			
			Trans		1			EM-2839	
SIERRA 3500									
V8	V8 6.0L 364ci	2001-06	L & R Front	w/HeatShield	2	EM-5423			
			L & R Front	w/o Heat Shield	2	EM-2909#			
		2004-06	Trans	4WD	1			EM-2638	
		2001-03	Trans	2WD	1			EM-2811	

= Available in the Westar Gold Line

Engine, Transmission, And Torque Strut Mounts

CYL	ENG. SIZE	YEAR	LOCATION	DESCRIPTION	QTY	ENGINE	TORQUE STRUT	TRANSMISSION
GMC TRUCK (continued)								
SIERRA 3500 (continued)								
V8	V8 6.0L 364ci	2001-03	Trans	4WD	1			EM-2638
	V8 6.6L 400ci Diesel	2001-06	LH Front		1	EM-3102		
			RH Front	Complete Unit	1	EM-5582		
			RH Front	w/o Heat Shield	1	EM-3102		
			Trans		1			EM-2839
	V8 8.1L 496ci	2001-06	L & R Front		2	EM-5353		
		Trans		1			EM-2839	
SIERRA 3500 CLASSIC								
V8	V8 6.0L 364ci	2007	L & R Front	Old Body Style; w/ Heat Shield	2	EM-5423		
			L & R Front	Old Body Style; w/o Heat Shield	2	EM-2909#		
			Trans	4WD	1			EM-2638
			Trans	RWD	1			EM-2811
	V8 6.6L 400ci Diesel	2007	Left	Complete Unit	1	EM-5582		
			Left	w/o Heat Shield	1	EM-3102		
			Right		1	EM-3102		
			Trans	2WD	1			EM-2839
	V8 8.1L 496ci	2007	L & R Front		2	EM-5353		
			Trans		1			EM-2839
SIERRA 3500 HD								
V8	V8 6.0L 364ci	2011-17	L & R Front		2	EM-4163		
		2007-10	L & R Front		2	EM-5583#		
		2011-19	Trans	Auto; RWD	1			EM-4319
	V8 6.6L 400ci Diesel	2007-10	LH Front		1	EM-4249		
			LH Front		1	EM-3102		
			RH Front		1	EM-4249		
			RH Front	Complete Unit	1	EM-5582		
			RH Front	w/o Heat Shield	1	EM-3102		
			Trans	Auto; 4WD	1			EM-4159
			Trans	Auto; RWD	1			EM-4156
2007-10	Trans	GM Transmission	1			EM-2839		
SONOMA								
L4	L4 2.2L 134ci	1994-03	L & R Front	Insert	2	EM-2819		
			LH Front	Complete Unit	1	EM-5426		
			RH Front	Complete Unit	1	EM-5350		
		1998-03	Trans	Auto	1			EM-2957
			Trans	Manual	1			EM-2957
V6	V6 4.3L 262ci	1996-04	L & R Front		2	EM-2802		
		2004	Trans	Auto	1			EM-2638
		1995-03	Trans	Auto; 4WD	1			EM-2638
			Trans	Auto; RWD	1			EM-2394
			Trans	Manual; 4WD	1			EM-2638
			Trans	Manual; RWD	1			EM-2394
GMC VAN								
SAFARI								
V6	V6 4.3L 262ci	1985-05	L & R Front		2	EM-2436		
		1994-05	Trans	AWD	1			EM-2839
			Trans	RWD	1			EM-2879
SAVANA 1500								
V6	V6 4.3L 262ci	2003-12	L & R Front		2	EM-3177		
		1996-02	L & R Front		2	EM-2621		
		2003-14	Trans		1			EM-4118
		1997-02	Trans		1			EM-2817
			Trans		1			EM-2817
V8	V8 5.0L 305ci	1999-02	L & R Front		2	EM-2621		
			Trans		1			EM-2816

= Available in the Westar Gold Line

Engine, Transmission, And Torque Strut Mounts

CYL	ENG. SIZE	YEAR	LOCATION	DESCRIPTION	QTY	ENGINE	TORQUE STRUT	TRANSMISSION
GMC VAN (continued)								
SAVANA 1500 (continued)								
V8	V8 5.3L 325ci	2003-14	L & R Front	RWD	2	EM-5354		
			LH Front	AWD	1	EM-3175		
			RH Front	AWD	1	EM-5354		
			Trans	RWD	1		EM-3098	
			Trans	AWD	1		EM-4108	
	V8 5.7L 350ci	1999-02	L & R Front		2	EM-2621		
			Trans		1			EM-2817
SAVANA 2500								
V6	V6 4.3L 262ci	1999-02	L & R Front		2	EM-2621		
		2003-05	Trans		1			EM-4118
		1999-02	Trans		1			EM-2817
V8	V8 4.8L 294ci	2006-17	L & R Front	RWD	2	EM-5354		
		2003-05	L & R Front	RWD	2	EM-5354		
			LH Front	AWD	1	EM-3175		
			RH Front	AWD	1	EM-5354		
		2003-16	Trans	RWD	1			EM-3098
	V8 5.0L 305ci	1999-02	L & R Front		2	EM-2621		
			Trans		1			EM-2816
	V8 5.3L 325ci	2003-05	L & R Front	RWD	2	EM-5354		
			LH Front	AWD	1	EM-3175		
			RH Front	AWD	1	EM-5354		
			Trans	RWD	1			EM-3098
			Trans	AWD	1			EM-2638
	V8 5.7L 350ci	1999-02	L & R Front		2	EM-2621		
			Trans		1			EM-2817
	V8 6.0L 364ci	2003-17	L & R Front	RWD	2	EM-5354		
2006-20		Trans - Front		1			EM-3098	
2003-05		Trans	RWD	1			EM-3098	
		Trans	AWD	1			EM-2638	
V8 6.5L 395ci Diesel	1999-02	L & R Front		2	EM-2621			
		Trans		1			EM-2816	
V8 6.6L 403ci	2006-16	Left		1	EM-4421			
		Trans	Turbo	1			EM-5663	
SAVANA 3500								
V8	V8 4.8L 294ci	2006-17	L & R Front	RWD	2	EM-5354		
		2006-16	Trans	RWD	1			EM-3098
	V8 5.7L 350ci	1999-02	L & R Front		2	EM-2621		
			Trans		1			EM-2817
	V8 6.0L 364ci	2003-20	L & R Front		2	EM-5354		
		2003-17	Trans		1			EM-3098
	V8 6.5L 395ci Diesel	1996-02	L & R Front		2	EM-2621		
			Trans		1			EM-2816
	V8 6.6L 403ci	2006-16	Left		1	EM-4421		
			Trans	Turbo	1			EM-5663
V8 7.4L 454ci	1999-00	L & R Front		2	EM-2621			
		Trans	Auto	1			EM-2816	
V8 8.1L 496ci	2001-02	L & R Front		2	EM-2621			
		Trans	Auto	1			EM-2816	
GMC MEDIUM/HEAVY DUTY TRUCK								
SAVANA 4500								
V8	V8 6.0L 364ci	2009-20	L & R Front		2	EM-5354		
	V8 6.6L 403ci	2009-16	Left		1	EM-4421		
			Trans		1			EM-5663

Engine, Transmission, And Torque Strut Mounts

CYL	ENG. SIZE	YEAR	LOCATION	DESCRIPTION	QTY	ENGINE	TORQUE STRUT	TRANSMISSION		
HONDA PASSENGER CAR										
ACCORD										
L4	L4 2.0L 1993cc	2017	Right	Hybrid	1	EM-7134				
		2014-15	Right	Hybrid	1	EM-7134				
	L4 2.3L 2254cc	1998-02	Front			1	EM-8801			
			LH Front			1	EM-8899			
			Rear		Auto	1	EM-8845			
			Rear		Manual	1	EM-8849			
		2000-02	Trans		Auto	1			EM-8983	
			Trans		Manual	1			EM-8971	
	L4 2.4L 2354cc	2009-12	Front			1	EM-9488			
			2003-07	Front	Hydraulic Mount; Auto	1	EM-9247			
		2009-12	LH Rear		Auto	1	EM-9443			
			LH Rear		Manual	1	EM-9554			
		2008	LH Rear		Auto	1	EM-9443			
			LH Rear		Manual	1	EM-9554			
		2003-07	Rear		Hydraulic Mount	1	EM-9194			
		2009-12	Right			1	EM-9457			
		2008	Right		Auto	1	EM-9457			
		2003-07	Right			1	EM-9297			
		2010-12	Trans - Front		Auto		1			EM-9225
			Trans - Lower		US & Canada; Auto		1			EM-9428
			Trans - Lower		US & Canada; Manual		1			EM-9459
			Trans - Lower		Mexico; Auto		1			EM-9428
			2008-09	Trans - Lower		Auto	1			EM-9428
			Trans - Lower		Manual		1			EM-9459
	2010-12	Trans - Upper		Mexico; Auto		1			EM-9459	
		L4 2.4L 2356cc	2013-17	Front	Gas; Auto	1	EM-7179			
	Rear			Gas; Auto	1	EM-7155				
	Rear			Gas; Manual	1	EM-7385				
	Right			Gas	1	EM-7134				
	Right			Hybrid	1	EM-7134				
	Trans - Lower			Gas; Auto	1			EM-7178		
	Trans - Upper			Gas; Auto	1			EM-7129		
	V6	V6 3.0L 2977cc	2003-05	Front	US & Canada; Gas Engine Hydraulic Mount; Auto	1	EM-9247			
Front				Mexico; Hydraulic Mount; Auto	1	EM-9247				
Rear				US & Canada; Gas Engine Hydraulic Mount	1	EM-9451				
Rear				Mexico; Hydraulic Mount	1	EM-9451				
Right				US & Canada; Gas Engine; Aut	1	EM-9297				
Right				US & Canada; Gas Engine Manual	1	EM-5787				
Right				Mexico; Auto	1	EM-9297				
Right				Gas; Auto	1	EM-9247				
V6 3.0L 2997cc		2007	Front	Gas; Manual	1	EM-5790				
			2006	Front	Gas; Auto	1	EM-9247			
			Front	Gas; Manual	1	EM-5790				
		2005-07	Front	Hybrid	1	EM-5903				
		1998-02	Front		1	EM-9185				
			RH Front		1	EM-8974#				
		2007	Rear	Gas	1	EM-9451				
		2006	Rear	Gas	1	EM-9451				
		1998-02	Rear		1	EM-9149				
		2007	Right	Gas; Auto	1	EM-9297				
			Right	Gas; Manual	1	EM-5787				
		2006	Right	Gas; Auto	1	EM-9297				
			Right	Gas; Manual	1	EM-5787				
		2006-07	Trans - Front	Auto	1			EM-9220		
		2005	Trans - Front	Auto; EX	1			EM-9220		

= Available in the Westar Gold Line

Engine, Transmission, And Torque Strut Mounts

CYL	ENG. SIZE	YEAR	LOCATION	DESCRIPTION	QTY	ENGINE	TORQUE STRUT	TRANSMISSION		
HONDA PASSENGER CAR (continued)										
ACCORD (continued)										
V6	V6 3.0L 2997cc	2003-04	Trans - Front	Auto	1			EM-9215		
			Trans - Front	Auto; EX	1			EM-9409		
		1998-02	Trans - Front		1				EM-8898	
		2003-04	Trans - Front Upper		1				EM-9220	
			1998-02	Trans - Rear		1			EM-8986	
	V6 3.5L 3471cc	2014-17	Front	Auto	1	EM-7179				
			2008-13	Front	US & Canada; Manual; Coupe	1	EM-7038			
				Front	US & Canada; Sedan	1	EM-5793			
		2014-17	Front	Mexico; Sedan	1	EM-5793				
			Rear	Auto	1	EM-5875				
		2008-13	Rear	US & Canada; Auto	1	EM-5875				
			Rear	US & Canada; Manual	1	EM-9554				
			Rear	Mexico; Auto	1	EM-5875				
		2013-17	Right	US & Canada	1	EM-9467				
			Right	Mexico	1	EM-9467				
2013-17	Trans - Lower	Auto	1				EM-7231			
2008-12	Trans - Lower	Auto	1				EM-9439			
	Trans - Lower	Manual	1				EM-9516			
ACCORD CROSSTOUR										
V6	V6 3.5L 3471cc	2010-11	Front		1	EM-5793				
			Rear		1	EM-5875				
			Trans - Lower		1			EM-9439		
			Trans - Upper		1			EM-9516		
CITY (MEXICO)										
L4	L4 1.5L 1497cc	2010-13	Front		1	EM-5872				
CIVIC										
L4	L4 1.3L 1339cc	2006-11	RH Front		1	EM-5906				
			2003-05	Rear		1	EM-8973			
		2006-11	Right		1	EM-5376				
			Torq Str - Rear		1			EM-9553		
			Trans		1				EM-9617	
	L4 1.5L 1497cc	2017-21	Right	Coupe; CVT; LX	1	EM-7308				
			Right	Sedan; CVT; EX; LX	1	EM-7308				
		2016	Right	CVT Trans.; w/o Weight Block	1	EM-7308				
		2016-19	Torq Str - Rear	CVT Trans.	1			EM-7324		
		2016-20	Trans	CVT Trans.	1			EM-7354		
	L4 1.6L 1588cc	1996-00	Front		1	EM-8575				
			LH Front Lower		1	EM-8435				
			LH Rear Upper		1	EM-8010				
			Trans	Auto	1			EM-8300		
			Trans	Manual	1			EM-8300		
	L4 1.6L 1590cc	1996-00	Front	HX Model	1	EM-8575				
			LH Front Lower	HX Model	1	EM-8435				
			LH Rear Upper	HX Model	1	EM-8010				
			Trans	Auto & CVT	1			EM-8300		
			Trans	Manual	1			EM-8300		
	L4 1.6L 1595cc	1999-00	Trans	HX Model; Auto; HX w/CVT	1			EM-5449		
			Front	Si Model	1	EM-8575				
			LH Front Lower	Si Model	1	EM-8435				
			LH Rear Upper	Si Model	1	EM-8010				
			Trans	Si Model; SI	1			EM-8300		
	L4 1.7L 1668cc	2001-05	Front	Auto	1	EM-8988				
			Front	Manual	1	EM-8975				
			LH Front	Coupe	1	EM-9277				
			LH Front	Sedan	1	EM-9016				
			Rear		1	EM-8973				

Engine, Transmission, And Torque Strut Mounts

CYL	ENG. SIZE	YEAR	LOCATION	DESCRIPTION	QTY	ENGINE	TORQUE STRUT	TRANSMISSION	
HONDA PASSENGER CAR (continued)									
CIVIC (continued)									
L4	L4 1.7L 1668cc	2003-05	Trans	Auto; CVT	1			EM-9470	
			Trans	Auto; Exc. CVT	1			EM-5794	
			Trans	Manual; Exc. SLW Trans	1			EM-9479	
			Trans	Manual; SLW Trans.	1			EM-9204	
		2001-02	Trans	Auto; CVT	1			EM-9470	
			Trans	Auto; Exc. CVT	1			EM-5794	
			Trans	Manual	1			EM-9204	
		L4 1.8L 1799cc	2014-15	Front	Auto; Coupe	1	EM-7148		
				Front	Auto; Sedan	1	EM-7148		
	Front			Manual; Sedan	1	EM-7145			
	2013		Front	Auto; Sedan; Exc. HF	1	EM-7148			
			Front	Auto; Sedan; HF Only	1	EM-7145			
			Front	Manual; Sedan	1	EM-7145			
	2012		Front	Auto; Sedan	1	EM-7145			
			Front	Manual; Sedan	1	EM-7145			
	2006-11		Front	Coupe	1	EM-9280#			
	2012-15		Torq Str - Lower	Auto	1		EM-7116		
			Torq Str - Lower	Manual	1		EM-7170		
	2006-11		Torq Str - Lower	Auto	1		EM-9218		
			Torq Str - Lower	Manual	1		EM-9487		
			Torq Str - Upper	Auto	1		EM-9213		
			Torq Str - Upper	Manual	1		EM-5689		
	2012-15		Trans	Auto	1			EM-5990	
			Trans	Manual	1			EM-7012	
	2006-11		Trans	Auto	1			EM-9216	
			Trans	Manual	1			EM-9216	
	L4 2.0L 1996cc		2017-21	Right	Coupe; CVT; LX	1	EM-7308		
				Right	Sedan; CVT; EX; LX	1	EM-7308		
		2016	Right	CVT Trans.; EX, LX	1	EM-7308			
		2017-19	Torq Str - Rear	CVT Trans.	1		EM-7324		
		2016	Torq Str - Rear	CVT Trans.	1		EM-7324		
		2016-20	Trans	CVT Trans.	1			EM-7309	
	L4 2.0L 1998cc	2006-10	Front		1	EM-9542			
			Front		1	EM-9424			
		2006-10	RH Front		1	EM-9282			
			RH Front		1	EM-9413			
		2002-05	Rear		1	EM-9396			
			Torq Str - Lower	Lower	1		EM-9386		
		Torq Str - Upper	Upper	1		EM-9385			
		2006-11	Trans	Manual	1			EM-5926	
		2005	Trans	SI	1			EM-9433	
		2002-04	Trans	Si; SiR	1			EM-9433	
		L4 2.4L 2354cc	2013-15	RH Front		1	EM-7258		
	Torq Str - Lower				1		EM-7168		
	2012-15		Torq Str - Upper		1		EM-7169		
			Trans	Manual	1			EM-7177	
	CROSSTOUR								
L4	L4 2.4L 2354cc	2013-15	Front		1	EM-9488			
			LH Rear	Auto	1	EM-9443			
			Right		1	EM-9457			
		2012-15	Trans - Lower	Auto	1			EM-9428	
			Trans - Upper	Auto	1			EM-9459	
V6	V6 3.5L 3471cc	2012-14	Front		1	EM-5793			
			Rear		1	EM-5875			

= Available in the Westar Gold Line

Engine, Transmission, And Torque Strut Mounts

CYL	ENG. SIZE	YEAR	LOCATION	DESCRIPTION	QTY	ENGINE	TORQUE STRUT	TRANSMISSION	
HONDA PASSENGER CAR (continued)									
CR-Z									
L4	L4 1.5L 1497cc	2011-13	Torq Str - Left	Manual	1		EM-5792		
FIT									
L4	L4 1.5L 1497cc	2015-19	Front	EX	1	EM-7296			
			Front	LX	1	EM-7297			
		2009-14	Front		1	EM-5872			
			2007-08	Front	Manual	1	EM-9250		
		2017-19	Rear		1	EM-9437			
			Torq Str - Rear		1		EM-7127		
		2015-16	Torq Str - Rear	US & Canada	1		EM-7127		
		2009-13	Torq Str - Rear	Auto	1		EM-5785		
			Torq Str - Rear	Manual	1		EM-5792		
		2009-14	Trans	Auto	1			EM-5891	
2007-08	Trans	Auto	1			EM-9285			
			Trans	Manual	1		EM-9286		
INSIGHT									
L4	L4 1.3L 1339cc	2010-13	Torq Str - Left		1		EM-5792		
PRELUDE									
L4	L4 2.2L 2156cc	1997-01	Front		1	EM-8806			
			LH Front		1	EM-9150			
			Rear		1	EM-9137			
			Trans	Auto	1		EM-9183		
S2000									
L4	L4 2.0L 1997cc	2000-03	L & R Front		2	EM-5786			
			Trans		2		EM-9490		
	L4 2.2L 2157cc	2004-09	L & R Front		2	EM-5786			
			Trans		2		EM-9490		
HONDA SPORT UTILITY									
BR-V (MEXICO)									
L4	L4 1.5L 1497cc	2018-19	Front		1	EM-5872			
CR-V									
L4	L4 1.5L 1497cc	2017-20	Torq Str - Rear L		1		EM-7400		
		2017-19	Trans	CVT Trans.	1			EM-7444	
	L4 2.0L 1972cc	1998-01	LH Front		1	EM-8709			
			Left	Auto	1	EM-8982			
			Left	Manual	1	EM-8710			
			RH Front		1	EM-8575			
			Rear	Auto	1	EM-8897			
			Rear	Manual	1	EM-8010			
			1997-01	Trans	Differential Mount; 4WD	2			EM-5995
				Trans	4WD	1			EM-8300
	L4 2.4L 2351cc	2007-11	Torq Str - Right L		1		EM-9303		
			Torq Str - Right		1		EM-9302		
	L4 2.4L 2354cc	2012-14	Front		1	EM-7073			
			2006	Front	Auto	1	EM-9066		
		2002-05	Front	US & Canada; Auto	1	EM-9066			
			Front	US & Canada; Manual	1	EM-9424			
			Front	Mexico; Auto	1	EM-9066			
		2007-11	RH Front		1	EM-9496			
		2006	RH Front		1	EM-9139			
		2002-05	RH Front	US & Canada	1	EM-9139			
RH Front			Mexico	1	EM-9139				
2006		Rear	Auto	1	EM-9168				
	Rear	Manual	1	EM-9175					
2002-05	Rear	US & Canada; Auto	1	EM-9168					

Engine, Transmission, And Torque Strut Mounts

CYL	ENG. SIZE	YEAR	LOCATION	DESCRIPTION	QTY	ENGINE	TORQUE STRUT	TRANSMISSION	
HONDA SPORT UTILITY (continued)									
CR-V (continued)									
L4	L4 2.4L 2354cc	2002-05	Rear	US & Canada; Manual	1	EM-9175			
			Rear	Mexico; Auto	1	EM-9168			
		2012-14	Right			1	EM-5958		
			Torq Str - Lower			1		EM-7055	
			Torq Str - Upper			1		EM-5954	
			Trans			1			EM-7111
		2010-11	Trans	Made in Japan		1			EM-7074
			Trans	US & Mexico Built		1			EM-9397
		2009	Trans	Made in Japan		1			EM-7074
			Trans	US & Mexico Built		1			EM-9397
		2008	Trans			1			EM-9397
		2007	Trans	EX & LX		1			EM-9433
			Trans	EX-L		1			EM-9397
		2002-11	Trans	Differential Mount; 4WD		2			EM-5871
	2002-06	Trans	US & Canada; Auto		1			EM-9205	
		Trans	US & Canada; Manual		1			EM-9433	
		Trans	Mexico; Auto		1			EM-9205	
	L4 2.4L 2356cc	2015-16	Front		1	EM-7302			
			Right		1	EM-5958			
			Torq Str - Lower		1		EM-7055		
2017-19		Torq Str - Rear L		1		EM-7400			
2015-16		Torq Str - Upper		1		EM-5954			
2017-19		Trans	CVT Trans.		1			EM-7444	
ELEMENT									
L4	L4 2.4L 2354cc	2007-11	Front	FWD	1	EM-9066			
			2003-06	Front		1	EM-9066		
		2007-11	RH Front		1	EM-9445			
			Rear		1	EM-9168			
		2003-06	Rear		1	EM-9168			
			2007-09	Torq Str - Right L	Lower	1		EM-9303	
		Torq Str - Right		Upper	1		EM-9302		
		Trans		Auto	1			EM-9473	
		Trans		Manual	1			EM-9433	
		2003-11	Trans	Differential Mount; 4WD	2			EM-5871	
		2003-06	Trans	Auto		1			EM-9473
			Trans	Manual		1			EM-9433
HR-V									
L4	L4 1.8L 1799cc	2016-19	Front		1	EM-7297			
			2016-18	Torq Str - Rear	AWD	1		EM-7143	
		Torq Str - Rear		FWD; CVT Trans.	1		EM-7127		
		Torq Str - Rear		Manual; FWD	1		EM-7144		
		2016-19	Trans	CVT Trans.	1			EM-7380	
PASSPORT									
V6	V6 3.2L 3165cc	2001-02	LH Front		1	EM-5813			
			1998-00	LH Front		1	EM-8351		
		RH Front			1	EM-5814			
		1998-02	Trans	Auto; 2WD		1			EM-5609
			Trans	Manual; 2WD		1			EM-5610
PILOT									
V6	V6 3.5L 3471cc	2016-21	Front		1	EM-7301			
			2009-15	Front		1	EM-7186		
		2006-08	Front	AWD		1	EM-9441		
			Front	FWD		1	EM-5903		
		2005	Front		1	EM-9441			
		2003-04	Front		1	EM-9441			
		2009-15	RH Front		1	EM-9411			

Engine, Transmission, And Torque Strut Mounts

CYL	ENG. SIZE	YEAR	LOCATION	DESCRIPTION	QTY	ENGINE	TORQUE STRUT	TRANSMISSION
HONDA SPORT UTILITY (continued)								
PILOT (continued)								
V6	V6 3.5L 3471cc	2006-08	RH Front	w/o Counter Weight	1	EM-9299		
		2005	RH Front	w/o Counter Weight	1	EM-9299		
		2003-04	RH Front		1	EM-9389		
		2016-21	Rear		1	EM-7300		
		2009-15	Rear		1	EM-7187		
		2006-08	Rear	AWD	1	EM-9300		
			Rear	FWD	1	EM-5795		
		2005	Rear		1	EM-9300		
		2003-04	Rear		1	EM-9300		
		2006-08	Trans - Front		1			EM-9301
		2005	Trans - Front	Auto	1			EM-8898
		2003-04	Trans - Front	Auto	1			EM-8898
		2006-08	Trans - Rear		1			EM-9298
		2005	Trans - Rear	Auto	1			EM-8986
		2003-04	Trans - Rear	Auto	1			EM-8986
2016-19	Trans	6 Spd.	1			EM-5956		
	Trans	9 Spd.	1			EM-7368		
2009-15	Trans		1			EM-9512		
HONDA TRUCK								
RIDGELINE								
V6	V6 3.5L 3471cc	2017-20	Front		1	EM-7301		
		2006-14	Front	Hydraulic Mount	1	EM-9441		
		2017-20	Rear		1	EM-7300		
		2006-14	Rear		1	EM-9300		
			Right		1	EM-7117		
		2009-14	Trans - Front		1			EM-9594
		2006-08	Trans - Front		1			EM-9301
		2009-14	Trans - Rear		1			EM-7085
		2006-08	Trans - Rear		1			EM-7085
HONDA VAN								
ODYSSEY								
V6	V6 3.5L 3471cc	2011-17	Front		1	EM-5793		
		2008-10	Front	VTEC Engine; VTEC Engine	1	EM-5925		
			Front	I-VTEC Engine; i-VTEC Engine	1	EM-5793		
		2007	Front	EX & LX	1	EM-9247		
			Front	EX-L & Touring	1	EM-5840		
		2005-06	Front	EX & LX	1	EM-9247		
			Front	EX-L & Touring	1	EM-5840		
		2011-17	RH Front		1	EM-9415		
		2008-10	RH Front	VTEC Engine	1	EM-9415		
			RH Front	I-VTEC Engine	1	EM-9415		
		2007	RH Front		1	EM-9415		
		2005-06	RH Front		1	EM-9411		
		2008-10	Rear	VTEC Engine; VTEC Engine	1	EM-9431		
			Rear	I-VTEC Engine; i-VTEC Engine	1	EM-5904		
		2007	Rear	EX & LX	1	EM-9431		
			Rear	EX-L & Touring	1	EM-5795		
		2005-06	Rear	EX & LX	1	EM-9431		
			Rear	EX-L & Touring	1	EM-5795		
		2007-10	Trans - Front		1			EM-9530
		2005-06	Trans - Front		1			EM-8898
		2007-10	Trans - Rear		1			EM-9427
		2005-06	Trans - Rear		1			EM-9423
		2018-19	Trans	9 Spd.	1			EM-7368
2014-16	Trans	Auto	1			EM-5956		
2011-13	Trans	Auto; 5 Spd	1			EM-9512		

Engine, Transmission, And Torque Strut Mounts

CYL	ENG. SIZE	YEAR	LOCATION	DESCRIPTION	QTY	ENGINE	TORQUE STRUT	TRANSMISSION	
HONDA VAN (continued)									
ODYSSEY (continued)									
V6	V6 3.5L 3471cc	2011-13	Trans	Auto; 6 Spd	1			EM-5956	
	V6 3.5L 3474cc	1999-04	Front		1	EM-9441			
			RH Front		1	EM-8974#			
			Rear		1	EM-9202			
			Trans - Front	Auto	1			EM-8898	
			Trans - Rear	Auto	1			EM-8986	
HUMMER									
H1									
V8	V8 6.5L 395ci Diesel	2002-04	Front		2	EM-4001			
	V8 6.6L 400ci	2006	Front		2	EM-4001			
H2									
V8	V8 6.0L 364ci	2003-07	L & R Front		2	EM-2909#			
		2003-06	Trans		1			EM-2638	
H3									
L5	L5 3.5L 211ci	2006	LH Front		1	EM-4015			
			RH Front		1	EM-4016			
			Trans		1			EM-4096	
	L5 3.7L 223ci	2007-10	LH Front		1	EM-4015			
			RH Front		1	EM-4016			
			Trans		1			EM-4096	
HYUNDAI PASSENGER CAR									
ACCENT									
L4	L4 1.5L 1495cc	2000-02	Front	Manual	1	EM-8958			
			LH Front		1	EM-8936			
			Rear		1	EM-8937			
		2001-02	Trans	Auto	1			EM-8939	
			Trans	Manual	1			EM-8938	
		2000	Trans	Auto	1			EM-8939	
			Trans	Manual	1			EM-8938	
		L4 1.6L 1591cc	2012-14	Front		1	EM-7062		
				Torg Str - Front L		1		EM-7065	
	Trans			Auto	1			EM-7090	
	L4 1.6L 1599cc	2006-11	Trans	Manual	1			EM-7057	
			Front Lower		1	EM-9309			
			Front Upper		1	EM-9324			
	L4 1.6L 1600cc	2003-05	Rear		1	EM-9310			
			Trans		1			EM-9308	
		2003-05	Front	Auto	1	EM-9253			
			Front	Manual	1	EM-9255			
		2001-02	Front	Auto	1	EM-8935			
			Front	Manual	1	EM-8958			
		2003-05	LH Front		1	EM-8940			
			LH Front		1	EM-8940			
		2003-05	Rear	Auto	1	EM-9352			
			Rear	Manual	1	EM-9254			
2001-02	Rear		1	EM-8937					
	Trans	Auto	1			EM-9296			
2003-05	Trans	Manual	1			EM-9295			
	Trans	Manual	1			EM-8938			
AZERA									
V6	V6 3.3L 3342cc	2012-17	Front		1	EM-9317			
		2011	Front		1	EM-7207			
		2007-10	Front		1	EM-9317			
		2012-17	RH Front		1	EM-7092			

= Available in the Westar Gold Line

Engine, Transmission, And Torque Strut Mounts

CYL	ENG. SIZE	YEAR	LOCATION	DESCRIPTION	QTY	ENGINE	TORQUE STRUT	TRANSMISSION		
HYUNDAI PASSENGER CAR (continued)										
AZERA (continued)										
V6	V6 3.3L 3342cc	2011	RH Front	Complete Unit	1	EM-9353				
			RH Front	Insert Only	1	EM-9340				
		2007-10	RH Front	Complete Unit	1	EM-9353				
			RH Front	Insert Only	1	EM-9340				
		2012-17	Rear		1	EM-9354				
		2011	Rear		1	EM-9354				
		2007-10	Rear		1	EM-9354				
		2012-14	Trans		1			EM-7367		
	2007-10	Trans		1			EM-9370			
	V6 3.8L 3778cc	2011	Front		1	EM-7207				
		2006-10	Front		1	EM-9317				
		2011	RH Front	Complete Unit	1	EM-9353				
			RH Front	Insert Only	1	EM-9340				
		2006-10	RH Front	Complete Unit	1	EM-9353				
			RH Front	Insert Only	1	EM-9340				
		2011	Rear		1	EM-9354				
		2006-10	Rear		1	EM-9354				
			Trans		1			EM-9370		
		ELANTRA								
		L4	L4 1.4L 1353cc	2017-20	RH Front		1	EM-7395		
L4 1.6L 1591cc			2017-20	RH Front		1	EM-7395			
	2017-19		Trans	Manual	1			EM-7351		
L4 1.8L 1797cc	2011-16		Front	Made in Korea	1	EM-7057				
			Front	Made in USA	1	EM-7064				
	2014-16		Torq Str - Front L		1		EM-7066			
	2013		Torq Str - Front L	Exc. GT	1		EM-7066			
	2011-12		Torq Str - Front L		1		EM-7066			
	2014-16		Trans		1			EM-7090		
			Trans	Manual	1			EM-7160		
	2011-13		Trans		1			EM-7090		
			Trans	Manual	1			EM-7160		
	L4 2.0L 1975cc		2012	Front	Auto	1	EM-9357			
Front				Manual	1	EM-9377				
2011			Front	Auto	1	EM-9357				
			Front	Manual	1	EM-9377				
2009-10			Front	Auto; Exc. Touring Edition	1	EM-7113				
			Front	Auto; Touring Edition	1	EM-9357				
2007-08			Front	Manual	1	EM-9377				
			Front	Auto	1	EM-7113				
2001-06			Front	Manual	1	EM-9377				
			Front	Auto	1	EM-8943				
1999-00			Front	Manual	1	EM-8943				
			Front	Auto	1	EM-8764				
2011			Front	Manual	1	EM-8762				
			RH Front		1	EM-9345				
2009-10			RH Front		1	EM-9345				
2007-08			RH Front		1	EM-9345				
2001-06			RH Front		1	EM-8944				
1999-00			RH Front		1	EM-8719				
2011			Rear		1	EM-9316				
2009-10			Rear		1	EM-9316				
2007-08			Rear		1	EM-9316				
2001-06			Rear	Auto	1	EM-8945				
			Rear	Manual	1	EM-8945				
1999-00			Rear	Auto	1	EM-8778				
			Rear	Manual	1	EM-8775				
2012			Right		1	EM-9345				

Engine, Transmission, And Torque Strut Mounts

CYL	ENG. SIZE	YEAR	LOCATION	DESCRIPTION	QTY	ENGINE	TORQUE STRUT	TRANSMISSION	
HYUNDAI PASSENGER CAR (continued)									
ELANTRA (continued)									
L4	L4 2.0L 1975cc	2007-12	Trans		1			EM-9339	
		2001-06	Trans	Auto	1			EM-9376	
			Trans	Manual	1			EM-8947	
		1999-00	Trans	Auto	1			EM-8734	
			Trans	Manual	1			EM-8733	
	L4 2.0L 1999cc	2017-20	RH Front			1	EM-7395		
		2014-16	Torq Str - Front L			1		EM-7065	
		2017-19	Trans	Auto & Dual Clutch		1			EM-7352
			Trans	Manual; Korea Built		1			EM-7351
		2014-16	Trans	Auto		1			EM-7379
Trans	Manual			1			EM-7160		
ELANTRA GT									
L4	L4 1.6L 1591cc	2017-20	RH Front		1	EM-7395			
	L4 1.8L 1797cc	2013	Torq Str - Front		1		EM-7223		
			Trans	Auto	1			EM-7090	
			Trans	Manual	1			EM-7160	
	L4 2.0L 1999cc	2017-20	RH Front			1	EM-7395		
		2014-18	Torq Str - Front			1		EM-7223	
EQUUS									
V8	V8 4.6L 4627cc	2011	LH Front		1	EM-5881			
			RH Front		1	EM-5882			
			Trans - L & R	Insert	2			EM-7112	
	V8 5.0L 5038cc	2012-16	LH Front		1	EM-5881			
			RH Front		1	EM-5882			
			Trans - L & R	Insert	2			EM-7112	
GENESIS									
V6	V6 3.8L 3778cc	2012-14	L & R Front		2	EM-7240			
		2009-11	L & R Front		2	EM-9344			
		2010-11	Trans - BUSHING	Insert Insert	2			EM-9356	
		2009	Trans - BUSHING	Insert Insert	2			EM-9356	
		2012-14	Trans - L & R	Insert	2			EM-7112	
		2009	Trans	Complete Unit; After 5/1/08	1			EM-9350	
		V8	V8 4.6L 4627cc	2009-12	LH Front		1	EM-5881	
RH Front					1	EM-5882			
Trans - L & R	Insert				2			EM-7112	
V8 5.0L 5038cc	2012-16		LH Front		1	EM-5881			
			RH Front		1	EM-5882			
			2012-14	Trans - L & R	Insert	2			EM-7112
GENESIS COUPE									
L4	L4 2.0L 1998cc	2013-14	LH Front		1	EM-7240			
		2010-12	LH Front		1	EM-7157			
			RH Front		1	EM-7153			
V6	V6 3.8L 3778cc	2013-16	L & R Front		2	EM-7240			
		2010-12	L & R Front		2	EM-9344			
			Trans		1			EM-9356	
SONATA									
L4	L4 1.6L 1591cc	2015-17	Torq Str - Front L		1		EM-7211		
	L4 2.0L 1998cc	2011-14	Right		1	EM-7092			
		2015-19	Trans		1			EM-7209	
		2011-14	Trans		1			EM-5996	
	L4 2.4L 2351cc	2005	Front		1	EM-9317			
		2002-04	Front	Auto	1	EM-8769			
			Front	Manual	1	EM-8770			
		1999-01	Front		1	EM-8768			

Engine, Transmission, And Torque Strut Mounts

CYL	ENG. SIZE	YEAR	LOCATION	DESCRIPTION	QTY	ENGINE	TORQUE STRUT	TRANSMISSION
HYUNDAI PASSENGER CAR (continued)								
SONATA (continued)								
L4	L4 2.4L 2351cc	2005	RH Front	Korea Built; 6/05 - 12/05	1	EM-9353		
			RH Front	US Built	1	EM-9353		
		2002-04	RH Front		1	EM-8722		
			1999-01	RH Front		1	EM-8722	
		2005	Rear		1	EM-9318		
			2002-04	Rear		1	EM-8783	
		1999-01		Rear		1	EM-8783	
			2005	Trans	Korea Built; 3/05 - 6/05	1		
		Trans		Korea Built; 6/05 - 12/05	1			EM-9373
		Trans		Manual	1			EM-9367
		Trans		US Built	1			EM-9373
		2002-04	Trans	Auto	1			EM-9373
			Trans	Manual	1			EM-9367
		1999-01	Trans	Auto	1			EM-8744
	Trans		Manual	1			EM-8743	
	L4 2.4L 2359cc	2013-14	Front	Gas; Auto	1	EM-7091		
			2011-12	Front	Gas; Auto	1	EM-7091	
		2009-10	Front	Gas; Manual	1	EM-7388		
			2006-08	Front		1	EM-9317	
		2015-17	RH Front		1	EM-7210		
			2006-08	RH Front	Complete Unit	1	EM-9353	
		RH Front		Insert Only	1	EM-9340		
		2013-14	Rear	Gas	1	EM-7087		
			2011-12	Rear	Gas	1	EM-7087	
		2009-10		Rear		1	EM-9318	
			2006-08	Rear		1	EM-9318	
		2013-14		Right	Gas; w/ Sport Suspension	1	EM-7092	
			Right	Gas; w/ Standard Suspension	1	EM-7093		
		2011-14	Right	Hybrid; Hybrid	1	EM-7092		
			2011-12	Right	Gas; w/ Sport Suspension	1	EM-7092	
		Right		Gas; w/ Standard Suspension	1	EM-7093		
		2009-10	Right	Complete Unit	1	EM-5936		
			2015-17	Torq Str - Front L		1		EM-7211
		2011-14		Torq Str - Front L	Gas Engine	1		EM-7181
2015-19			Trans		1			EM-7209
		2013-14	Trans	Gas; Auto; Sport Suspension	1			EM-5996
Trans			Gas; Auto; Standard Suspension	1			EM-7034	
2011-14		Trans	Hybrid; Auto	1			EM-5996	
		2011-12	Trans	Gas; Auto; Sport Suspension	1			EM-5996
Trans			Gas; Auto; Standard Suspension	1			EM-7034	
2009-10		Trans	Gas; Manual; Sport Suspension	1			EM-7033	
		Trans	Gas; Manual; Standard Suspension	1			EM-7035	
2009-10		Trans	Auto	1			EM-9381	
		Trans	Manual	1			EM-9361	
2006-08		Trans		1			EM-9361	
		V6 2.5L 2493cc	1999-01	Front	Auto	1	EM-8769	
Front				Manual	1	EM-8768		
RH Front					1	EM-8723		
Rear					1	EM-8783		
Trans	Auto			1			EM-8745	
Trans	Manual	1			EM-8743			
V6 2.7L 2656cc	2004-05	Front		1	EM-8769			
		2002-03	Front	Auto	1	EM-8769		
	Front	Manual	1	EM-8770				

Engine, Transmission, And Torque Strut Mounts

CYL	ENG. SIZE	YEAR	LOCATION	DESCRIPTION	QTY	ENGINE	TORQUE STRUT	TRANSMISSION	
HYUNDAI PASSENGER CAR (continued)									
SONATA (continued)									
V6	V6 2.7L 2656cc	2004-05	RH Front		1	EM-8723			
		2002-03	RH Front		1	EM-8723			
		2004-05	Rear		1	EM-8783			
		2002-03	Rear	Auto		1	EM-8784		
			Rear	Manual		1	EM-8783		
			Trans	Auto		1			EM-9373
			Trans	Manual		1			EM-9367
	V6 3.3L 3342cc	2009-10	Front		1	EM-9317			
		2006-08	Front		1	EM-9317			
		2009-10	RH Front	Complete Unit	1	EM-9363			
		2006-08	RH Front	Complete Unit	1	EM-9353			
		2009-10	Rear		1	EM-9318			
		2006-08	Rear		1	EM-9318			
		2006-10	Trans		1			EM-9370	
TIBURON									
L4	L4 2.0L 1975cc	2007-08	Front		1	EM-8943			
		2006	Front		1	EM-8943			
		2003-05	Front		1	EM-8943			
		1998-01	Front	Auto		1	EM-8764		
			Front	Manual		1	EM-8762		
		2007-08	RH Front		1	EM-9372			
		2006	RH Front		1	EM-9379			
		2003-05	RH Front		1	EM-8944			
		1998-01	RH Front		1	EM-8719			
		2007-08	RH Rear	Manual	1	EM-5533			
		2006	RH Rear	Manual	1	EM-5533			
		2003-05	RH Rear	Manual	1	EM-5533			
		2007-08	Rear		1	EM-8945			
		2006	Rear		1	EM-8945			
		2003-05	Rear		1	EM-8945			
		1998-01	Rear	Auto		1	EM-8778		
			Rear	Manual		1	EM-8775		
		2003-08	Trans	Auto		1			EM-9376
			Trans	Manual		1			EM-9376
			1997-01	Trans	Auto	1			EM-8734
		Trans	Manual	1			EM-8733		
V6	V6 2.7L 2656cc	2007-08	Front		1	EM-9307			
		2005-06	Front		1	EM-9307			
		2003-04	Front		1	EM-9307			
		2007-08	RH Front		1	EM-9372			
		2005-06	RH Front	Auto		1	EM-9372		
			RH Front	Manual		1	EM-9358		
		2003-04	RH Front	Auto		1	EM-9372		
			RH Front	Manual		1	EM-9358		
			RH Rear	Manual		1	EM-5533		
			2007-08	Rear	Auto	1	EM-9314		
			Rear	Manual		1	EM-8945		
			2005-06	Rear	Auto	1	EM-9314		
			Rear	Manual		1	EM-8945		
			2003-04	Rear	Auto	1	EM-9314		
			Rear	Manual		1	EM-8945		
			2005-08	Trans	Auto		1		
		Trans		Manual; 5 Spd		1			EM-9369
		Trans		Manual; 6 Spd		1			EM-9364
2003-04	Trans	Auto		1			EM-9366		
	Trans	Manual		1			EM-8947		

Engine, Transmission, And Torque Strut Mounts

CYL	ENG. SIZE	YEAR	LOCATION	DESCRIPTION	QTY	ENGINE	TORQUE STRUT	TRANSMISSION	
HYUNDAI PASSENGER CAR (continued)									
VELOSTER									
L4	L4 1.6L 1591cc	2012-14	Front		1	EM-7062			
		2019	RH Front		1	EM-7395			
		2012-17	Torq Str - Front L		1		EM-7065		
		2012-16	Trans	Auto (Dual Clutch)		1			EM-7090
	Trans		Manual		1			EM-7057	
L4 2.0L 1999cc	2019	RH Front		1	EM-7395				
XG300									
V6	V6 3.0L 2972cc	2001	Front		1	EM-8948			
			RH Front		1	EM-8949			
			Rear		1	EM-8950			
			Trans		1			EM-8951	
XG350									
V6	V6 3.5L 3500cc	2002-05	Front		1	EM-8948			
			RH Front		1	EM-8949			
			Rear		1	EM-8950			
			Trans		1			EM-8951	
HYUNDAI SPORT UTILITY									
SANTA FE									
L4	L4 2.0L 1999cc	2019-20	RH Front		1	EM-7304			
	L4 2.4L 2351cc	2004-06	Front	Auto	1	EM-8952			
			Front	Manual	1	EM-8953			
		2001-03	Front	Auto	1	EM-8952			
			Front	Manual	1	EM-8953			
		2004-06	RH Front		1	EM-8954			
		2001-03	RH Front		1	EM-8954			
		2001-06	Rear	Auto	1	EM-8955			
	Trans		FWD	1			EM-8956		
	L4 2.4L 2359cc	2010-12	Front		1	EM-5883			
			Rear	AWD	1	EM-7061			
			Rear	FWD	1	EM-7110			
			Right		1	EM-7089			
			Trans	Auto	1			EM-7060	
V6	V6 2.7L 2656cc	2007-09	Front		1	EM-9348			
		2001-06	Front		1	EM-8952			
		2007-09	RH Front		1	EM-9355			
		2001-06	RH Front		1	EM-8954			
		2007-09	Rear		1	EM-9315			
		2001-06	Rear		1	EM-8955			
		2007-09	Trans	Auto	1			EM-7158	
		2001-06	Trans	4WD	1			EM-8957	
	V6 3.3L 3342cc	2007-09	Front		1	EM-9348			
			2013-18	RH Front		1	EM-7219		
			RH Front		1	EM-9355			
			Rear		1	EM-9315			
			2013-16	Torq Str - Front L		1		EM-7369	
			2013-18	Trans	FWD	1			EM-7218
			2007-09	Trans	Auto	1			EM-7222
	V6 3.5L 3471cc	2010-12	Trans	Manual	1			EM-7222	
			Front		1	EM-5883			
			Rear	FWD	1	EM-7110			
			Right		1	EM-9355			
	V6 3.5L 3500cc	2003-06	Front		1	EM-9371			
Right				1	EM-7036				

Engine, Transmission, And Torque Strut Mounts

CYL	ENG. SIZE	YEAR	LOCATION	DESCRIPTION	QTY	ENGINE	TORQUE STRUT	TRANSMISSION	
HYUNDAI SPORT UTILITY (continued)									
SANTA FE SPORT									
L4	L4 2.0L 1998cc	2013-18	Right		1	EM-7208			
		2013-16	Torq Str - Front L		1		EM-7369		
	L4 2.4L	2013-15	Torq Str - Front		1		EM-7216		
	L4 2.4L 2359cc	2013-16	RH Front		1	EM-7208			
		2013-17	Trans		1			EM-7220	
			Trans	FWD	1			EM-7218	
SANTA FE XL									
V6	V6 3.3L 3342cc	2013-15	Torq Str - Front L		1		EM-7369		
			Trans	FWD	1			EM-7218	
TUCSON									
L4	L4 1.6L 1591cc	2016-18	RH Front		1	EM-7304			
			Torq Str - Rear		1		EM-7306		
			Trans	FWD	1			EM-7305	
	L4 2.0L 1975cc	2005-09	Front		1	EM-9322			
			RH Front		1	EM-9368			
			Rear		1	EM-9306			
			2011-13	Right		1	EM-7104		
			2011-14	Torq Str - Lower		1		EM-7105	
			2014-15	Trans	Auto	1			EM-7214
			2011-13	Trans	Auto	1			EM-7056
				Trans	Manual	1			EM-7056
			2005-09	Trans	Auto	1			EM-9374
		Trans	Manual	1			EM-9380		
	L4 2.0L 1999cc	2016-20	RH Front		1	EM-7304			
			2014-15	Right		1	EM-7289		
			2015-18	Torq Str - Rear		1		EM-7306	
			2016-20	Trans	FWD	1			EM-7314
	L4 2.4L 2359cc	2018-20	Right		1	EM-7304			
			2014-15	Right		1	EM-7213		
			2010-13	Right		1	EM-7104		
			2010-15	Torq Str - Lower		1		EM-7105	
			2018-20	Trans	FWD	1			EM-7314
			2015	Trans	Auto	1			EM-7056
			2010-14	Trans	Auto	1			EM-7056
	V6	V6 2.7L 2656cc	2005-09	Front		1	EM-9338		
				RH Front		1	EM-9368		
				Rear		1	EM-9306		
Trans				Auto	1			EM-9378	
VERACRUZ									
V6	V6 3.8L 3778cc	2007-12	Front		1	EM-9348			
			RH Front		1	EM-9355			
			Rear	AWD	1	EM-9315			
			Trans	Auto	1			EM-9341	
KONA									
L4	L4 1.6L 1591cc	2018-20	RH Front		1	EM-7395			
	L4 2.0L 1999cc	2018-20	RH Front		1	EM-7395			
HYUNDAI VAN									
ENTOURAGE									
V6	V6 3.8L 3778cc	2007-08	Front		1	EM-9375			
			RH Front		1	EM-9343			
			Rear		1	EM-9347			
			Trans		1			EM-9349	

Engine, Transmission, And Torque Strut Mounts

CYL	ENG. SIZE	YEAR	LOCATION	DESCRIPTION	QTY	ENGINE	TORQUE STRUT	TRANSMISSION
INFINITI PASSENGER CAR								
G20								
L4	L4 2.0L 2000cc	1999-02	Front		1	EM-8682		
			Rear		1	EM-8681		
			Trans - BUSHING	Bushing Only; Auto Bushing Only; Auto	1			EM-9224
G25								
V6	V6 2.5L	2011-12	L & R Front	AWD	2	EM-7193		
			L & R Front	RWD	2	EM-7008		
			Trans	RWD	1			EM-7058
G35								
V6	V6 3.5L 3498cc	2007-08	L & R Front	AWD	2	EM-7193		
			L & R Front	RWD	2	EM-7008		
		2004-06	L & R Front	2 Door	1	EM-9180		
			L & R Front	Sedan; 2WD	1	EM-9416		
			L & R Front	Sedan; AWD	1	EM-5776		
		2003	L & R Front	Coupe	1	EM-9180		
			L & R Front	Sedan	1	EM-9416		
		2004-08	Trans	AWD	1			EM-5911
			Trans	RWD	1			EM-9464
		2003	Trans	RWD	1			EM-9464
G37								
V6	V6 3.7L 3696cc	2012-13	Front	US & Canada; RWD	1	EM-7008		
			Front	Mexico; RWD	2	EM-7008		
		2009-11	Front	RWD	1	EM-7008		
		2008	Front	RWD	1	EM-7008		
		2012-13	L & R Front	US & Canada; AWD	2	EM-7193		
		2009-11	L & R Front	AWD	2	EM-7193		
		2008-13	Trans	Auto; RWD	1			EM-7058
			Trans	Manual; RWD	1			EM-7058
I30								
V6	V6 3.0L 2988cc	2000-01	Front	w/ Wires	1	EM-5670		
			Front	w/o Wires	1	EM-5132		
			RH Front		1	EM-9251		
			Rear	w/ Wires	1	EM-5655		
			Trans - BUSHING	Bushing Only; Auto Bushing Only; Auto	1			EM-8959
			I35					
V6	V6 3.5L 3498cc	2002-04	Front	w/ Wires	1	EM-5670		
			Front	w/o Wires	1	EM-5132		
			RH Front		1	EM-9031		
			Rear	w/ Wires	1	EM-5655		
			Trans		1			EM-8959
			M35					
V6	V6 3.5L 3498cc	2009-10	L & R Front	RWD	2	EM-7008		
		2006-10	Trans	AWD	1			EM-5911
			Trans	RWD	1			EM-7058
M37								
V6	V6 3.7L 3696cc	2011-13	L & R Front	AWD	2	EM-7193		
			L & R Front	RWD	2	EM-7008		
			Trans	Auto; RWD	1			EM-7058
M45								
V8	V8 4.5L 4494cc	2006-10	Trans	RWD	1			EM-7058
	V8 4.5L 4500cc	2003-04	Trans	RWD	1			EM-9464

Engine, Transmission, And Torque Strut Mounts

CYL	ENG. SIZE	YEAR	LOCATION	DESCRIPTION	QTY	ENGINE	TORQUE STRUT	TRANSMISSION
INFINITI PASSENGER CAR (continued)								
M56								
V8	V8 5.6L 5552cc	2011-13	L & R Front	AWD	2	EM-7193		
Q40								
V6	V6 3.7L 3696cc	2015	L & R Front	AWD	2	EM-7193		
			L & R Front	RWD	2	EM-7008		
			Trans	Auto; RWD	1			EM-7058
Q45								
V8	V8 4.5L 4494cc	2002-06	Trans		1			EM-9464
Q50								
L4	L4 2.0L 1991cc	2016-19	Trans	RWD	1			EM-7058
V6	V6 3.0L 2997cc	2016-18	L & R Front	AWD	2	EM-7193		
			L & R Front	RWD	2	EM-7008		
	V6 3.5L 3498cc	2014-18	L & R Front	AWD	2	EM-7193		
			L & R Front	RWD	2	EM-7008		
			Trans	RWD	1			EM-7058
	V6 3.7L 3696cc	2014-15	L & R Front	AWD	2	EM-7193		
			L & R Front	RWD	2	EM-7008		
			Trans	RWD	1			EM-7058
Q60								
V6	V6 3.7L 3696cc	2014-15	L & R Front	US & Canada; AWD	2	EM-7193		
			L & R Front	US & Canada; RWD	2	EM-7008		
			L & R Front	Mexico; RWD	2	EM-7008		
			Trans	Auto; RWD	1			EM-7058
			Trans	Manual; RWD	1			EM-7058
Q70								
V6	V6 3.5L 3498cc	2014-18	Trans	RWD	1			EM-7058
	V6 3.7L 3696cc	2014-15	LH Front	AWD; US & Canada	1	EM-7193		
			Right	AWD; US & Canada	1	EM-7128		
		2014-19	Trans	RWD	1			EM-7058
V8	V8 5.6L 5552cc	2014-18	L & R Front	AWD	2	EM-7193		
INFINITI SPORT UTILITY								
EX35								
V6	V6 3.5L 3498cc	2008-12	L & R Front	AWD	2	EM-7193		
			L & R Front	RWD	2	EM-7008		
			Trans	AWD	1			EM-5911
			Trans	RWD	1			EM-7058
EX37								
V6	V6 3.7L 3696cc	2013	L & R Front	AWD	2	EM-7193		
			L & R Front	RWD	2	EM-7008		
			Trans	RWD	1			EM-7058
FX35								
V6	V6 3.5L 3498cc	2009-12	L & R Front	RWD	2	EM-7008		
		2003-08	L & R Front	2WD	2	EM-9416		
		2009-12	LH Front	AWD	1	EM-7193		
		2003-08	LH Front	AWD	1	EM-5776		
		2009-12	RH Front	AWD	1	EM-7128		
		2003-08	RH Front	AWD	1	EM-9416		
		2009-12	Trans	RWD	1			EM-7058
		2003-08	Trans	AWD	1			EM-5911
					Trans	RWD	1	

Engine, Transmission, And Torque Strut Mounts

CYL	ENG. SIZE	YEAR	LOCATION	DESCRIPTION	QTY	ENGINE	TORQUE STRUT	TRANSMISSION	
INFINITI SPORT UTILITY (continued)									
FX37									
V6	V6 3.7L 3696cc	2013	L & R Front	2WD	2	EM-7008			
			LH Front	AWD	1	EM-7193			
			RH Front	AWD	1	EM-7128			
			Trans	RWD	1			EM-7058	
FX50									
V8	V8 5.0L 5026cc	2009-13	Right	AWD	1	EM-7128			
JX35									
V6	V6 3.5L 3498cc	2013	Front	AWD	1	EM-7333			
			Front	FWD	1	EM-5869			
			Rear	AWD	1	EM-7334			
			Rear	FWD	1	EM-7175			
			Right		1	EM-5866			
			Torq Str - Front		1			EM-7171	
Torq Str - Rear		1			EM-9551				
QX4									
V6	V6 3.3L 3275cc	1997-00	L & R Front		2	EM-8311			
			Trans	Auto; 4WD	1			EM-9038	
	V6 3.5L 3498cc	2001-03	L & R Front		2	EM-9408			
			Trans	Auto; 4WD	1			EM-9395	
			Trans	Auto; RWD	1			EM-8322	
QX50									
V6	V6 3.7L 3696cc	2014-17	L & R Front	AWD	2	EM-7193			
			L & R Front	RWD	2	EM-7008			
			Trans	RWD	1			EM-7058	
QX56									
V8	V8 5.6L 5552cc	2004-11	L & R Front		2	EM-5404			
			2012-13	Trans	4WD; US & Canada	1			EM-5407
				Trans	AWD; Mexico Vehicle	1			EM-5407
		Trans		RWD	1			EM-5406	
		2004-11	Trans	4WD	1			EM-5407	
			Trans	RWD	1			EM-5406	
QX60									
L4	L4 2.5L 2488cc	2014-15	Torq Str - Rear	Hybrid	1		EM-7126		
	L4 2.5L 2500cc	2014-15	Trans	Auto (CVT)	1			EM-7234	
V6	V6 3.5L 3498cc	2014-20	Front	AWD	1	EM-7333			
			Front	FWD	1	EM-5869			
			Rear	AWD	1	EM-7334			
			Rear	FWD	1	EM-7175			
			Right		1	EM-5866			
		2014-15	Torq Str - Front		1			EM-7171	
			Torq Str - Rear		1		EM-9551		
QX70									
V6	V6 3.7L 3696cc	2014-19	LH Front	Mexico; AWD	1	EM-7193			
		2014-17	LH Front	US & Canada; AWD	1	EM-7193			
			LH Front	US & Canada; RWD	1	EM-7008			
		2014-19	RH Front	Mexico; AWD	1	EM-7128			
		2014-17	RH Front	US & Canada; AWD	1	EM-7128			
			RH Front	US & Canada; RWD	1	EM-7008			
	Trans	RWD	1			EM-7058			
V8	V8 5.0L 5026cc	2014-18	L & R Front	AWD	2	EM-7193			

Engine, Transmission, And Torque Strut Mounts

CYL	ENG. SIZE	YEAR	LOCATION	DESCRIPTION	QTY	ENGINE	TORQUE STRUT	TRANSMISSION
ISUZU SPORT UTILITY								
AMIGO								
L4	L4 2.2L 2180cc	1998-00	LH Front		1	EM-8351		
			RH Front		1	EM-5812		
			Trans	Auto; 2WD	1			EM-5609
			Trans	Auto; 4WD	1			EM-9142
V6	V6 3.2L 3165cc	1998-00	RH Front		1	EM-5814		
			Trans	RWD	1			EM-8586
ASCENDER								
L6	L6 4.2L 256ci	2003-08	L & R Front	Hydraulic Mount; RWD	2	EM-3021		
		2003-07	Trans		1			EM-3027
V8	V8 5.3L 325ci	2005-06	LH Front		1	EM-5694		
			RH Front		1	EM-5693		
AXIOM								
V6	V6 3.5L 3494cc	2002-04	LH Front		1	EM-5813		
			Trans	RWD	1			EM-5609
RODEO								
L4	L4 2.2L 2180cc	1998-03	LH Front		1	EM-8351		
			RH Front		1	EM-5812		
			Trans	Auto	1			EM-5609
			Trans	Manual	1			EM-5610
V6	V6 3.2L 3165cc	2001-04	LH Front		1	EM-5813		
		1998-00	RH Front		1	EM-5814		
			Trans	Auto; 2WD	1			EM-5609
		Trans	Manual; 2WD	1			EM-5610	
	V6 3.5L 3494cc	2004	LH Front		1	EM-5813		
			Trans	Auto; 2WD	1			EM-5609
Trans	Manual; 2WD	1			EM-5610			
RODEO SPORT								
L4	L4 2.2L 2180cc	2001-03	LH Front		1	EM-8351		
			RH Front		1	EM-5812		
			Trans	Auto	1			EM-5609
			Trans	Manual	1			EM-5610
V6	V6 3.2L 3165cc	2001-03	Trans	Auto; 2WD	1			EM-5609
			Trans	Manual; 2WD	1			EM-5610
TROOPER								
V6	V6 3.5L 3475cc	2000-02	LH Front	4WD	1	EM-8351		
			RH Front	4WD	1	EM-8352		
		1998-02	Trans	Auto; 4WD; w/o Torque Control	1			EM-9142
VEHICROSS								
V6	V6 3.5L 3475cc	1999-01	LH Front		1	EM-8351		
			RH Front		1	EM-8352		
ISUZU TRUCK								
HOMBRE								
L4	L4 2.2L 2180cc	1996-00	L & R Front	Insert	2	EM-2819		
			LH Front	Complete Unit	1	EM-5426		
			RH Front	Complete Unit	1	EM-5350		
		1998-00	Trans	Auto	1			EM-2957
			Trans	Manual	1			EM-2957
		V6	V6 4.3L 4294cc	1997-00	L & R Front		2	EM-2802
1998-00	Trans			Auto; 4WD	1			EM-2638
	Trans			Auto; RWD	1			EM-2394
Trans	Manual; 4WD	1			EM-2839			

Engine, Transmission, And Torque Strut Mounts

CYL	ENG. SIZE	YEAR	LOCATION	DESCRIPTION	QTY	ENGINE	TORQUE STRUT	TRANSMISSION
ISUZU TRUCK (continued)								
I-350								
L5	L5 3.5L 3460cc	2006	Trans		1			EM-2638
JAGUAR								
S-TYPE								
V6	V6 3.0L 2968cc	2000-04	L & R Front		2	EM-3077		
		2000-02	Trans		1			EM-3063
V8	V8 4.0L 3996cc	2000-02	L & R Front		2	EM-3077		
			Trans		1			EM-3063
	V8 4.2L 4196cc	2003-08	L & R Front		2	EM-3077		
		2003-05	Trans		1			EM-3063
SUPER V8								
V8	V8 4.2L 4196cc	2005	L & R Front		2	EM-3077		
XJ8								
V8	V8 4.2L 4196cc	2004-05	L & R Front		2	EM-3077		
XJR								
V8	V8 4.2L 4196cc	2004-05	L & R Front		2	EM-3077		
JAGUAR SPORTS UTILITY								
E-PACE								
L4	L4 2.0L 1997cc	2018-20	Trans		1			EM-7434
JEEP SPORT UTILITY								
CHEROKEE								
L4	L4 2.4L 144ci	2014-18	RH Front		1	EM-4264		
			Trans	Auto	1			EM-4401
	L4 2.5L 150ci	1992-00	LH Front		1	EM-2569		
			RH Front		1	EM-2571		
		1997-00	Trans	Auto	1			EM-2570
			Trans	Manual; Cushion	1			EM-5383
L6	L6 4.0L 242ci	2000-01	L & R Front	exc RH Drive	2	EM-2572		
			Trans	US & Canada; Auto	1			EM-5428
			Trans	US & Canada; Manual	1			EM-5428
		1998-01	Trans	Mexico; Auto	1			EM-2625
V6	V6 3.2L 198ci	2014-18	RH Front		1	EM-4265		
		2014-17	Torg Str - Rear		1		EM-4193	
		2014-18	Trans	Auto	1			EM-4266
COMMANDER								
V6	V6 3.7L 226ci	2006-10	LH Front		1	EM-4103		
			RH Front		1	EM-4104		
			Trans	Auto	1			EM-4153
V8	V8 4.7L 285ci	2006-09	Trans	Auto	1			EM-4153
	V8 4.7L 287ci	2006-09	LH Front		1	EM-4100		
			RH Front		1	EM-4105		
	V8 5.7L 345ci	2006-10	RH Front	RWD	1	EM-4123		
			Trans	Auto	1			EM-4153
COMPASS								
L4	L4 2.0L 122ci	2007-16	Front		1	EM-3131		
			RH Front		1	EM-3130		
			Rear		1	EM-3145		
		2012-13	Trans	Auto	1			EM-3134
			Trans	Auto (CVT)	1			EM-3134
			Trans	Manual	1			EM-3134
		2007-11	Trans	Auto (CVT)	1			EM-3134
			Trans	Manual	1			EM-3134
	L4 2.4L 144ci	2007-16	Front		1	EM-3131		

Engine, Transmission, And Torque Strut Mounts

CYL	ENG. SIZE	YEAR	LOCATION	DESCRIPTION	QTY	ENGINE	TORQUE STRUT	TRANSMISSION	
JEEP SPORT UTILITY (continued)									
COMPASS (continued)									
L4	L4 2.4L 144ci	2018-20	RH Front		1	EM-4380			
		2007-16	RH Front		1	EM-3130			
			Rear	4WD	1	EM-3157			
			Rear	FWD	1	EM-3145			
			Torq Str - Lower	6 Spd.	1		EM-4404		
		2012-14	Trans	Auto	1			EM-3134	
			Trans	Auto (CVT)	1			EM-3134	
			Trans	Manual	1			EM-3134	
		2007-11	Trans	Auto (CVT)	1			EM-3134	
Trans	Manual		1			EM-3134			
GRAND CHEROKEE									
L6	L6 4.0L 242ci	1999-04	LH Front		1	EM-3019			
			RH Front		1	EM-3039			
		2004	Trans	2WD	1			EM-2988	
			Trans	AWD	1			EM-3051	
		1999-03	Trans	2WD	1			EM-2988	
			Trans	4WD; US & Canada	1			EM-3051	
			Trans	AWD; Including Mexico	1			EM-3051	
		V6	V6 3.0L 182ci	2014-19	L & R Front		2	EM-4168	
2017	Trans			4WD; Mexican Vehicle	1		EM-4228		
	Trans			AWD; US & Canada	1		EM-4228		
2014-16	Trans			AWD	1		EM-4228		
V6 3.6L 220ci	2011-20		L & R Front		2	EM-4168			
	2017-20		Trans	4WD; Mexican Vehicle	1		EM-4228		
			Trans	AWD	1		EM-4228		
	2014-16		Trans	AWD	1		EM-4228		
2011-13	Trans			1			EM-4172		
	V6 3.7L 226ci		2005-10	LH Front		1	EM-4103		
				RH Front		1	EM-4104		
Trans		Auto		1		EM-4153			
V8	V8 4.7L 287ci	2005-09	LH Front		1	EM-4100			
		1999-04	LH Front		1	EM-3012			
		2005-09	RH Front		1	EM-4105			
		1999-04	RH Front		1	EM-3008			
		2005-09	Trans	4WD; US & Canada	1			EM-4153	
			Trans	AWD; Mexico Vehicle	1			EM-4153	
		2004	Trans	2WD	1			EM-3018	
			Trans	4WD; US & Canada	1			EM-3013	
			Trans	AWD; Mexico Vehicle	1			EM-3013	
		1999-03	Trans	2WD	1			EM-3018	
			Trans	4WD; US & Canada	1			EM-3013	
			Trans	AWD; Including Mexico	1			EM-3013	
		V8 5.7L 345ci	2011-20	L & R Front		2	EM-4168		
			2005-10	LH Front		1	EM-4185		
	RH Front				1	EM-4123			
	2017-20		Trans	4WD; Mexican Vehicle	1			EM-4228	
			Trans	AWD	1			EM-4228	
			Trans	RWD	1			EM-4172	
	2015-16		Trans	AWD	1			EM-4228	
			Trans	RWD	1			EM-4172	
	2011-14		Trans	Auto	1			EM-4172	
	2006-10		Trans	Auto	1			EM-4153	
	V8 6.1L 370cid	2006-10	RH Front		1	EM-4123			
V8 6.4L 392ci	2012-20	L & R Front		2	EM-4168				
	2014-16	Trans		1			EM-4228		
	2012-13	Trans	Auto	1			EM-4172		

Engine, Transmission, And Torque Strut Mounts

CYL	ENG. SIZE	YEAR	LOCATION	DESCRIPTION	QTY	ENGINE	TORQUE STRUT	TRANS-MISSION
JEEP SPORT UTILITY (continued)								
LIBERTY								
L4	L4 2.4L 148ci	2002-05	LH Front		1	EM-3009		
			RH Front		1	EM-3010		
			Trans		1			EM-3016
V6	V6 3.7L 226ci	2008-12	LH Front		1	EM-4101		
		2002-05	LH Front		1	EM-3015		
		2008-12	RH Front		1	EM-4258		
		2002-05	RH Front		1	EM-3014		
		2009-12	Trans	Auto	1			EM-4217
		2006-08	Trans	Auto	1			EM-4217
			Trans	Manual	1			EM-4217
			2004-05	Trans	Auto; 2WD	1		EM-3054
		2002-03	Trans	Auto; 4WD	1			EM-3055
			Trans	Manual	1			EM-3054
			Trans	Auto; 2WD	1			EM-3053
			Trans	Auto; 4WD	1			EM-3007
Trans	Manual; 2WD		1			EM-3052		
Trans	Manual; 4WD	1			EM-3055			
PATRIOT								
L4	L4 2.0L 122ci	2007-16	Front		1	EM-3131		
			RH Front		1	EM-3130		
			Rear		1	EM-3145		
	L4 2.4L 144ci	2007-16	Front		1	EM-3131		
			RH Front		1	EM-3130		
			Rear	4WD	1	EM-3157		
	2007-09	Trans	Auto; CVT	1			EM-3134	
		Trans	FWD	1	EM-3145			
		Trans	Manual	1			EM-3137	
RENEGADE								
L4	L4 2.4L 144ci	2015-20	RH Front		1	EM-4380		
WRANGLER								
L4	L4 2.4L 148ci	2003-06	L & R Front		2	EM-2883		
			Trans	Auto	1		EM-2882	
			Trans	Manual	1		EM-2882	
	L4 2.5L 150ci	1997-02	L & R Front		2	EM-2883		
			Trans	Auto	1		EM-2882	
			Trans	Manual	1		EM-2882	
L6	L6 4.0L 242ci	1997-06	L & R Front		2	EM-2883		
			Trans	Auto	1		EM-2882	
			Trans	Manual	1		EM-2882	
V6	V6 3.6L 220ci	2012-17	LH Front		1	EM-4213		
			RH Front		1	EM-4214		
			Trans		1		EM-4215	
			Trans	Manual	1		EM-4215	
	V6 3.8L 231ci	2007-11	L & R Front	Bushing	1	EM-4041		
			Left	Complete Unit	1	EM-4181		
			Right	Complete Unit	1	EM-4182		
			Trans	Auto	1		EM-4043	
			Trans	Manual	1		EM-4043	
WRANGLER JK								
V6	V6 3.6L 220ci	2018	Trans	Auto	1		EM-4215	
			Trans	Manual	1		EM-4215	

Engine, Transmission, And Torque Strut Mounts

CYL	ENG. SIZE	YEAR	LOCATION	DESCRIPTION	QTY	ENGINE	TORQUE STRUT	TRANSMISSION	
KIA PASSENGER CAR									
AMANTI									
V6	V6 3.5L 3497cc	2004-06	Front		1	EM-8948			
			RH Front		1	EM-8949			
			Rear		1	EM-8950			
			Trans		1			EM-5121	
	V6 3.8L 3778cc	2007-09	Front		1	EM-9317			
			RH Front		1	EM-9332			
			Rear		1	EM-9330			
			Trans	Auto	1			EM-9333	
CADENZA									
V6	V6 3.3L 3342cc	2014-16	Trans	Auto	1			EM-7367	
FORTE									
L4	L4 1.8L 1797cc	2014-16	Torq Str - Front L		1		EM-7066		
			Trans	Auto	1			EM-7379	
			Trans	Manual	1			EM-7160	
	L4 2.0L 1998cc	2010-13	Front	Auto	1	EM-9360			
			Rear	Auto	1	EM-5999			
			Rear	Manual	1	EM-7006			
			Right		1	EM-9345			
			2014-16	Trans		1			EM-7160
				Trans	Auto	1			EM-7379
	2010-13	Trans		1			EM-7049		
		Trans		1			EM-5997		
	L4 2.0L 1999cc	2014-18	Torq Str - Front L		1		EM-7065		
L4 2.4L 2359cc	2010-13	Trans		1			EM-7049		
		Trans		1			EM-5997		
L5	L4 2.4L 2359cc		Front	Auto	1	EM-9360			
			Rear	Auto	1	EM-5999			
			Right		1	EM-9345			
FORTE KOUP									
L4	L4 1.6L 1591cc	2014-16	RH Front		1	EM-7062			
		2014-17	Torq Str - Front L		1		EM-7065		
		2014-16	Trans	Auto	1			EM-7090	
			Trans	Manual	1			EM-7160	
	L4 2.0L 1998cc	2010-13	Front	Auto	1	EM-9360			
			Rear	Auto	1	EM-5999			
			Rear	Manual	1	EM-7006			
			Right		1	EM-9345			
			Trans		1			EM-7049	
			Trans		1			EM-5997	
	L4 2.0L 1999cc	2014-17	Torq Str - Front L		1		EM-7065		
			2014-16	Trans		1		EM-7160	
Trans				Auto	1		EM-7379		
L4 2.4L 2359cc	2010-13	Trans		1			EM-7049		
		Trans		1			EM-5997		
L5	L4 2.4L 2359cc		Front	Auto	1	EM-9360			
			Rear	Auto	1	EM-5999			
			Right		1	EM-9345			
FORTE5									
L4	L4 1.6L 1591cc	2014-16	RH Front		1	EM-7062			
		2014-18	Torq Str - Front L		1		EM-7065		
		2014-16	Trans	Auto	1			EM-7090	
			Trans	Manual	1			EM-7160	
	L4 2.0L 1998cc	2012-13	Front	Auto	1	EM-9360			
			Rear	Auto	1	EM-5999			
			Rear	Manual	1	EM-7006			
			Right		1	EM-9345			

Engine, Transmission, And Torque Strut Mounts

CYL	ENG. SIZE	YEAR	LOCATION	DESCRIPTION	QTY	ENGINE	TORQUE STRUT	TRANSMISSION	
KIA PASSENGER CAR (continued)									
FORTE5 (continued)									
L4	L4 2.0L 1998cc	2012-13	Trans		1			EM-7396	
			Trans		1		EM-5997		
	L4 2.0L 1999cc	2014-18 2014-16	Torq Str - Front L		1		EM-7065		
			Trans		1		EM-7160		
			Trans	Auto	1		EM-7379		
L4 2.4L 2359cc	2012-13	Trans		1			EM-5997		
L5	L4 2.4L 2359cc		Front	Auto	1	EM-9360			
			Rear	Auto	1	EM-5999			
			Right		1	EM-9345			
MAGENTIS									
L4	L4 2.4L 2351cc	2005	Front		1	EM-8770			
			2001-04	Front		1	EM-8770		
				RH Front		1	EM-8722		
		2005	Rear		1	EM-8783			
			2001-04	Rear		1	EM-8783		
			2005	Trans	Auto	1			EM-9373
		2001-04	Trans	Auto	1			EM-9373	
			Trans	Manual	1			EM-9367	
			L4 2.4L 2359cc	2009-10 2006-08 2009-10 2006-08 2009-10 2006-08 2006-10	Front	Auto	1	EM-7037	
	Front	Manual	1		EM-9311				
	Front		1		EM-9311				
	RH Front		1		EM-9335				
	RH Front		1		EM-9335				
	Rear		1		EM-9323				
	Rear		1		EM-9323				
Trans		1				EM-9334			
V6	V6 2.5L 2500cc	2001	Front			1	EM-8769		
			Rear		1	EM-8784			
	V6 2.7L 2656cc	2007-10 2005-06	RH Front		1	EM-9335			
			RH Front		1	EM-9335			
			Rear		1	EM-9323			
	V6 2.7L 2700cc	2002-04	Front		1	EM-8769			
			Rear		1	EM-8784			
OPTIMA									
L4	L4 2.0L 1998cc	2011-13 2015-20 2011-14	Right		1	EM-7092			
			Trans		1		EM-7209		
			Trans	Auto	1		EM-5996		
	L4 2.4L 2351cc	2006 2001-05 2006 2001-05 2006 2001-05 2006 2006 2005 2001-04	2006 2001-05 2006 2001-05 2006 2001-05 2006 2006 2005 2001-04	Front	To 9-17-2006	1	EM-8770		
				Front		1	EM-8770		
				RH Front	To 9-17-2006	1	EM-8722		
				RH Front		1	EM-8722		
				Rear	To 9-17-2006	1	EM-8783		
				Rear		1	EM-8783		
				Trans	Auto; 4 Spd	1		EM-9373	
				Trans	Auto; 5 Spd	1		EM-9334	
				Trans	Manual	1		EM-9367	
				Trans	Auto; 4 Spd	1		EM-9373	
				Trans	Manual	1		EM-9367	
				Trans	Auto	1		EM-9373	
	Trans	Manual	1		EM-9367				
	L4 2.4L 2359cc	2009-10 2007-08 2006 2009-10 2007-08 2006	2009-10 2007-08 2006 2009-10 2007-08 2006	Front	Auto	1	EM-7037		
				Front	Manual	1	EM-9311		
				Front	Auto	1	EM-9311		
				Front	From 9-17-2006	1	EM-9311		
				RH Front		1	EM-9335		
RH Front					1	EM-9335			
RH Front				From 9-17-2006	1	EM-9335			

Engine, Transmission, And Torque Strut Mounts

CYL	ENG. SIZE	YEAR	LOCATION	DESCRIPTION	QTY	ENGINE	TORQUE STRUT	TRANSMISSION			
KIA PASSENGER CAR (continued)											
OPTIMA (continued)											
L4	L4 2.4L 2359cc	2009-10	Rear		1	EM-9323					
		2007-08	Rear		1	EM-9323					
		2006	Rear	From 9-17-2006	1	EM-9323					
		2011-15	Right	Gas Engine	1	EM-7092					
		2009-14	Torq Str - Front	Gas Engine	1		EM-7105				
			Torq Str - Front	Hybrid	1		EM-7105				
		2016-20	Trans		1			EM-7209			
		2014-15	Trans	Auto	1			EM-5996			
		2011-13	Trans	Auto	1			EM-5996			
			Trans	Manual	1			EM-7033			
		2007-10	Trans		1			EM-9334			
		2006	Trans	Auto; 4 Spd	1			EM-9373			
			Trans	Auto; 5 Spd	1			EM-9334			
Trans	Manual		1			EM-9367					
V6	V6 2.5L 2500cc	2001	Front		1	EM-8769					
			RH Front		1	EM-8723					
			Rear		1	EM-8784					
			Trans		1		EM-9373				
	V6 2.7L 2656cc	2007-09	2007-09	Front		1	EM-7312				
			2006	Front		1	EM-7312				
			2002-05	Front		1	EM-8769				
			2007-09	RH Front		1	EM-9335				
			2006	RH Front		1	EM-9335				
			2002-05	RH Front		1	EM-8723				
			2006	Rear		1	EM-9323				
			2002-05	Rear		1	EM-8784				
			2002-06	Trans	Auto	1			EM-9373		
			RIO								
			L4	L4 1.5L 1493cc	2001-02	Front		1	EM-8914		
RH Front		1				EM-8913					
Rear		1				EM-8914					
L4 1.6L 1591cc	2012-14	2012-14		Front		1	EM-7062				
		2012-17		Torq Str - Front L		1		EM-7065			
		2015-17		Trans	Manual	1			EM-7160		
2012-14	Trans	Manual		1			EM-7057				
	L4 1.6L 1594cc	2003-05		Front		1	EM-8914				
				RH Front		1	EM-9346				
Rear					1	EM-8914					
L4 1.6L 1599cc	2006-11	Front Lower		1	EM-9309						
		Front Upper		1	EM-9324						
		Rear		1	EM-9310						
		Trans	Auto	1		EM-9308					
Trans	Manual	1		EM-9308							
RIO5											
L4	L4 1.6L 1599cc	2006-11	Front Lower		1	EM-9309					
			Front Upper		1	EM-9324					
			Rear	Auto	1	EM-9310					
			Trans	Auto	1		EM-9308				
			Trans	Manual	1		EM-9308				
RONDO											
L4	L4 2.4L 2359cc	2007-10	Front		1	EM-9311					
			RH Front		1	EM-9335					
			Rear		1	EM-9323					
			Trans	Auto	1		EM-9342				
V6	V6 2.7L 2656cc	2007-10	Front		1	EM-7312					
			RH Front		1	EM-9335					
			Rear		1	EM-9323					

Engine, Transmission, And Torque Strut Mounts

CYL	ENG. SIZE	YEAR	LOCATION	DESCRIPTION	QTY	ENGINE	TORQUE STRUT	TRANSMISSION	
KIA PASSENGER CAR (continued)									
SOUL									
L4	L4 1.6L 1591cc	2014-19	RH Front		1	EM-7099			
		2012-13	RH Front		1	EM-7161			
		2010-11	RH Front		1	EM-5880			
		2014-19	Torq Str - Front L		1		EM-7065		
		2012-13	Torq Str - Front L		1		EM-7066		
		2010-11	Torq Str - Front L	Manual	1		EM-7068		
		2014-19	Trans	Auto	1			EM-7221	
			Trans	Manual	1			EM-7362	
		2012-13	Trans	Auto	1			EM-7166	
			Trans	Manual	1			EM-7151	
		2010-11	Trans	Auto	1			EM-7165	
			Trans	Manual	1			EM-7151	
	L4 2.0L 1975cc	2012-13	RH Front		1	EM-7163			
		2010-11	RH Front		1	EM-7161			
		2012-13	Torq Str - Front L		1		EM-7066		
		2010-11	Torq Str - Front L		1		EM-7066		
		2012-13	Trans	Auto	1			EM-7166	
		2010-11	Trans	Auto	1			EM-7165	
	L4 2.0L 1999cc	2014-19	RH Front		1	EM-7099			
			Torq Str - Front L		1		EM-7065		
			Trans	Auto	1			EM-7221	
SEPHIA									
L4	L4 1.8L 1793cc	1998-01	Front	Auto	1	EM-8906			
			Front	Manual	1	EM-8904			
			RH Front		1	EM-8902			
			Rear	Auto	1	EM-8908			
			Rear	Manual	1	EM-8905			
		2001	Trans	Auto	1			EM-8907	
			Trans	Manual	1			EM-8910	
		1998-00	Trans	Auto	1			EM-8912	
			Trans	Manual	1			EM-8911	
SPECTRA									
L4	L4 1.8L 1793cc	2003-04	Front	Auto	1	EM-8906			
			Front	Manual	1	EM-8904			
		2000-02	Front	Auto	1	EM-8906			
			Front	Manual	1	EM-8904			
		2003-04	RH Front		1	EM-8902			
		2000-02	RH Front		1	EM-8902			
		2003-04	Rear	Manual	1	EM-8905			
		2000-02	Rear	Auto	1	EM-8908			
			Rear	Manual	1	EM-8905			
		2000-04	Trans	Auto	1			EM-8907	
			Trans	Manual	1			EM-8910	
		L4 2.0L 1975cc	2006-09	Front	Auto	1	EM-9362		
				Front	Manual	1	EM-9312		
			2004-05	Front		1	EM-9312		
	2006-09		Front Upper	Bracket Only	1	EM-9328			
	2004-05		Front Upper	Bracket Only	1	EM-9328			
	2006-09		RH Front		1	EM-9325			
	2004-05		RH Front		1	EM-9325			
	2006-09		Rear	Auto	1	EM-9313			
			Rear	Manual	1	EM-9313			
	2004-05		Rear	Auto	1	EM-9326			
		Rear	Manual	1	EM-9313				
	2006-09	Rear Upper	Bracket Only	1	EM-9327				
2004-05	Rear Upper	Bracket Only	1	EM-9327					

Engine, Transmission, And Torque Strut Mounts

CYL	ENG. SIZE	YEAR	LOCATION	DESCRIPTION	QTY	ENGINE	TORQUE STRUT	TRANSMISSION	
KIA PASSENGER CAR (continued)									
SPECTRA (continued)									
L4	L4 2.0L 1975cc	2004-09	Trans	Auto	1			EM-9337	
			Trans	Manual	1			EM-9319	
SPECTRA5									
L4	L4 2.0L 1975cc	2007-09	Front	Auto	1	EM-9362			
			Front	Manual	1	EM-9312			
		2005-06	Front	Manual	1	EM-9312			
		2007-09	Front Upper	Bracket Only	1	EM-9328			
		2005-06	Front Upper	Bracket Only	1	EM-9328			
		2007-09	RH Front		1	EM-9325			
		2005-06	RH Front	Manual	1	EM-9325			
		2007-09	Rear	Auto	1	EM-9313			
			Rear	Manual	1	EM-9313			
		2005-06	Rear	Auto	1	EM-9326			
			Rear	Manual	1	EM-9313			
		2007-09	Rear Upper	Bracket Only	1	EM-9327			
		2005-06	Rear Upper	Bracket Only	1	EM-9327			
		2005-09	Trans	Auto	1			EM-9337	
	Trans	Manual	1			EM-9319			
KIA SPORT UTILITY									
BORREGO									
V6	V6 3.8L 3778cc	2009-10	L & R Front		2	EM-9329			
		2009-11	Trans		1			EM-7051	
V8	V8 4.6L 4627cc	2009-10	L & R Front		2	EM-9329			
SORENTO									
L4	L4 2.0L 1998cc	2016-18	Torq Str - Front L		1		EM-7369		
			RH Front		1	EM-7304			
	L4 2.4L 2359cc	2011-13	Front		1	EM-5883			
			Rear	AWD	1	EM-7061			
			Rear	FWD	1	EM-7110			
			2016-20	Right		1	EM-7427		
			2014-15	Right		1	EM-7208		
			2011-13	Right		1	EM-7089		
			2016-19	Torq Str - Front		1		EM-7361	
			2013-15	Torq Str - Front		1		EM-7216	
			2013-18	Trans	AWD	1			EM-7220
				Trans	FWD	1			EM-7218
		Trans	Auto	1			EM-7060		
V6 3.3L 3342cc	2016-20	Right		1	EM-7427				
V6	V6 3.3L 3342cc	2014-15	Right		1	EM-7219			
			Torq Str - Front		1		EM-7216		
		2016-19	Torq Str - Front L		1		EM-7369		
		2014-17	Trans	FWD	1			EM-7218	
		2008-09	Trans	Auto; 4WD	1			EM-9320	
		Trans	Auto; RWD	1			EM-7051		
	V6 3.5L 3470cc	2011-13	Front		1	EM-5883			
			Rear	FWD	1	EM-7110			
			Right		1	EM-9355			
	V6 3.5L 3471cc	2011-12	Trans		1			EM-7060	
	V6 3.5L 3497cc	2003-06	L & R Front		2	EM-9331			
Trans			Auto	1			EM-9320		
		Trans	Manual; 4WD	1			EM-9336		
2004		Trans	Auto	1			EM-9336		
		Trans	Manual; 4WD	1			EM-9336		
2003	Trans	Auto	1			EM-9336			
V6 3.8L 3778cc	2007-09	L & R Front		2	EM-9329				
		Trans	Auto; 4WD	1			EM-9320		

Engine, Transmission, And Torque Strut Mounts

CYL	ENG. SIZE	YEAR	LOCATION	DESCRIPTION	QTY	ENGINE	TORQUE STRUT	TRANSMISSION	
KIA SPORT UTILITY (continued)									
SORENTO (continued)									
V6	V6 3.8L 3778cc	2007-09	Trans	Auto; RWD	1			EM-7051	
SPORTAGE									
L4	L4 2.0L 1975cc	2005-09	Front		1	EM-9322			
			RH Front		1	EM-9368			
			Rear		1	EM-9306			
			Trans	Auto	1		EM-9374		
			Trans	Manual	1		EM-9380		
	L4 2.0L 1998cc	1995-02	2011-13	LH Front		1	EM-8607		
				RH Front		1	EM-8606		
			2011-16	Right		1	EM-7104		
			2011-16	Torq Str - Lower		1		EM-7105	
			1995-02	Trans - LH	Auto; 4WD	1		EM-8901	
			1995-02	Trans - LH	Manual; 4WD	1		EM-8901	
			2016-21	Trans	FWD	1		EM-7314	
			2011-13	Trans		1		EM-7056	
			1995-02	Trans	Auto; RWD	1		EM-8608	
			1995-02	Trans	Manual; RWD	1		EM-8608	
	L4 2.0L 1999cc	2016-21	RH Front		1	EM-7304			
	L4 2.4L 2359cc	2016-21	Right		1	EM-7304			
			2014-15	Right		1	EM-7213		
			2011-13	Right		1	EM-7104		
			2011-16	Torq Str - Lower		1		EM-7105	
2017-21			Trans	FWD	1		EM-7314		
2014-16			Trans	Auto	1		EM-7224		
2011-13			Trans	Auto	1		EM-7056		
2011-13	Trans	Manual	1		EM-7056				
V6	V6 2.7L 2656cc	2005-09	Front		1	EM-9338			
			RH Front		1	EM-9368			
			Rear		1	EM-9306			
			Trans		1		EM-9378		
			Trans		1		EM-9378		
KIA VAN									
SEDONA									
V6	V6 3.3L 3342cc	2015-21	Right		1	EM-7427			
			V6 3.5L 3470cc	2014	Rear		1	EM-9347	
					2011-12	Rear		1	EM-9347
	V6 3.5L 3471cc	2011-12	Trans	Auto	1		EM-9349		
	V6 3.5L 3497cc	2002-05	Front		1	EM-9351			
			Rear		1	EM-9359			
			Right		1	EM-5526			
			Trans		1		EM-5482		
	V6 3.8L 3778cc	2010	Front		1	EM-9375			
			2006-09	Front		1	EM-9375		
				RH Front		1	EM-9343		
				Rear		1	EM-9347		
2006-10			Trans	Auto	1		EM-9349		
LAND ROVER SPORT UTILITY									
DISCOVERY									
V8	V8 4.0L 3950cc	1999-02	L & R Front		2	EM-5841			
RANGE ROVER									
V8	V8 4.2L 4196cc	2006-09	LH Front		1	EM-5893			
			RH Front		1	EM-5894			
	V8 4.4L 4394cc	2006-09	LH Front		1	EM-5893			
			RH Front		1	EM-5894			
	V8 4.4L 4398cc	2003-05	LH Front		1	EM-5895			
			RH Front		1	EM-5896			

Engine, Transmission, And Torque Strut Mounts

CYL	ENG. SIZE	YEAR	LOCATION	DESCRIPTION	QTY	ENGINE	TORQUE STRUT	TRANSMISSION
LAND ROVER SPORT UTILITY (continued)								
RANGE ROVER SPORT								
V8	V8 4.2L 4196cc	2006-09	L & R Front		2	EM-5892		
	V8 4.4L 4394cc	2006-09	L & R Front		2	EM-5892		
	V8 5.0L 5000cc	2010-12	L & R Front		2	EM-5892		
LEXUS PASSENGER CAR								
CT200H								
L4	L4 1.8L 1798cc	2011-16	Front		1	EM-9514		
			Rear		1	EM-7077		
			Right		1	EM-5970		
ES300								
V6	V6 3.0L 2959cc	1997-01	Torq Str - Front	Auto	1		EM-8697	
			Front		1	EM-5991		
			Front	w/Variable Timing	1	EM-5804		
			Front	w/o Variable Timing	1	EM-8967		
			RH Front		1	EM-9239		
			Rear	Insert	1	EM-9421		
			Rear	w/Variable Timing; Complete Unit	1	EM-7410		
			Torq Str - Front		1		EM-9197	
			Trans - LH		1			EM-9165
1999-01	Trans	w/Variable Timing	1			EM-5809		
	Trans	w/o Variable Timing	1			EM-8644		
ES300H								
L4	L4 2.5L 2494cc	2013-18	Front		1	EM-7299		
			Right		1	EM-7453		
			Right		1	EM-7053		
ES330								
V6	V6 3.3L 3300cc	2004-06	Front		1	EM-5842		
			RH Rear		1	EM-9212		
			Torq Str - Front		1		EM-9197	
			Trans		1			EM-9165
ES350								
V6	V6 3.5L 3456cc	2013-18	Front		1	EM-7097		
			RH Front		1	EM-9238		
			Torq Str - Rear		1		EM-9601	
			Trans		1			EM-9236
GS300								
L6	L6 3.0L 2997cc	1998-05	L & R Front	Hydraulic Mount	2	EM-5921		
			Trans		1			EM-5941
V6	V6 3.0L 2994cc	2006	L & R Front	RWD	2	EM-7303		
			Trans	RWD	1			EM-5963
GS350								
V6	V6 3.5L 3456cc	2007-11	L & R Front	RWD	2	EM-7303		
			Trans	RWD	1			EM-5963
GS400								
V8	V8 4.0L 3969cc	1998-00	L & R Front	Hydraulic Mount	2	EM-5142		
			Trans		1			EM-5403
GS430								
V8	V8 4.3L 4293cc	2001-05	L & R Front	Hydraulic Mount	2	EM-5142		
			Trans		1			EM-5963
			Trans		1			EM-5403

Engine, Transmission, And Torque Strut Mounts

CYL	ENG. SIZE	YEAR	LOCATION	DESCRIPTION	QTY	ENGINE	TORQUE STRUT	TRANSMISSION
LEXUS PASSENGER CAR (continued)								
GS450H								
V6	V6 3.5L 3456cc	2007-11	L & R Front		2	EM-7303		
GS460								
V8	V8 4.6L 4608cc	2008-11	Trans		1			EM-5963
IS250								
V6	V6 2.5L 2499cc	2014-15	L & R Front	Convertible	2	EM-7303		
			L & R Front	Manual; RWD	2	EM-7303		
		2006-13	L & R Front	Auto; RWD	2	EM-7303		
			L & R Front	Manual; RWD	2	EM-7303		
		2006-12	Trans	Auto; RWD	1			EM-5963
			Trans	Manual; RWD	1			EM-5975
IS300								
L6	L6 3.0L 2997cc	2001-05	L & R Front	Hydraulic Mount	2	EM-5921		
		2002-05	Trans	Auto	1			EM-5941
			Trans	Manual	1			EM-5801
		2001	Trans	Auto	1			EM-5941
V6	V6 3.5L 3456cc	2019-21	L & R Front	RWD	2	EM-7303		
IS350								
V6	V6 3.5L 3456cc	2011-21	L & R Front	RWD	2	EM-7303		
		2006-10	L & R Front		2	EM-7303		
		2006-12	Trans	RWD	1			EM-5963
LS400								
V8	V8 4.0L 3969cc	1990-00	L & R Front		2	EM-5143		
		1995-00	Trans		1			EM-5942
LS430								
V8	V8 4.3L 4293cc	2001-06	L & R Front		2	EM-5952		
		2004-06	Trans		1			EM-5976
		2001-03	Trans		1			EM-5967
RC F								
V8	V8 5.0L 4969cc	2015-17	Trans		1			EM-5963
RC300								
V6	V6 3.5L 3456cc	2018-21	L & R Front	RWD	2	EM-7303		
RC350								
V6	V6 3.5L 3456cc	2015-21	L & R Front	RWD	2	EM-7303		
		2015-17	Trans		1			EM-5963
SC300								
L6	L6 3.0L	1992-00	L & R Front		2	EM-5367		
	L6 3.0L 2997cc	1998-00	Trans	Auto	1			EM-5769
SC430								
V8	V8 4.3L 4293cc	2002-10	RH Front		1	EM-5142		
			Trans		1			EM-5403
LEXUS SPORT UTILITY								
GX460								
V8	V8 4.6L 4608cc	2010-20	Left		1	EM-7447		
GX470								
V8	V8 4.7L 4663cc	2003-09	L & R Front		2	EM-5649		
		2003-07	Trans		1			EM-9511
LX470								
V8	V8 4.7L 4663cc	1998-07	L & R Front		2	EM-9050		
			Trans		1			EM-8991

Engine, Transmission, And Torque Strut Mounts

CYL	ENG. SIZE	YEAR	LOCATION	DESCRIPTION	QTY	ENGINE	TORQUE STRUT	TRANSMISSION
LEXUS SPORT UTILITY (continued)								
NX200T								
L4	L4 2.0L 1998cc	2015-17	Front		1	EM-7355		
			Right		1	EM-7370		
			Trans	Auto	1			EM-7373
NX300								
L4	L4 2.0L 1998cc	2018-20	Front		1	EM-7355		
			Right		1	EM-7370		
		2020	Trans	Hybrid; Auto (CVT)	1			EM-7373
		2018-19	Trans	Auto	1			EM-7373
NX300H								
L4	L4 2.5L 2494cc	2015-19	Right	Hybrid	1	EM-7344		
		2015-20	Trans	Hybrid	1			EM-7353
RX300								
V6	V6 3.0L 2995cc	1999-03	Front		1	EM-9173		
			Rear	AWD	1	EM-9179		
			Rear	FWD	1	EM-9192		
			Torq Str - Front		1		EM-8995	
			Trans		1			EM-9073
RX330								
V6	V6 3.3L 3300cc	2004-06	Front	4WD; Built in Japan	1	EM-5800		
			RH Front		1	EM-9212		
			Rear	AWD; Bushing Only	1	EM-9590		
			Rear	AWD; Complete Kit	1	EM-5837		
			Rear	FWD	1	EM-7039		
			Torq Str - Front		1		EM-9227	
Trans		1			EM-9165			
RX350								
V6	V6 3.5L 3456cc	2016-21	Front	AWD; A/T; 6 Spd.	1	EM-7335		
			Front	FWD	1	EM-7335		
		2013-15	Front	AWD; A/T; 6 Spd.	1	EM-7335		
			Front	FWD	1	EM-7335		
		2010-12	Front		1	EM-7097		
		2016-21	RH Front		1	EM-9238		
		2013-15	RH Front		1	EM-9238		
		2010-12	RH Front		1	EM-9238		
2007-09	RH Front		1	EM-9238				
RX350L								
V6	V6 3.5L 3456cc	2018-21	Rear		1	EM-7452		
RX350								
V6	V6 3.5L 3456cc	2016-21	Rear		1	EM-7452		
			Rear		1	EM-7185		
		2007-09	Rear	AWD; Bushing Only	1	EM-9590		
			Rear	AWD; Complete Kit	1	EM-5837		
			Rear	FWD; Japan Built	1	EM-7039		
RX350L								
V6	V6 3.5L 3456cc	2018-21	Right		1	EM-7445		
RX350								
V6	V6 3.5L 3456cc	2007-09	Torq Str - Front		1		EM-5861	
		2010-15	Torq Str - Right		1		EM-7084	
RX350L								
V6	V6 3.5L 3456cc	2018-20	Trans		1			EM-7404

Engine, Transmission, And Torque Strut Mounts

CYL	ENG. SIZE	YEAR	LOCATION	DESCRIPTION	QTY	ENGINE	TORQUE STRUT	TRANSMISSION
LEXUS SPORT UTILITY (continued)								
RX350								
V6	V6 3.5L 3456cc	2016-20	Trans		1			EM-7404
		2010-15	Trans		1			EM-9236
		2007-09	Trans		1			EM-9165
RX400H								
V6	V6 3.3L 3300cc	2006-08	Front		1	EM-7188		
			RH Front		1	EM-9212		
			Torq Str - Rear	AWD	1		EM-9232	
			Trans		1			EM-9165
RX450H								
V6	V6 3.5L 3456cc	2010-15	Front		1	EM-7188		
			Rear		1	EM-7185		
			Right		1	EM-9238		
			Torq Str - Right		1		EM-7083	
			Trans		1			EM-7189
LINCOLN PASSENGER CAR								
CONTINENTAL								
V6	V6 3.7L 227ci	2017-18	RH Front		1	EM-4270		
			Trans - Upper	Auto	1			EM-4314
V8	V8 4.6L 281ci	2001-02	RH Front		1	EM-2996		
		1998-02	RH Front		1	EM-2996		
		2001-02	RH Rear		1	EM-2813		
		1998-02	Torq Str - Rear		1		EM-3111	
		2001-02	Trans		1			EM-2974
		1995-00	Trans		1			EM-2717
LS								
V6	V6 3.0L 182ci	2000-05	L & R Front		2	EM-3077		
			Trans		1			EM-3063
V8	V8 3.9L 242ci	2000-06	L & R Front		2	EM-3077		
			Trans		1			EM-3063
MKS								
V6	V6 3.5L 213ci	2013-15	Front	Turbo	1	EM-4209		
		2010-12	Front		1	EM-5427		
		2010-15	Torq Str - Front	Turbo	1		EM-4056	
			Torq Str - Rear	Turbo	1		EM-4055	
		2013-16	Trans - Upper		1			EM-4040
	V6 3.7L 227ci	2009-15	Front		1	EM-5427		
		2013-15	Torq Str - Lower		1		EM-4055	
		2009-11	Torq Str - Rear		1		EM-3142	
		2009-15	Trans - Upper	Non Turbo	1			EM-4040
MKZ								
L4	L4 2.0L 122ci	2013-20	RH Front	Turbo; Turbo	1	EM-4205		
			RH Front	Hybrid	1	EM-4068		
		2013-18	Torq Str - Rear		1		EM-4184	
		2013-17	Trans	Gas; Auto (CVT); Hybrid	1			EM-4070
			Trans	Gas; Auto; Turbocharged	1			EM-4251
2011-12	Trans		1			EM-4067		
V6	V6 3.5L 213ci	2009-12	Right		1	EM-4208		
		2007-08	Right		1	EM-4208		
		2007-12	Torq Str - Front		1		EM-4059	
			Trans		1			EM-4255
	V6 3.7L 227ci	2013-16	Right		1	EM-4270		
		Torq Str - Lower		1		EM-4200		
		Torq Str - Upper		1		EM-4202		
2013-16	Trans - Upper		1			EM-4314		

Engine, Transmission, And Torque Strut Mounts

CYL	ENG. SIZE	YEAR	LOCATION	DESCRIPTION	QTY	ENGINE	TORQUE STRUT	TRANSMISSION	
LINCOLN PASSENGER CAR (continued)									
TOWN CAR									
V8	V8 4.6L 281ci	2009-11	LH Front		1	EM-3025			
		2003-08	LH Front		1	EM-3071			
		1998-02	LH Front		1	EM-2861			
		2009-11	RH Front		1	EM-3024			
		2003-08	RH Front		1	EM-3072			
		1998-02	RH Front		1	EM-2860			
		2003-11	Trans		1			EM-3038	
1998-02	Trans		1			EM-2822			
ZEPHYR									
V6	V6 3.0L 181ci	2006	Right		1	EM-4044			
			Torq Str - Front		1		EM-3107		
			Trans		1			EM-4034	
LINCOLN SPORT UTILITY									
MKC									
L4	L4 2.0L 122ci	2015-18	Right	Complete Unit	1	EM-4152			
			Right	Insert	1	EM-4229			
	L4 2.0L 122ci	2015-18	Torq Str - Rear		1		EM-4263		
			Trans		1			EM-4121	
	L4 2.3L 140ci	2015-18	Right	Complete Unit	1	EM-4152			
			Right	Insert	1	EM-4229			
			Torq Str - Rear		1		EM-4263		
			Trans		1		EM-4121		
MKT									
L4	L4 2.0L 122ci	2013-16	Torq Str - Front		1		EM-4303		
		2014-16	Torq Str - Rear L		1		EM-4303		
		2013-16	Trans		1			EM-4262	
V6	V6 3.5L 213ci	2010-15	RH Front	Turbo	1	EM-4209			
			Torq Str - Front	Turbo	1		EM-4056		
			Torq Str - Rear	Turbo	1		EM-4055		
			Trans - Upper	Turbo	1			EM-4291	
	V6 3.7L 227ci	2010-12	RH Front		1	EM-5427			
			2010-13	Torq Str - Front		1		EM-3142	
			2016	Trans - Upper	Auto	1			EM-4314
2010-15	Trans - Upper	Non Turbo	1			EM-4040			
MKX									
V6	V6 3.5L 213ci	2007-10	RH Front		1	EM-5427			
			Torq Str - Rear		1		EM-3144		
			Trans		1			EM-4081	
	V6 3.7L 227ci	2016-18	RH Front		1	EM-4270			
			2011-15	RH Front		1	EM-5427		
			2016	Torq Str - Lower		1		EM-4200	
			2011-14	Torq Str - Rear		1		EM-3142	
			2016	Torq Str - Upper		1		EM-4202	
			2011-15	Trans		1			EM-4081
NAVIGATOR									
V6	V6 3.5L 213ci	2015-19	LH Front		1	EM-4142			
			RH Front		1	EM-4143			
V8	V8 5.4L 330ci	2007-13	LH Front		1	EM-4142			
		2005-06	LH Front		1	EM-4097			
		2004	LH Front		1	EM-4097			
		2003	LH Front		1	EM-4097			
		2000-02	LH Front	4WD	1	EM-2972			
			LH Front	RWD	1	EM-2832			
		2007-13	RH Front		1	EM-4143			
		2005-06	RH Front		1	EM-4099			

Engine, Transmission, And Torque Strut Mounts

CYL	ENG. SIZE	YEAR	LOCATION	DESCRIPTION	QTY	ENGINE	TORQUE STRUT	TRANSMISSION	
LINCOLN SPORT UTILITY (continued)									
NAVIGATOR (continued)									
V8	V8 5.4L 330ci	2004	RH Front		1	EM-4099			
		2003	RH Front		1	EM-4098			
		2000-02	RH Front		1	EM-2835			
		2011-14	Trans	RWD		1			EM-4144
		2008-10	Trans	RWD		1			EM-4144
		2006	Trans	RWD		1			EM-2971
		2005	Trans	RWD		1			EM-2971
1998-04	Trans	2WD		1			EM-2870		
LINCOLN TRUCK									
BLACKWOOD									
V8	V8 5.4L 330ci	2002	LH Front		1	EM-2972			
			RH Front		1	EM-2835			
			Trans		1			EM-2870	
MARK LT									
V8	V8 5.0L 302ci	2011-14	LH Front		1	EM-4143			
			RH Front		1	EM-4142			
	V8 5.4L 330ci	2010	LH Front		1	EM-4143			
		2006-08	Left	Gas		1	EM-4038		
		2010	RH Front		1	EM-4142			
		2006-08	Right	Gas		1	EM-4039		
		Trans	4WD		1			EM-3136	
MAZDA PASSENGER CAR									
2									
L4	L4 1.5L 1498cc	2011-14	Right	Auto	1	EM-4074			
			Torq Str - Rear	Auto	1		EM-7241		
			Torq Str - Rear	Manual	1		EM-5909		
			Trans	Auto	1			EM-7022	
			Trans	Manual	1			EM-7046	
3									
L4	L4 2.0L 1998cc	2014-18	RH Front	Insert	1	EM-7239			
			2012-13	Rear	SkyActiv Tech; Mount	1	EM-9222		
		2014-15	Torq Str - Rear		1		EM-7172		
		2012-13	Torq Str - Rear		1		EM-5783		
		2014-18	Trans	Auto		1			EM-7235
			Trans	Manual		1			EM-7235
		2012-13	Trans	Auto		1			EM-5864
			Trans	Manual		1			EM-9534
		L4 2.0L 2000cc	2004-10	RH Front	Complete Unit	1	EM-5375		
	RH Front			Insert Only	1	EM-3103			
	2011-13		Rear	exc. SkyActiv Tech; Mount	1	EM-9222			
	2004-10		Rear	Mount	1	EM-9222			
	2004-13		Torq Str - Rear		1		EM-5783		
	2010-13		Trans	Auto		1			EM-5864
			Trans	Manual		1			EM-9534
	2004-09		Trans		1			EM-9196	
	L4 2.3L 2260cc	2007-09	RH Front	Complete Unit; Exc. Turbo	1	EM-5362			
			RH Front	Insert Only	1	EM-3103			
		2004-06	RH Front	Complete Unit; w/o Turbo	1	EM-5362			
			RH Front	Insert Only; w/o Turbo	1	EM-3103			
		2010-13	Rear	Mount	1	EM-9222			
		2007-09	Rear	Mount	1	EM-9222			
		2004-06	Rear		1	EM-9222			
		2007-09	Right	Complete Unit; Turbo	1	EM-7162			
		2004-10	Torq Str - Rear		1		EM-5783		
		2010-11	Trans		1			EM-5863	

Engine, Transmission, And Torque Strut Mounts

CYL	ENG. SIZE	YEAR	LOCATION	DESCRIPTION	QTY	ENGINE	TORQUE STRUT	TRANSMISSION	
MAZDA PASSENGER CAR (continued)									
3 (continued)									
L4	L4 2.3L 2260cc	2008-09	Trans	Auto; w/ Turbo	1			EM-9526	
			Trans	Auto; w/o Turbo	1			EM-9196	
			Trans	Manual; w/ Turbo	1			EM-7043	
			Trans	Manual; w/o Turbo	1			EM-9196	
		2007	Trans	Auto; w/ Turbo	1			EM-9526	
			Trans	Auto; w/o Turbo	1			EM-9196	
			Trans	Manual; w/ Turbo	1			EM-7043	
			Trans	Manual; w/o Turbo	1			EM-9196	
		2004-06	Trans	Auto	1			EM-9196	
			Trans	Manual	1			EM-9196	
	L4 2.5L 2488cc	2014-17	RH Front	Complete Unit	1	EM-7325			
			RH Front	Insert	1	EM-7230			
		2010-13	Rear		1	EM-9222			
			Right	Complete Unit	1	EM-7162			
			Right	Insert	1	EM-7212			
			Torq Str - Rear		1		EM-5783		
		2015-17	Trans	Auto	1			EM-7235	
			Trans	Manual	1			EM-7235	
		2014	Trans	Auto	1			EM-7235	
			Trans	Manual	1			EM-7235	
2010-13	Trans	Auto	1			EM-5864			
	Trans	Manual	1			EM-9534			
3 SPORT									
L4	L4 2.0L 1998cc	2013-18	RH Front	Insert	1	EM-7239			
		2014-15	Torq Str - Rear		1		EM-7172		
	L4 2.0L 2000cc	2009-13	RH Front	Complete Unit	1	EM-5375			
			RH Front	Insert Only	1	EM-3103			
		Rear	Mount	1	EM-9222				
		2010-13	Torq Str - Rear		1		EM-5783		
	Trans		Auto	1			EM-5864		
	2009	Trans	Manual	1			EM-9534		
		Trans		1			EM-9196		
	L4 2.5L 2488cc	2010-13	Rear		1	EM-9222			
			Right	Complete Unit	1	EM-7162			
			Right	Insert	1	EM-7212			
			Torq Str - Rear		1		EM-5783		
			Trans	Auto	1			EM-5864	
Trans			Manual	1			EM-9534		
6									
L4	L4 2.3L 2260cc	2003-08	RH Front	Auto; i Sedan	1	EM-9182			
		2006-08	Torq Str - Rear		1		EM-5943		
		2003-05	Torq Str - Rear		1		EM-9195		
		2003-08	Trans		1			EM-9539	
		L4 2.5L 153ci	2009-13	Trans	Auto	1			EM-4034
				Trans	Manual	1			EM-4034
	L4 2.5L 2488cc	2014-17	RH Front	Complete Unit	1	EM-7325			
			RH Front	Insert	1	EM-7230			
		2009-13	Right		1	EM-7044			
		2014-15	Torq Str - Rear		1		EM-7172		
		2009-13	Torq Str - Rear		1		EM-7174		
		2014-18	Trans	Auto	1			EM-7235	
Trans	Manual		1			EM-7235			
V6	V6 3.0L 2968cc	2003-08	RH Front	Auto	1	EM-5152			
		2006-08	Torq Str - Rear	Auto	1		EM-7125		
			Torq Str - Rear	Manual	1		EM-9221		
		2005	Torq Str - Rear	Auto; 4 Spd & 5 Spd	1		EM-9221		
			Torq Str - Rear	Manual	1		EM-9221		

Engine, Transmission, And Torque Strut Mounts

CYL	ENG. SIZE	YEAR	LOCATION	DESCRIPTION	QTY	ENGINE	TORQUE STRUT	TRANSMISSION	
MAZDA PASSENGER CAR (continued)									
6 (continued)									
V6	V6 3.0L 2968cc	2003-04	Torg Str - Rear		1		EM-9221		
		2003-08	Trans		1			EM-9536	
	V6 3.7L	2009-13	Right		1	EM-7044			
			Torg Str - Rear		1		EM-7174		
			Trans		1			EM-7264	
626									
L4	L4 2.0L 1991cc	2001-02	Front	Auto	1	EM-9466			
			Front	Manual	1	EM-9478			
		2000	Front	Auto	1	EM-5155			
			Front	Manual	1	EM-9478			
		2001-02	RH Front	Auto	1	EM-9469			
			RH Front	Manual	1	EM-8074			
		2000	RH Front		1	EM-9469			
			Rear	Auto	1	EM-8075			
		2001-02	Rear	Manual	1	EM-8456			
			Rear	Auto	1	EM-9481			
		2000	Rear	Manual	1	EM-9480			
			Trans - Center Lower	Auto Auto	1			EM-8691	
V6	V6 2.5L 2497cc	1998-02	Front	Auto	1	EM-8073			
			Front	Manual	1	EM-9478			
			RH Front		1	EM-8074			
			Rear	Manual	1	EM-8456			
			Trans - Center Lower	Auto Auto	1			EM-8457	
MIATA - MX5									
L4	L4 1.8L 1839cc	1999-05	L & R Front		2	EM-8909			
	L4 2.0L 2000cc	2006-15	L & R Front		2	EM-7313			
MILLENNIA									
V6	V6 2.3L 2254cc	1995-02	Front		1	EM-9007			
			RH Front		1	EM-9017			
			Rear		1	EM-9008			
			Trans		1			EM-8863	
	V6 2.5L 2497cc	2001-02	Front		1	EM-9007			
			1997-00	Front		1	EM-8864		
			2001-02	RH Front		1	EM-9021		
			1997-00	RH Front		1	EM-9021		
			2001-02	Rear		1	EM-9008		
			1997-00	Rear		1	EM-9008		
			1995-02	Trans		1			EM-8862
			PROTEGE						
L4	L4 1.6L 1589cc	1999-01	Front		1	EM-8885			
			RH Front		1	EM-8884			
		2001-03	Rear	Auto	1	EM-8889			
			Rear	Auto	1	EM-8889			
		1999-01	Rear	Manual	1	EM-8886			
			Trans	Auto	1			EM-8978	
	Trans		Manual	1			EM-8977		
	L4 1.8L 1839cc	1999-00	Front		1	EM-8885			
			RH Front		1	EM-9072			
			Rear		1	EM-8882			
			Trans	Auto	1			EM-8978	
			Trans	Manual	1			EM-8977	
	L4 2.0L 1998cc	2003	Front		1	EM-8885			
			Trans	Turbo; Manual	1			EM-8977	
			Trans	Non-Turbo; Auto	1			EM-8978	

Engine, Transmission, And Torque Strut Mounts

CYL	ENG. SIZE	YEAR	LOCATION	DESCRIPTION	QTY	ENGINE	TORQUE STRUT	TRANSMISSION	
MAZDA PASSENGER CAR (continued)									
PROTEGE (continued)									
L4	L4 2.0L 2000cc	2003	Front	Manual	1	EM-8885			
		2001-02	Front		1	EM-8885			
			RH Front	Auto	1	EM-9072			
			Rear	Auto	1	EM-8882			
			Trans	Auto	1			EM-8978	
			Trans	Manual	1			EM-8977	
PROTEGE5									
		2002-03	Trans	Auto	1			EM-8978	
L4	L4 2.0L 2000cc	2002-03	Front		1	EM-8885			
			RH Front	Auto	1	EM-9072			
			Rear	Auto	1	EM-8882			
MAZDA SPORT UTILITY									
CX-3									
L4	L4 2.0L 1998cc	2016-20	Torq Str - Rear L		1		EM-7449		
		2016-17	Trans	AWD	1			EM-7298	
CX-5									
L4	L4 2.0L 1998cc	2013-19	RH Front	Insert	1	EM-7239			
		2014-15	Torq Str - Rear		1		EM-7172		
		2017	Trans	Auto	1			EM-7235	
		2013-16	Trans	Auto	1			EM-7235	
			Trans	Manual	1			EM-7235	
	L4 2.5L 2488cc	2014-17	RH Front	Complete Unit	1	EM-7325			
			RH Front	Insert	1	EM-7230			
		2014-15	Torq Str - Rear		1		EM-7172		
		2015-16	Trans	Auto	1			EM-7235	
			Trans	Manual	1			EM-7235	
		2014	Trans	Auto	1			EM-7235	
CX-7									
L4	L4 2.3L 2260cc	2007-12	Right		1	EM-7018			
		2010-12	Torq Str - Rear		1		EM-7386		
		2007-09	Torq Str - Rear		1		EM-9507		
		2007-12	Trans		1			EM-9537	
	L4 2.5L 2488cc	2010-12	Torq Str - Rear		1		EM-7386		
CX-9									
V6	V6 3.5L 3456cc	2007	Right		1	EM-7004			
			Torq Str - Rear		1		EM-9507		
			Trans		1			EM-9537	
	V6 3.7L 3726cc	2009-15	Right		1	EM-7004			
			Torq Str - Rear		1		EM-7386		
			Torq Str - Rear		1		EM-9507		
			2008-14	Trans		1			EM-9537
TRIBUTE									
L4	L4 2.0L 1991cc	2001-04	RH Front		1	EM-3056			
			Rear		1	EM-3057			
			Trans	Auto	1			EM-3037	
	L4 2.3L 140ci	2008	Front	Gas	1	EM-4033			
			2005-06	Front	Gas	1	EM-4033		
			2008	LH Front	Gas	1	EM-4071		
			2005-06	LH Front	Gas	1	EM-4071		
			2008	Rear	Gas	1	EM-4019		
			2005-06	Rear	Gas	1	EM-4019		
			2008	Trans	Auto	1			EM-4117
			2005-06	Trans	Auto	1			EM-4117
			2009-11	LH Front	Gas	1	EM-4071		

Engine, Transmission, And Torque Strut Mounts

CYL	ENG. SIZE	YEAR	LOCATION	DESCRIPTION	QTY	ENGINE	TORQUE STRUT	TRANSMISSION
MAZDA SPORT UTILITY (continued)								
TRIBUTE (continued)								
L4	L4 2.5L 2488cc	2009-11	Rear	Gas	1	EM-4019		
			Trans	Auto	1		EM-4117	
V6	V6 3.0L 2968cc	2009-11	Front		1	EM-4033		
		2008	Front		1	EM-4033		
		2005-06	Front		1	EM-4033		
		2009-11	LH Front		1	EM-4071		
		2008	LH Front		1	EM-4071		
		2005-06	LH Front		1	EM-4071		
		2001-04	RH Front		1	EM-3056		
		2009-11	Rear	FWD	1	EM-4019		
		2008	Rear		1	EM-4019		
		2005-06	Rear		1	EM-4019		
		2001-04	Rear		1	EM-3037		
		2008-11	Trans	Auto	1		EM-4117	
		2005-06	Trans	Auto	1		EM-4117	
		2001-04	Trans	Auto	1		EM-3057	
MAZDA TRUCK								
B2300								
L4	L4 2.3L 140ci	2001-09	LH Front		1	EM-3078		
			RH Front		1	EM-5377		
			Trans	Auto	1		EM-2639	
			Trans	Manual	1		EM-2639	
B2500								
L4	L4 2.5L 2492cc	1998-01	RH Front		1	EM-2853		
			Trans	Auto	1		EM-2639	
			Trans	Manual	1		EM-2639	
B3000								
V6	V6 3.0L 2954cc	1998-07	L & R Front		2	EM-2853		
			Trans	Auto	1		EM-2639	
			Trans	Manual	1		EM-2639	
B4000								
V6	V6 4.0L 4016cc	2005-09	LH Front	4WD	1	EM-2851		
			RH Front	4WD	1	EM-2935		
		1998-04	RH Front	4WD	1	EM-2935		
			RH Front	RWD	1	EM-2853		
		1994-09	Trans	Auto	1		EM-2639	
			Trans	Manual	1		EM-2639	
MAZDA VAN								
5								
L4	L4 2.3L 2260cc	2006-10	RH Front	Complete Unit	1	EM-5362		
			RH Front	Insert Only	1	EM-3103		
			Rear	Mount	1	EM-9222		
			Torq Str - Rear		1		EM-5783	
			Trans	Auto	1		EM-5923	
			Trans	Manual	1		EM-5923	
	L4 2.5L 2488cc	2012-15	Right	Complete Unit	1	EM-7162		
			Right	Insert	1	EM-7212		
			2012	Trans	Auto	1		EM-5864
MPV								
V6	V6 2.5L 2450cc	2000-01	Front		1	EM-9468		
			Rear		1	EM-9472		
	V6 2.5L 2497cc	2000-01	Trans		1		EM-9527	
	V6 3.0L 2968cc	2002-06	Front		1	EM-9468		
Left				1	EM-9461			

Engine, Transmission, And Torque Strut Mounts

CYL	ENG. SIZE	YEAR	LOCATION	DESCRIPTION	QTY	ENGINE	TORQUE STRUT	TRANSMISSION
MAZDA VAN (continued)								
MPV (continued)								
V6	V6 3.0L 2968cc	2002-06	Rear Trans		1 1	EM-9472		EM-9527
MERCEDES-BENZ PASSENGER CAR								
C230								
L4	L4 1.8L 1796cc	2003-05	L & R Front		2	EM-5734		
			Trans		1		EM-9268	
	L4 2.3L 2295cc	2002	L & R Front		2	EM-8832		
		1997-00 1999-00	L & R Front Trans		2 1	EM-8832		EM-9268
V6	V6 2.5L 2496cc	2008-09	L & R Front	AWD	2	EM-7156		
			L & R Front	RWD	2	EM-9562		
		2006-07	LH Front		1	EM-9562		
			RH Front Trans		1 1	EM-9562		EM-9268
C240								
V6	V6 2.6L 2597cc	2003-05	L & R Front	AWD	2	EM-8832		
			L & R Front	RWD	2	EM-7130		
		2001-02	L & R Front		2	EM-7130		
		2001-05	Trans		1			EM-9268
C250								
V6	V6 2.5L 2496cc	2010-12	L & R Front	AWD	2	EM-7156		
		2010-11	L & R Front	AWD	2	EM-7156		
			L & R Front	RWD	2	EM-9562		
C280								
V6	V6 2.8L 2799cc	1998-00	Trans	Auto	1			EM-9268
	V6 3.0L 2996cc	2006-07	LH Front		1	EM-9562		
			RH Front		1	EM-9562		
			Trans		1		EM-9268	
C300								
V6	V6 3.0L 2996cc	2010-12	L & R Front	4-Matic	2	EM-7156		
		2008-09	L & R Front	AWD; US & Canada	2	EM-7156		
		2012	Trans	4-Matic	1			EM-7280
		2010-11	Trans	Mexico; RWD	1			EM-5858
		2008-11	Trans	US & Canada; 4-Matic	1			EM-7280
			Trans	US & Canada; RWD	1			EM-5858
	V6 3.5L 3498cc	2013-14	L & R Front	AWD	2	EM-7156		
			Trans	AWD	1			EM-7280
C320								
V6	V6 3.2L 3199cc	2003-05	L & R Front	RWD	2	EM-7130		
		2001-02	L & R Front		2	EM-7130		
		2001-05	Trans		1			EM-9268
C32 AMG								
V6	V6 3.2L 3199cc	2002-04	L & R Front Trans		1 1	EM-5434		EM-9268
C350								
V6	V6 3.5L 3498cc	2013-15	L & R Front	RWD	2	EM-5859		
		2008-12	L & R Front	US & Canada; AWD	2	EM-7156		
			L & R Front	US & Canada; RWD	2	EM-5859		
		2008-09	L & R Front	Mexico; RWD	2	EM-5859		
		2006-07	LH Front	US & Canada	1	EM-9562		
			LH Front	Mexico	1	EM-9562		
			RH Front	US & Canada	1	EM-9562		
			RH Front	Mexico	1	EM-9562		

Engine, Transmission, And Torque Strut Mounts

CYL	ENG. SIZE	YEAR	LOCATION	DESCRIPTION	QTY	ENGINE	TORQUE STRUT	TRANSMISSION	
MERCEDES-BENZ PASSENGER CAR (continued)									
C350 (continued)									
V6	V6 3.5L 3498cc	2013-15	Trans	Mexico; RWD	1			EM-5858	
		2010-15	Trans	US & Canada; RWD	1			EM-5858	
			Trans	US & Canada; 4-Matic	2			EM-7280	
		2006-08	Trans	US Vehicle	1			EM-9268	
C43 AMG									
V8	V8 4.3L 4266cc	1998-00	LH Front		1	EM-9562			
			RH Front		1	EM-9562			
C55 AMG									
V8	V8 5.4L 5439cc	2005-06	L & R Front	Mexico	2	EM-5434			
			Trans	Mexico; Auto	1			EM-9268	
	V8 5.5L 5439cc	2005-06	L & R Front	US & Canada	2	EM-5434			
			Trans	US & Canada; Auto	1			EM-9268	
C63 AMG									
V8	V8 6.3L 6208cc	2008-15	Trans		1			EM-5858	
CL500									
V8	V8 5.0L 4966cc	2006	L & R Front		2	EM-9562			
		2001-05	L & R Front	Mexico	2	EM-5434			
		2006	Trans	Mexico	1			EM-9268	
		2001-05	Trans	Mexico; Mexican Vehicle	1			EM-9268	
	V8 5.0L 4973cc	2000-05	L & R Front	US & Canada	2	EM-5434			
			Trans	US & Canada	1			EM-9268	
V8 5.5L 5461cc	2008-11	L & R Front		2	EM-7156				
CL550									
V8	V8 5.5L 5461cc	2010	L & R Front		2	EM-7156			
		2007-09	L & R Front		2	EM-5434			
		2010	Trans	4-Matic	1			EM-7280	
CL55 AMG									
V8	V8 5.5L 5439cc	2001-02	L & R Front		2	EM-5434			
			LH Front		1	EM-9562			
		2003-06	RH Front		1	EM-9562			
			Trans	Auto	1			EM-9268	
CL600									
V12	V12 5.5L 5513cc	2003-06	Trans	Auto	1			EM-9268	
	V12 5.8L 5786cc	2001-02	Trans	Auto	1			EM-9268	
CL63 AMG									
V8	V8 6.2L 6208cc	2008-10	LH Front		1	EM-9562			
			RH Front		1	EM-9562			
CL65 AMG									
V12	V12 6.0L 5980cc	2008-14	Trans		1			EM-9268	
		2005-06	Trans		1			EM-9268	
CLA250									
L4	L4 2.0L 1991cc	2013-19	Right		1	EM-7122			
			Torq Str - Lower		1		EM-7120		
			Torq Str - Upper		1		EM-7121		
			Trans		1			EM-7123	
CLA45 AMG									
L4	L4 2.0L 1991cc	2014-19	Right		1	EM-7122			
			2014-16	Torq Str - Lower		1		EM-7120	
				Torq Str - Upper		1		EM-7121	
			2014-16	Trans		1			EM-7123

Engine, Transmission, And Torque Strut Mounts

CYL	ENG. SIZE	YEAR	LOCATION	DESCRIPTION	QTY	ENGINE	TORQUE STRUT	TRANSMISSION
MERCEDES-BENZ PASSENGER CAR (continued)								
CLK320								
V6	V6 3.2L 3199cc	1998-05	Trans	Auto	1			EM-9268
CLK350								
V6	V6 3.5L 3498cc	2006-09	LH Front		1	EM-9562		
			RH Front		1	EM-9562		
CLK430								
V8	V8 4.3L 4266cc	1999-03	LH Front		1	EM-9562		
			RH Front		1	EM-9562		
			Trans	Auto	1			EM-9268
CLK500								
V8	V8 5.0L 4966cc	2006	L & R Front		2	EM-5434		
		2003-05	L & R Front	Mexico	2	EM-5434		
		2006	Trans	Auto	1			EM-9268
		2003-05	Trans	Mexico; Auto	1			EM-9268
	V8 5.0L 4973cc	2003-05	L & R Front	US & Canada	2	EM-5434		
			Trans	US & Canada; Auto	1			EM-9268
CLK550								
V8	V8 5.5L 5461cc	2007-09	L & R Front		2	EM-5434		
			Trans		1			EM-9268
CLK55 AMG								
V8	V8 5.5L 5439cc	2004-06	L & R Front		2	EM-5434		
		2001-03	LH Front		1	EM-9562		
			RH Front		1	EM-9562		
		2001-06	Trans	Auto	1			EM-9268
CLK63 AMG								
V8	V8 6.2L 6208cc	2007-08	L & R Front		2	EM-5434		
CLS400								
V6	V6 3.0L 2996cc	2015-16	Trans	4-Matic	1			EM-7280
CLS500								
V8	V8 5.0L 4966cc	2006	Trans		1			EM-9268
CLS550								
V8	V8 4.7L 4663cc	2012-15	Trans	4-Matic	1			EM-7280
	V8 5.5L 5461cc	2007-11	L & R Front		2	EM-5434		
		2010-11	Trans	RWD	1			EM-5858
CLS55 AMG								
V8	V8 5.5L 5439cc	2006	LH Front		1	EM-9562		
			RH Front		1	EM-9562		
CLS63 AMG S								
V8	V8 5.5L 5461cc	2014-17	Trans	4-Matic	1			EM-7280
CLS63 AMG								
V8	V8 5.5L 5461cc	2014	Trans	AWD	1			EM-7280
		2012-13	Trans		1			EM-5858
	V8 6.2L 6208cc	2007-11	LH Front		1	EM-9562		
			RH Front		1	EM-9562		
	V8 6.3L 6208cc	2007-11	Trans		1			EM-5858
E250								
L4	L4 2.1L 2143cc	2014-16	Trans	AWD	1			EM-7280
V6	V6 3.5L 3498cc	2011	L & R Front	Mexico	2	EM-5859		
E320								
L6	L6 3.2L 3199cc	2004-05	Trans	Auto	1			EM-9268
		1998-03	Trans	Exc. 4-Matic	1			EM-9268
	L6 3.2L 3222cc Diesel	2005-06	Trans	Auto	1			EM-9268

Engine, Transmission, And Torque Strut Mounts

CYL	ENG. SIZE	YEAR	LOCATION	DESCRIPTION	QTY	ENGINE	TORQUE STRUT	TRANSMISSION	
MERCEDES-BENZ PASSENGER CAR (continued)									
E320 (continued)									
V6	L6 3.2L 3222cc Diesel	2005-06	L & R Front	Diesel	2	EM-9562			
	V6 3.0L 2987cc	2007-09	L & R Front		2	EM-9562			
	V6 3.0L 2987cc Diesel	2007-08	Trans	Auto	1			EM-9268	
	V6 3.2L 3199cc	1998-00	L & R Front		2	EM-9562			
		2003-05	LH Front	Gas	1	EM-9562			
		2001-02	LH Front	RWD	1	EM-9562			
		2003-05	RH Front	Gas	1	EM-9562			
2001-02	RH Front		1	EM-9562					
E350									
V6	V6 3.0L 2987cc	2011-13	L & R Front		2	EM-7124			
			Trans	RWD	1			EM-5858	
	V6 3.5L 3498cc	2010-16	L & R Front	RWD	2	EM-5859			
			Trans	US; AWD	1			EM-7280	
			Trans	US; RWD	1			EM-5858	
			2013	Trans	Mexico; RWD; Mexican Vehicle	1			EM-5858
			2010-14	Trans	US & Canada; AWD; US & Canada	1			EM-7280
				Trans	US & Canada; RWD; US & Canada	1			EM-5858
	2010-11	Trans	Mexico; RWD; Mexican Vehicle	1			EM-5858		
	2006-08	Trans	RWD	1			EM-5858		
E400									
V6	V6 3.0L 2996cc	2014-16	L & R Front	RWD	2	EM-5859			
			Trans	US & Canada; RWD	1			EM-5858	
			Trans	US & Canada; AWD	1			EM-7280	
			2014-16	Trans	Mexico; RWD	1			EM-5858
	V6 3.5L 3498cc	2013-15	L & R Front	RWD	2	EM-5859			
E430									
V8	V8 4.3L 4266cc	1998-02	L & R Front		2	EM-9562			
			Trans	Exc. 4-Matic	1			EM-9268	
E500									
V8	V8 5.0L 4973cc	2003-06	L & R Front		2	EM-9562			
			Trans	Auto	1			EM-9268	
E550									
V8	V8 4.7L 4663cc	2012-16	Trans	4-Matic	1			EM-7280	
	V8 5.5L 5461cc	2007-09	L & R Front		2	EM-5434			
			Trans	RWD	1			EM-5858	
			2010-11	Trans	4-Matic	1			EM-7280
E55 AMG									
V8	V8 5.5L 5439cc	1998-06	L & R Front		2	EM-9562			
		1999-06	Trans	Auto	1			EM-9268	
E63 AMG									
V6	V8 6.2L 6208cc	2007-09	L & R Front		2	EM-5434			
V8	V8 5.5L 5461cc	2014-15	Trans	US & Canada; AWD	1			EM-7280	
		2012-13	Trans		1			EM-5858	
	V8 6.3L 6208cc	2007-11	Trans		1			EM-5858	
E63 AMG S									
V8	V8 5.5L 5461cc	2014-16	Trans	4-Matic	1			EM-7280	
G500									
V8	V8 5.0L 4966cc	2002-06	Trans		1			EM-9268	

Engine, Transmission, And Torque Strut Mounts

CYL	ENG. SIZE	YEAR	LOCATION	DESCRIPTION	QTY	ENGINE	TORQUE STRUT	TRANSMISSION
MERCEDES-BENZ PASSENGER CAR (continued)								
G55 AMG								
V8	V8 5.5L 5439cc	2003-09	Trans		1			EM-9268
R320								
V6	V6 3.0L 2987cc Diesel	2007-09	L & R Front		2	EM-5972		
	V6 3.0L 2987cc	2007-09	Trans		1			EM-7418
R350								
V6	V6 3.0L 2987cc Diesel	2010-12	L & R Front		2	EM-5972		
	V6 3.0L 2987cc	2010-12	Trans		1			EM-7418
	V6 3.5L 3498cc	2008-09	L & R Front	RWD; US & Canada	2	EM-5972		
		2006-12	Trans		1			EM-7418
R63 AMG								
V8	V8 6.2L 6208cc	2007	L & R Front		2	EM-5972		
			Trans		1			EM-7020
S350								
V6	V6 3.0L 2987cc	2013	Trans	4-Matic	1			EM-7280
S400								
V6	V6 3.5L 3498cc	2010-13	L & R Front		2	EM-8832		
S430								
V8	V8 4.3L 4266cc	1999-06	L & R Front		2	EM-5434		
		2000-06	Trans		1			EM-9268
S500								
V8	V8 5.0L 4966cc	2000-06	L & R Front		2	EM-5434		
		1996-06	Trans	Auto	1			EM-9268
S550								
V8	V8 5.5L 5461cc	2007-11	L & R Front	AWD	2	EM-7156		
			L & R Front	RWD	2	EM-5434		
			Trans	4-Matic	1			EM-7280
S55 AMG								
V8	V8 5.5L 5439cc	2001-06	L & R Front		2	EM-5434		
		2001-05	Trans	Auto	1			EM-9268
S600								
V12	V12 5.5L 5513cc	2003-06	L & R Front		2	EM-5434		
			Trans		1			EM-9268
	V12 5.8L 5786cc	2001-02	L & R Front		2	EM-5434		
			Trans	Auto	1			EM-9268
	V12 6.0L 5987cc	1994-00	L & R Front		2	EM-8838		
		1996-01	Trans	Auto	1			EM-9268
S63 AMG								
V8	V8 6.2L 6208cc	2008-12	LH Front		1	EM-9562		
			RH Front		1	EM-9562		
SL500								
V8	V8 5.0L 4973cc	2003-06	LH Front		1	EM-9562		
			RH Front		1	EM-9562		
		1996-06	Trans	Auto	1			EM-9268
SL550								
V8	V8 5.5L 5461cc	2007-11	LH Front		1	EM-9562		
			RH Front		1	EM-9562		
SL55 AMG								
V8	V8 5.5L 5439cc	2003-08	LH Front		1	EM-9562		
			RH Front		1	EM-9562		

Engine, Transmission, And Torque Strut Mounts

CYL	ENG. SIZE	YEAR	LOCATION	DESCRIPTION	QTY	ENGINE	TORQUE STRUT	TRANSMISSION
MERCEDES-BENZ PASSENGER CAR (continued)								
SL63 AMG								
V8	V8 6.3L 6208cc	2009-12	Trans		1			EM-5858
SL65 AMG								
V12	V12 6.0L 5980cc	2005-09	Trans		1			EM-9268
SL600								
V12	V12 5.5L 5513cc	2004-09	Trans		1			EM-9268
	V12 6.0L 5987cc	1994-02	L & R Front		2	EM-8838		
		1996-02	Trans	Auto		1		
SLK230								
L4	L4 2.3L 2295cc	2000-04	L & R Front		2	EM-8832		
			Trans	Auto		1		
SLK280								
V6	V6 3.0L 2997cc	2006-08	Trans		1			EM-5858
SLK300								
V6	V6 3.0L 2996cc	2009-11	Trans		1			EM-5858
SLK320								
V6	V6 3.2L 3199cc	2001-04	Trans		1			EM-5858
SLK32 AMG								
V6	V6 3.2L 3199cc	2002-04	Trans		1			EM-9268
SLK350								
V6	V6 3.5L 3498cc	2005-11	LH Front		1	EM-9562		
			RH Front		1	EM-9562		
			Trans	RWD		1		
SLK55 AMG								
V8	V8 5.5L 5439cc	2005-11	LH Front		1	EM-9562		
			RH Front		1	EM-9562		
		2010-11	Trans		1			EM-5858
		2005-09	Trans		1			EM-9268
	2012-16	Trans		1			EM-5858	
V8	V8 5.5L 5461cc							
SLR MCLAREN								
V8	V8 5.5L 5439cc	2005-09	Trans		1			EM-9268
MERCEDES-BENZ SPORT UTILITY								
G550								
V8	V8 4.0L 3982cc	2016-18	Trans		1			EM-5858
	V8 5.5L 5461cc	2009-11	L & R Front		2	EM-5972		
G63 AMG								
V8	V8 5.5L 5461cc	2013-18	Trans		1			EM-5858
G55 AMG								
V12	V12 6.0L 5980cc	2016-18	Trans		1			EM-5858
GL350								
V6	V6 3.0L 2987cc	2010-12	L & R Front		2	EM-5972		
		2013-16	Trans		1			EM-7215
GL450								
V6	V6 3.0L 2996cc	2015-16	L & R Front		2	EM-7339		
			Trans		1			EM-7215
V8	V8 4.7L 4663cc	2007-12	L & R Front		2	EM-5972		
		2012	Trans		1			EM-7418

Engine, Transmission, And Torque Strut Mounts

CYL	ENG. SIZE	YEAR	LOCATION	DESCRIPTION	QTY	ENGINE	TORQUE STRUT	TRANSMISSION
MERCEDES-BENZ SPORT UTILITY (continued)								
GL550								
V8	V8 4.7L 4663cc	2013-16	Trans		1			EM-7215
	V8 5.5L 5461cc	2008-12	L & R Front		2	EM-5972		
		2012	Trans		1			EM-7418
GLA250								
L4	L4 2.0L 1991cc	2015-19	Right		1	EM-7122		
		2015-16	Torq Str - Lower		1		EM-7120	
			Torq Str - Upper		1		EM-7121	
			Trans		1			EM-7123
GLA45 AMG								
L4	L4 2.0L 1991cc	2014-19	Right		1	EM-7122		
		2014-16	Torq Str - Lower		1		EM-7120	
			Torq Str - Upper		1		EM-7121	
			Trans		1			EM-7123
GLE300D								
L4	L4 2.1L 2143cc	2016	Trans		1			EM-7215
GLE350								
V6	V6 3.5L 3498cc	2016-18	L & R Front		2	EM-7339		
GLE350D								
V6	V6 3.0L 2987cc	2016	L & R Front		2	EM-7339		
GLE400								
V6	V6 3.0L 2996cc	2016-18	L & R Front		2	EM-7339		
		2016	Trans		1			EM-7215
GLE43 AMG								
V6	V6 3.0L 2996cc	2017-18	L & R Front		2	EM-7339		
GLE450 AMG								
V6	V6 3.0L 2996cc	2016-17	L & R Front		2	EM-7339		
		2016	Trans		1			EM-7215
GLK350								
V6	V6 3.5L 3498cc	2010-15	L & R Front	AWD	2	EM-7156		
			L & R Front	RWD	2	EM-7131		
			Trans	US & Canada; RWD	1			EM-5858
ML320								
V6	V6 3.0L 2987cc	2009	L & R Front		2	EM-5972		
		2007-09	Trans	Auto; Exc. Off-Road Pkg.	1			EM-7418
			Trans	Auto; w/ Off-Road Package	1			EM-7020
	V6 3.2L 3199cc	1998-03	L & R Front		2	EM-9265		
			Trans		1			EM-9267
ML350								
V6	V6 3.0L 2987cc	2015	L & R Front		2	EM-7339		
		2010-11	L & R Front		2	EM-5972		
		2012-13	Trans		1			EM-7215
		2010-11	Trans		1			EM-7418
	V6 3.5L 3498cc	2012-15	L & R Front		2	EM-7339		
		2006-11	L & R Front		2	EM-5972		
		2006-12	Trans	Auto; Exc. Off-Road Pkg.	1			EM-7418
	Trans		Auto; w/ Off-Road Package	1			EM-7020	
	V6 3.7L 3699cc	2003-05	L & R Front		2	EM-9265		
V6 3.7L 3724cc	2003-05	Trans	Auto	1			EM-9267	
ML430								
V8	V8 4.3L 4266cc	1999-01	L & R Front		2	EM-9265		

Engine, Transmission, And Torque Strut Mounts

CYL	ENG. SIZE	YEAR	LOCATION	DESCRIPTION	QTY	ENGINE	TORQUE STRUT	TRANSMISSION
MERCEDES-BENZ SPORT UTILITY (continued)								
ML450								
V6	V6 3.5L 3498cc	2010-11	L & R Front		2	EM-5972		
			Trans		1			EM-7418
ML500								
V8	V8 5.0L 4966cc	2006-07	L & R Front		2	EM-5972		
		2002-05	L & R Front		2	EM-9265		
		2006-07	Trans		1			EM-7418
		2002-05	Trans		1			EM-9267
ML550								
V8	V8 4.7L 4663cc	2012	Trans		1			EM-7418
	V8 5.5L 5461cc	2008-11	L & R Front		2	EM-5972		
	Trans			1			EM-7418	
ML63 AMG								
V8	V8 5.5L 5461cc	2012-13	Trans		1			EM-7215
	V8 6.2L 6208cc	2007-11	L & R Front		2	EM-5972		
			Trans	Auto	1			EM-7020
MERCEDES-BENZ VAN								
METRIS								
L4	L4 2.0L 1991cc	2016-17	Trans		1			EM-7280
SPRINTER 2500								
L4	L4 2.1L 2143cc	2014-16	L & R Front		2	EM-7265		
			Trans	Auto	1			EM-7159
V6	V6 3.0L 2987cc	2010-16	L & R Front		2	EM-7265		
			Trans	Auto	1			EM-7159
SPRINTER 3500								
L4	L4 2.1L 2143cc	2014-16	L & R Front		2	EM-7265		
			Trans	Auto	1			EM-7159
V6	V6 3.0L 2987cc	2010-16	L & R Front		2	EM-7265		
			Trans	Auto	1			EM-7159
MERCURY PASSENGER CAR								
COUGAR								
L4	L4 2.0L 121ci	1999-02	Front	Auto; Insert	1	EM-2885		
			Front	Manual; Insert	1	EM-2888		
			RH Front		1	EM-2890		
		2002	Trans - LH		1			EM-2873
		1999-01	Trans - LH		1			EM-2873
V6	V6 2.5L 155ci	1999-02	LH Front	Auto; Insert	1	EM-2885		
			LH Front	Manual; Insert	1	EM-2888		
			RH Front	Complete Unit	1	EM-5352		
			Trans - Front	Auto; Complete Unit; Att. to Fender Apron	1			EM-3119
GRAND MARQUIS								
V8	V8 4.6L 281ci	2003-11	LH Front		1	EM-3025		
		1998-02	LH Front		1	EM-2861		
		2003-11	RH Front		1	EM-3024		
		1998-02	RH Front		1	EM-2860		
		2003-11	Trans		1			EM-3038
		1998-02	Trans		1			EM-2822
MARAUDER								
V8	V8 4.6L 281ci	2003-04	LH Front		1	EM-3024		
			RH Front		1	EM-3025		
			Trans		1			EM-3038

Engine, Transmission, And Torque Strut Mounts

CYL	ENG. SIZE	YEAR	LOCATION	DESCRIPTION	QTY	ENGINE	TORQUE STRUT	TRANSMISSION			
MERCURY PASSENGER CAR (continued)											
MILAN											
L4	L4 2.3L 140ci	2006-09	Right		1	EM-7044					
			Torq Str - Front	FWD	1		EM-3107				
			Trans	Auto	1			EM-4034			
			Trans	Manual	1			EM-4034			
	L4 2.5L 152ci	2010-11	Right		1	EM-7044					
			Torq Str - Front	Hybrid	1		EM-4058				
			Torq Str - Front	Gas	1		EM-4146				
			Trans	Auto	1			EM-4067			
	V6	V6 3.0L 183ci	2010-11	Right		1	EM-7044				
				2006-09	Right		1	EM-4044			
2010-11			Torq Str - Front		1		EM-3105				
			2007-09	Torq Str - Front	AWD	1		EM-3105			
2010-11			Torq Str - Front	FWD	1		EM-3107				
			2006	Torq Str - Front	FWD	1		EM-3107			
2010-11			Trans		1				EM-4255		
			2006-09	Trans	Auto	1			EM-4034		
		2006-09	Trans	Manual	1		EM-4034				
MONTEGO											
V6	V6 3.0L 181ci	2005-07	LH Front		1	EM-3080					
			RH Front		1	EM-3079					
			Rear		1	EM-4141					
	V6 3.0L 183ci	2005-07	Torq Str - Front	Auto	1		EM-4160				
			Torq Str - Front	Mexico; Auto	1		EM-4160				
			Torq Str - Upper	Complete Unit; Auto; 6 Speed Select Shift	1		EM-4065				
			Torq Str - Upper	Complete Unit; CVT	1		EM-4066				
				Torq Str - Upper	Mexico; Complete Unit; Auto	1		EM-4065			
				Trans		1		EM-3080			
	MYSTIQUE										
L4	L4 2.0L 121ci	1998-00	Front	Auto; Complete Unit	1	EM-5521					
			Front	Auto; Insert	1	EM-2885					
			Front	Manual; Insert	1	EM-2888					
			RH Front		1	EM-2890					
			Trans - Front	Auto, Complete Unit	1		EM-2873				
			Trans - Front	Auto; Insert	1		EM-5106				
			Trans - Rear	Auto; Insert	1		EM-2888				
			Trans	Manual; Complete Unit	2		EM-3119				
			V6	V6 2.5L 155ci	1998-00	Front	Auto; Insert Only	1	EM-2885		
						Front	Manual; Insert Only	1	EM-2888		
RH Front	Complete Unit	1				EM-5352					
RH Front	Insert Only	1				EM-5105					
Trans - Front	Auto, Complete Unit	1					EM-2873				
Trans - Front	Auto; Insert	1					EM-5106				
Trans - Rear	Auto; Insert	1					EM-2888				
Trans	Manual; Complete Unit	2					EM-3119				
SABLE											
V6	V6 3.0L 181ci	2000-05	RH Front	DOHC; Hydraulic Mount; DOHC	1	EM-2894					
			RH Rear	DOHC; DOHC	1	EM-2862					
	V6 3.0L 182ci	2000-05	RH Front	OHV; Hydraulic Mount; OHV	1	EM-2894					
			2000-03	Torq Str - Rear		1		EM-2872			
			2000-05	Trans		1		EM-2974			
V6 3.5L 213ci	2008-09	RH Front		1	EM-5427						
		Torq Str - Rear		1		EM-3142					
		Trans - Upper		1		EM-4040					

Engine, Transmission, And Torque Strut Mounts

CYL	ENG. SIZE	YEAR	LOCATION	DESCRIPTION	QTY	ENGINE	TORQUE STRUT	TRANSMISSION
MERCURY SPORT UTILITY								
MARINER								
L4	L4 2.3L 140ci	2005-08	Front	Gas	1	EM-4033		
		2006-08	LH Front	Hybrid	1	EM-4071		
		2005-08	LH Front	Gas	1	EM-4071		
		2006-08	Rear	Hybrid	1	EM-4279		
		2005-08	Rear	Gas	1	EM-4019		
		2006-08	Right	Hybrid	1	EM-4033		
		2006-08	Torq Str - Rear	Hybrid	1		EM-4051	
	2005-08	Trans	Auto	1			EM-4117	
	L4 2.5L 152ci	2009-11	Front	Gas	1	EM-4033		
			LH Front	Gas	1	EM-4071		
			Rear	Gas	1	EM-4019		
			Torq Str - Rear	Hybrid	1		EM-4051	
			Trans	Auto	1			EM-4117
	V6	V6 3.0L 182ci	2005-08	Front		1	EM-4033	
			LH Front		1	EM-4071		
			Rear	FWD	1	EM-4019		
2005-11			Trans		1			EM-4117
V6 3.0L 183ci		2009-11	Front		1	EM-4033		
			LH Front		1	EM-4071		
			Rear	FWD	1	EM-4019		
MOUNTAINEER								
V6	V6 4.0L 245ci	2006-10	LH Front		1	EM-4106		
		2002-05	LH Front		1	EM-3047		
		1998-01	LH Front		1	EM-2851		
		2006-10	RH Front		1	EM-3048		
		2002-05	RH Front		1	EM-3048		
		1998-01	RH Front		1	EM-2850		
		2006-10	Trans	AWD	1			EM-4095
			Trans	RWD	1			EM-3062
		2002-05	Trans	AWD	1			EM-3061
			Trans	RWD	1			EM-3062
		1998-01	Trans		1			EM-2639
		V8	V8 4.6L 281ci	2006-10	LH Front		1	EM-4106
2004-05	LH Front				1	EM-3047		
2002-03	LH Front				1	EM-3047		
2006-10	RH Front				1	EM-3048		
2004-05	RH Front				1	EM-3048		
2002-03	RH Front				1	EM-3048		
2006-07	Trans			RWD	1			EM-3062
2002-05	Trans			AWD	1			EM-3061
	Trans			RWD	1			EM-3062
	V8 5.0L 302ci		1997-01	LH Front		1	EM-3000	
			RH Front		1	EM-2999		
			Trans		1			EM-2868
MERCURY VAN								
MONTEREY								
V6	V6 4.2L 256ci	2004-07	LH Front		1	EM-3075		
			RH Front		1	EM-3076		
			Torq Str - Front		1		EM-3101	
			Trans		1			EM-3106
VILLAGER								
V6	V6 3.3L 3275cc	1999-02	Front		1	EM-2989		
			LH Rear		1	EM-2985		
			RH Rear	Complete Unit	1	EM-2857		
			Trans		1			EM-2854

Engine, Transmission, And Torque Strut Mounts

CYL	ENG. SIZE	YEAR	LOCATION	DESCRIPTION	QTY	ENGINE	TORQUE STRUT	TRANSMISSION
MINI								
COOPER CLUBMAN								
L3	L3 1.5L 1499cc	2017-19	Torq Str - Lower		1		EM-7415	
COOPER COUNTRYMAN								
L3	L3 1.5L 1499cc	2017-21	Torq Str - Rear L		1		EM-7415	
		2017-19	Trans		1			EM-7414
		2020-21	Trans		1			EM-7414
COOPER								
L3	L3 1.5L 1499cc	2020	Trans	Auto & Dual Clutch	1			EM-7414
			Trans	Manual; Mexico Vehicle	1			EM-7414
COOPER CLUBMAN								
L3	L3 1.5L 1499cc	2020	Trans	Auto	1			EM-7414
			Trans	Manual	1			EM-7414
COOPER COUNTRYMAN								
L3	L3 1.5L 1499cc	2017-19	Trans		1			EM-7414
COOPER CLUBMAN								
L3	L3 1.5L 1499cc	2016-19	Trans	Auto	1			EM-7414
			Trans	Manual	1			EM-7414
COOPER								
L3	L3 1.5L 1499cc	2014-19	Trans	Auto	1			EM-7414
			Trans	Manual	1			EM-7414
COOPER PACEMAN								
L4	L4 1.6L 1597cc	2013-16	RH Front	Mexico; Turbo	1	EM-7363		
COOPER COUNTRYMAN								
L4	L4 1.6L 1597cc	2011-16	RH Front	Mexico; Turbo	1	EM-7363		
COOPER								
L4	L4 1.6L 1597cc	2010-15	RH Front	Turbo	1	EM-7363		
			RH Front	w/o Turbo	1	EM-7374		
		2009	RH Front	Turbo	1	EM-7363		
			RH Front	w/o Turbo	1	EM-7374		
	L4 1.6L 1598cc	2007-08	Front	DOHC	1	EM-5922		
COOPER PACEMAN								
L4	L4 1.6L 1598cc	2013-16	RH Front	US & Canada; Turbo	1	EM-7363		
			RH Front	US & Canada; w/o Turbo	1	EM-7374		
COOPER COUNTRYMAN								
L4	L4 1.6L 1598cc	2011-16	RH Front	US & Canada; Turbo	1	EM-7363		
			RH Front	US & Canada; w/o Turbo	1	EM-7374		
COOPER								
L4	L4 1.6L 1598cc	2009-15	Torq Str - Rear		1		EM-7376	
COOPER PACEMAN								
L4	L4 1.6L 1598cc	2013-16	Trans	Auto	1			EM-7377
COOPER COUNTRYMAN								
L4	L4 1.6L 1598cc	2011-16	Trans	Auto	1			EM-7377
COOPER								
L4	L4 1.6L 1598cc	2009-16	Trans	Auto	1			EM-7377
			L4 1.6L 1600cc	2004	Front	SOHC; From 12/03	1	EM-5922
		RH Rear	SOHC		1	EM-5844		
		2002-03	RH Rear		1	EM-5844		
		2002-08	Torq Str - Rear		1		EM-5860	

Engine, Transmission, And Torque Strut Mounts

CYL	ENG. SIZE	YEAR	LOCATION	DESCRIPTION	QTY	ENGINE	TORQUE STRUT	TRANSMISSION
MINI (continued)								
COOPER COUNTRYMAN								
L4	L4 2.0L 1998cc	2017-21	RH Front		1	EM-7413		
COOPER CLUBMAN								
L4	L4 2.0L 1998cc	2016-21	RH Front		1	EM-7413		
COOPER								
L4	L4 2.0L 1998cc	2015-21	RH Front		1	EM-7413		
COOPER COUNTRYMAN								
L4	L4 2.0L 1998cc	2017-20	Torq Str - Lower		1		EM-7415	
COOPER CLUBMAN								
L4	L4 2.0L 1998cc	2017-19	Torq Str - Lower		1		EM-7415	
COOPER								
L4	L4 2.0L 1998cc	2020	Trans	Auto	1			EM-7414
			Trans	Manual; Mexico Vehicle	1			EM-7414
COOPER CLUBMAN								
L4	L4 2.0L 1998cc	2020	Trans	Auto	1			EM-7414
COOPER COUNTRYMAN								
L4	L4 2.0L 1998cc	2020	Trans	Auto	1			EM-7414
		2017-20	Trans	Auto	1			EM-7414
			Trans	Manual	1			EM-7414
COOPER CLUBMAN								
L4	L4 2.0L 1998cc	2016-19	Trans	Auto	1			EM-7414
			Trans	Manual	1			EM-7414
COOPER								
L4	L4 2.0L 1998cc	2014-19	Trans	Auto	1			EM-7414
			Trans	Manual	1			EM-7414
MITSUBISHI PASSENGER CAR								
DIAMANTE								
V6	V6 3.5L 3497cc	1999-04	Front		1	EM-9193		
			RH Front		1	EM-9189		
			Rear		1	EM-5907		
		1997-04	Trans		1			EM-9387
ECLIPSE								
L4	L4 2.4L 2351cc	2000-05	Front	Auto	1	EM-9160		
			Front	Manual	1	EM-5159		
			RH Front		1	EM-9184		
			Rear	Auto	1	EM-9161		
			Rear	Manual	1	EM-9485		
			Trans	Auto	1			EM-9162
			Trans	Manual	1			EM-5452
	L4 2.4L 2378cc	2006-12	Front		1	EM-9305		
			RH Front		1	EM-9281		
			Rear	Auto	1	EM-9382		
			Rear	Manual	1	EM-9510		
			Trans	Auto	1			EM-9304
			Trans	Manual	1			EM-5980
V6	V6 3.0L 2972cc	2000-05	Front		1	EM-5159		
			LH Rear		1	EM-5349		
			RH Front		1	EM-9187		
			Trans - LH	Auto	1			EM-9384
	V6 3.8L 3828cc	2010-12	Front		1	EM-9305		
		2006-09	Front		1	EM-9305		
			RH Front		1	EM-9278		
			Rear		1	EM-9382		

Engine, Transmission, And Torque Strut Mounts

CYL	ENG. SIZE	YEAR	LOCATION	DESCRIPTION	QTY	ENGINE	TORQUE STRUT	TRANSMISSION
MITSUBISHI PASSENGER CAR (continued)								
GALANT								
L4	L4 2.4L 2351cc	1999-04	Front		1	EM-9160		
			RH Front		1	EM-9184		
			Rear	Auto	1	EM-9161		
		1999-03	Trans	Auto	1			EM-9162
	L4 2.4L 2378cc	2009-12 2008 2004-07	Front		1	EM-9305		
			Front		1	EM-9305		
			Front		1	EM-9305		
			RH Front		1	EM-9281		
			Rear		1	EM-9382		
			Rear		1	EM-9382		
2004-09	Trans		1			EM-9304		
V6	V6 3.0L 2972cc	1999-03	Front		1	EM-5159		
			LH Rear		1	EM-5349		
			RH Front		1	EM-9187		
			Trans - LH		1			EM-9384
	V6 3.8L 3800cc	2004-07	Front		1	EM-9305		
			RH Front		1	EM-9278		
			Rear		1	EM-9154		
	V6 3.8L 3828cc	2008-09	Front		1	EM-9305		
			RH Front		1	EM-9278		
			Rear		1	EM-9382		
2004-06	Trans		1			EM-9383		
LANCER								
L4	L4 2.0L 1997cc	2005-06	Rear	Turbo; Manual	1	EM-5876		
		2003-04	Rear	Turbo; Manual	1	EM-5876		
		2005-06	Right	Turbo	1	EM-5822		
		2003-04	Right	Turbo	1	EM-5822		
		2003-06	Trans	Turbo; Manual	1			EM-9088
	L4 2.0L 1998cc	2013-16 2013-15 2012 2008-12 2008-11 2013-16 2008-12 2013-16 2013-15 2012 2008-12 2008-11 2008-16	Front	Non-Turbo; w/o Turbo	1	EM-3131		
			Front	Turbo; Turbo	1	EM-5856		
			Front	Turbo; Turbo	1	EM-5856		
			Front	Mexico; w/o Turbo	1	EM-3131		
			Front	Turbo; Turbo	1	EM-5856		
			RH Front	Non-Turbo; w/o Turbo	1	EM-3130		
			RH Front	Mexico; w/o Turbo	1	EM-3130		
			Rear	Non-Turbo; w/o Turbo	1	EM-3132		
			Rear	Turbo; Turbo, Manual	1	EM-5924		
			Rear	Turbo; Turbo; Automatic Dual Clutch	1	EM-9489		
			Rear	Turbo; Turbo, Manual	1	EM-5924		
			Rear	Turbo; Turbo; Automatic Dual Clutch	1	EM-9489		
			Rear	Mexico; w/o Turbo	1	EM-3132		
			Rear	Turbo; Turbo, Manual	1	EM-5924		
			Rear	Turbo; Turbo; Automatic Dual Clutch	1	EM-9489		
	Trans	Non-Turbo; Auto; CVT	1			EM-3134		
	Trans	Non-Turbo; Manual	1			EM-3137		
	Trans	Turbo; Manual	1			EM-3137		
	L4 2.0L 1999cc	2007 2004-06 2007 2004-06 2007 2004-06 2007	Front	Non-Turbo	1	EM-9181		
			Front	Non-Turbo	1	EM-9181		
			RH Front	Non-Turbo	1	EM-9188		
			RH Front	Non-Turbo	1	EM-9188		
			Rear	Non-Turbo; Auto	1	EM-9170		
			Rear	Non-Turbo; Auto	1	EM-9170		
			Rear	Non-Turbo; Manual	1	EM-5876		
Trans			Auto	1			EM-5825	

Engine, Transmission, And Torque Strut Mounts

CYL	ENG. SIZE	YEAR	LOCATION	DESCRIPTION	QTY	ENGINE	TORQUE STRUT	TRANSMISSION	
MITSUBISHI PASSENGER CAR (continued)									
LANCER (continued)									
L4	L4 2.0L 1999cc	2007	Trans	Mexican Vehicle; Manual	1			EM-8817	
		2005-06	Trans	Non-Turbo; Auto	1			EM-5825	
			Trans	Non-Turbo; Manual	1			EM-9088	
	L4 2.0L 2000cc	2002-04	Front	Non-Turbo	1	EM-9181			
			RH Front	Non-Turbo	1	EM-9188			
			Rear	Non-Turbo; Auto	1	EM-9170			
			Rear	Non-Turbo; Manual	1	EM-5876			
			Trans	Auto	1			EM-5825	
			Trans	Manual	1			EM-9088	
	L4 2.4L 2351cc	2010-12	Trans	Mexico; Auto	1			EM-3134	
	L4 2.4L 2360cc	2009-16	Front	w/o Turbo	1	EM-3131			
			RH Front		1	EM-3130			
		2013-16	Trans	Manual	1			EM-3137	
			2010-12	Trans	US & Canada; Auto (CVT)	1			EM-3134
				Trans	US & Canada; Manual	1			EM-3137
		2009	Trans	Auto (CVT)	1			EM-3134	
			Trans	Manual	1			EM-3137	
	L4 2.4L 2378cc	2004-06	Trans	Auto	1			EM-5825	
			Trans	Manual	1			EM-9088	
	L4 2.4L 2400cc	2004-06	Front		1	EM-5796			
Rear			Auto	1	EM-9170				
Rear			Manual	1	EM-5876				
MIRAGE									
L3	L3 1.2L 1193cc	2014-18	RH Front		1	EM-7356			
			RH Front		1	EM-7356			
L4	L4 1.5L 1468cc	1999-02	Front	Auto	1	EM-8818			
			Front	Manual	1	EM-9037			
			RH Front		1	EM-9068			
			Rear	Auto	1	EM-8819			
			Rear	Manual	1	EM-9059			
			1997-02	Trans	Auto	1			EM-8879
	Trans	Manual		1			EM-8880		
	L4 1.8L 1834cc	1997-02	Front	Auto	1	EM-8818			
			Front	Manual	1	EM-9037			
			RH Front		1	EM-8877			
Rear			Auto	1	EM-8819				
Rear			Manual	1	EM-9059				
Trans			Auto	1			EM-8816		
Trans	Manual	1			EM-8817				
MIRAGE G4									
L3	L3 1.2L 1193cc	2017-18	RH Front		1	EM-7356			
			Torq Str - Lower		1		EM-7357		
			Trans	Auto (CVT)	1			EM-7359	
			Trans	Manual	1			EM-7358	
MITSUBISHI SPORT UTILITY									
ENDEAVOR									
V6	V6 3.8L 3828cc	2010-11	Front		1	EM-9305			
		2004-08	Front		1	EM-9305			
		2010-11	Rear		1	EM-9510			
		2004-08	Rear		1	EM-9510			
		2010-11	Trans	Auto	1			EM-9383	
		2004-08	Trans	Auto	1			EM-9383	

Engine, Transmission, And Torque Strut Mounts

CYL	ENG. SIZE	YEAR	LOCATION	DESCRIPTION	QTY	ENGINE	TORQUE STRUT	TRANSMISSION	
MITSUBISHI SPORT UTILITY (continued)									
MONTERO									
V6	V6 3.5L 3497cc	2001-02	L & R Front		2	EM-9186			
		1995-00	L & R Front		2	EM-8878			
		2001-02	Trans	Auto		1			EM-9201
		1994-00	Trans	Auto		1			EM-8695
	V6 3.8L 3797cc	2003-06	L & R Front	4WD		2	EM-9186		
			Trans	Auto		1			EM-9201
MONTERO SPORT									
V6	V6 3.0L 2972cc	2000-03	LH Front	SOHC	1	EM-5820			
			Trans	4WD	1			EM-8695	
	V6 3.5L 3497cc	2000-04	LH Front		1	EM-5820			
OUTLANDER									
L4	L4 2.4L 2351cc	2010	Front	Mexico	1	EM-5856			
		2008	Front	Mexico	1	EM-5856			
		2003-04	Front		1	EM-5796			
		2010	Rear	Mexico; FWD	1	EM-3145			
		2008	Rear	Mexico; FWD	1	EM-3145			
		2003-04	Rear	Auto; FWD	1	EM-9153			
			Rear	AWD; US & Canada	1	EM-5912			
		2010	Right	Mexico	1	EM-5857			
		2008	Right	Mexico	1	EM-5857			
		2003-04	Right		1	EM-5798			
			Trans		1			EM-5797	
		L4 2.4L 2360cc	2008-13	Front		1	EM-5856		
				Rear	AWD	1	EM-3157		
				Rear	FWD	1	EM-3145		
	Right				1	EM-5857			
	2008-16		Trans	Auto & CVT	1			EM-3134	
	L4 2.4L 2378cc	2005-06	Front		1	EM-5796			
		2004	Front	Mexico	1	EM-5796			
		2005-06	Rear	Auto; FWD	1	EM-9153			
			Rear	AWD; US & Canada	1	EM-5912			
		2004	Rear	Mexico; Auto; FWD	1	EM-9153			
		2005-06	Right		1	EM-5798			
		2004	Right	Mexico	1	EM-5798			
		2004-06	Trans		1			EM-5797	
		V6	V6 3.0L 2998cc	2007-13	Front		1	EM-5856	
	Right					1	EM-5927		
	2007-12			Trans		1			EM-5928
OUTLANDER SPORT									
L4	L4 2.0L 1998cc	2011-16	Front		1	EM-3131			
			Rear		1	EM-3132			
			Right		1	EM-3130			
			Trans	Auto (CVT)	1			EM-3134	
			Trans	Manual	1			EM-3137	
NISSAN PASSENGER CAR									
350Z									
V6	V6 3.5L 3498cc	2009	L & R Front		2	EM-9180			
		2003-08	L & R Front		2	EM-9180			
		2009	Trans		1			EM-9464	
		2003-08	Trans		1			EM-9464	
370Z									
V6	V6 3.7L 3696cc	2009-20	Front		1	EM-7008			

Engine, Transmission, And Torque Strut Mounts

CYL	ENG. SIZE	YEAR	LOCATION	DESCRIPTION	QTY	ENGINE	TORQUE STRUT	TRANSMISSION	
NISSAN PASSENGER CAR (continued)									
APRIO (MEXICO)									
L4	L4 1.6L 1598cc	2008-10	Torq Str - Lower		1		EM-8694		
ALMERA (MEXICO)									
L4	L4 1.8L 1769cc	2001-02	RH Front		1	EM-9200			
			Rear		1	EM-9166			
		2001-05	Trans - BUSHING	Bushing Only; Auto Bushing Only; Auto	1			EM-9217	
ALTIMA									
L4	L4 2.4L 2389cc	2000-01	Front		1	EM-8682			
			RH Front		1	EM-8994			
			Rear	Auto	1	EM-8681			
		1998-01	Trans	Auto	1			EM-8705	
		L4 2.5L 2488cc	2002-06	Front		1	EM-9167		
				RH Front		1	EM-9190#		
			2013	Rear	Mexico	1	EM-9446		
				Rear	US & Canada	1	EM-9446		
			2012	Rear		1	EM-9446		
			2007-11	Rear	Gas	1	EM-9446		
	Rear			Hybrid	1	EM-9544			
	2002-06		Rear	w/o Wires	1	EM-9209			
	2014-18		Right		1	EM-7365			
			2013	Right	Mexico; Sedan	1	EM-7365		
			Right	US & Canada; Coupe	1	EM-5865			
			Right	US & Canada; Sedan	1	EM-7365			
	2012		Right		1	EM-5865			
	2007-11		Right	Gas	1	EM-5865			
			Right	Hybrid	1	EM-5865			
	2007-13		Torq Str - Front		1		EM-9444		
	2013-17		Trans		1			EM-7080	
	2007-12		Trans	Auto; CVT	1			EM-9465	
			Trans	Manual	1			EM-9465	
	2002-06	Trans	Auto	1			EM-5817		
	V6	V6 3.5L 3498cc	2013-18	Front		1	EM-5869		
			2007-12	Front		1	EM-5869		
			2005-06	Front	Auto, w/ Wires	1	EM-5672		
				Front	Auto; w/o Wires	1	EM-9252		
				Front	Manual, w/o Wires	1	EM-5772		
2004			Front	Auto, w/ Wires	1	EM-5672			
			Front	Auto; w/o Wires	1	EM-9252			
			Front	Manual, w/o Wires	1	EM-5772			
2002-03			Front	Auto, w/ Wires	1	EM-5672			
			Front	Auto; w/o Wires	1	EM-9252			
			Front	Manual, w/o Wires	1	EM-5772			
2007-12			Rear		1	EM-5870			
2005-06			Rear	Auto; 5 Spd; w/Wires	1	EM-5818			
			Rear	Manual	1	EM-9547			
2004			Rear	Auto; w/o Wires	1	EM-9248			
			Rear	Auto; w/Wires	1	EM-5818			
			Rear	Manual, w/o Wires	1	EM-9547			
2002-03			Rear	Auto; w/o Wires	1	EM-9248			
			Rear	Auto; w/Wires	1	EM-5818			
			Rear	Manual, w/o Wires	1	EM-9547			
2013-18			Right		1	EM-5866			
2007-12			Right		1	EM-5867			
2005-06			Right		1	EM-9223#			
2004			Right		1	EM-9223#			
2002-03			Right		1	EM-9223#			
2013-16			Torq Str - Front		1		EM-7171		

= Available in the Westar Gold Line

Engine, Transmission, And Torque Strut Mounts

CYL	ENG. SIZE	YEAR	LOCATION	DESCRIPTION	QTY	ENGINE	TORQUE STRUT	TRANSMISSION		
NISSAN PASSENGER CAR (continued)										
ALTIMA (continued)										
V6	V6 3.5L 3498cc	2013-16	Torq Str - Rear		1		EM-9551			
		2008-17	Torq Str - Rear		1		EM-9551			
			Torq Str - Right		1		EM-9545			
			2013-18	Trans		1			EM-7080	
		2008-12	Trans	Auto; CVT		1			EM-9460	
			Trans	Manual		1			EM-7082	
		2007	Trans	Auto; CVT		1			EM-9460	
		2005-06	Trans	Auto		1			EM-9410	
			Trans	Manual		1			EM-9575	
		2002-04	Trans	Auto		1			EM-9219	
Trans	Manual			1			EM-9577			
CUBE										
L4	L4 1.8L 1798cc	2009-14	RH Front		1	EM-5656				
			Torq Str - Rear		1		EM-9228			
			Torq Str - Right		1		EM-9422			
			Trans		1			EM-9230		
LUCINO (MEXICO)										
L4	L4 1.6L	1996-00	Front		1	EM-8130				
			RH Front		1	EM-8122				
			Rear	Auto	1	EM-8132				
			Rear	Manual; Complete Unit	1	EM-8154				
			Rear	Manual; Insert Only	1	EM-8152				
			1999-00	Trans	Auto		1			EM-8150
	Trans	Manual			1			EM-8148		
	L4 2.0L	2000	Front	Manual		1	EM-8130			
			RH Front		1	EM-8307				
			Rear		1	EM-8132				
Trans				1			EM-8891			
MAXIMA										
V6	V6 3.0L 2988cc	2000-01	Front	Auto, GXE & SE	1	EM-5670				
			Front	Manual	1	EM-8865				
			RH Front	Auto, GXE & SE	1	EM-9251				
			RH Front	GLE	1	EM-9251				
			RH Front	Manual, GXE & SE	1	EM-9031				
			Rear	Auto	1	EM-5846				
			Rear	Manual	1	EM-8866				
			Trans - BUSHING	Bushing Only; Auto Bushing Only; Auto	1			EM-5937		
			Trans - BUSHING	Bushing Only; Manual Bushing Only; Manual	1			EM-9035		
			V6 3.5L 3498cc	2015-20	Front		1	EM-5869		
					2009-14	Front		1	EM-5869	
					2007-08	Front	w/ Wires	1	EM-5672	
						Front	w/o Wires	1	EM-9252	
					2006	Front	w/ Wires	1	EM-5672	
	Front	w/o Wires				1	EM-9252			
	2004-05	Front			w/ Wires	1	EM-5672			
		Front			w/o Wires	1	EM-9252			
	2003	Front			Auto; w/o Wires	1	EM-5132			
		Front			Auto; w/Wires	1	EM-5670			
		Front			Manual	1	EM-8865			
	2002	Front				1	EM-8865			
	2007-08	RH Front				1	EM-9223#			
	2006	RH Front				1	EM-9223#			
	2004-05	RH Front				1	EM-9223#			
	2003	RH Front			Auto	1	EM-9031			

= Available in the Westar Gold Line

Engine, Transmission, And Torque Strut Mounts

CYL	ENG. SIZE	YEAR	LOCATION	DESCRIPTION	QTY	ENGINE	TORQUE STRUT	TRANSMISSION		
NISSAN PASSENGER CAR (continued)										
MAXIMA (continued)										
V6	V6 3.5L 3498cc	2003	RH Front	Manual	1	EM-9031				
		2002	RH Front	Auto	1	EM-9031				
		2009-14	Rear			1	EM-5870			
		2007-08	Rear	w/ Wires		1	EM-5748			
		2006	Rear	Auto; From 6/06		1	EM-5748			
			Rear	Auto; to 6/06		1	EM-5818			
			Rear	Manual		1	EM-9547			
		2004-05	Rear	Auto; w/ Wires; SE		1	EM-5818			
			Rear	Auto; w/ Wires; SL		1	EM-5748			
			Rear	Manual		1	EM-9547			
		2003	Rear	Auto		1	EM-5411			
			Rear	Manual		1	EM-8866			
		2002	Rear	Auto		1	EM-5411			
		2015-20	Right			1	EM-5867			
		2009-14	Right			1	EM-5867			
		2016-17	Torq Str - Front			1		EM-7171		
		2009-15	Torq Str - Front			1		EM-9545		
		2016-17	Torq Str - Rear	Torque Strut Buffer		1		EM-9551		
		2009-15	Torq Str - Rear	Torque Strut Buffer		1		EM-9551		
		2002-03	Trans - BUSHING	Bushing Only; Auto Bushing Only; Auto		1			EM-8959	
			Trans - BUSHING	Bushing Only; Manual Bushing Only; Manual		1			EM-9589	
		2009-14	Trans			1			EM-9460	
		2007-08	Trans			1			EM-9414	
		2005-06	Trans	Auto & CVT		1			EM-9410	
			Trans	Manual		1			EM-9575	
		2004	Trans	Auto; 4 Spd		1			EM-9219	
Trans	Auto; 5 Spd			1			EM-9410			
Trans	Manual			1			EM-9575			
PLATINA (MEXICO)										
L4	L4 1.6L 1598cc	2009-10	Torq Str - Lower	Manual	1		EM-9000			
		2002-08	Torq Str - Lower	Auto	1		EM-9000			
			Torq Str - Lower	Manual	1		EM-9000			
		2009	Trans	Mexican Vehicle; Manual		1		EM-90001		
		2002-08	Trans	Mexican Vehicle; Auto		1		EM-90031		
			Trans	Mexican Vehicle; Manual		1		EM-90001		
SENTRA										
L4	L4 1.6L 1597cc	2000	Front	Mexico	1	EM-8130				
			RH Front	Mexico	1	EM-8122				
			Rear	Mexico; Auto; Complete Unit	1	EM-8132				
			Rear	Mexico; Auto; Insert	1	EM-8152				
			Rear	Mexico; Manual; Complete Unit	1	EM-8154				
			Rear	Mexico; Manual; Insert	1	EM-8152				
			Trans	Mexican Vehicle; Auto	1			EM-8150		
			Trans	Mexican Vehicle; Manual	1			EM-8891		
			L4 1.6L 1618cc	2017-18	Right		1	EM-7070		
			L4 1.8L 1769cc	2000-06	Trans - BUSHING	Bushing Only; Auto Bushing Only; Auto		1		EM-9217
	Trans - BUSHING	Bushing Only; Manual Bushing Only; Manual				1		EM-5657		
	L4 1.8L 1798cc	2014-19	Right			1	EM-7070			
			Right			1	EM-7070			
			2013-15	Torq Str - Left			1		EM-7013	
				Torq Str - Right			1		EM-7009	
			2013-17	Trans			1		EM-7024	
	L4 1.8L 1809cc	2000-06	Front			1	EM-9200			

Engine, Transmission, And Torque Strut Mounts

CYL	ENG. SIZE	YEAR	LOCATION	DESCRIPTION	QTY	ENGINE	TORQUE STRUT	TRANSMISSION
NISSAN PASSENGER CAR (continued)								
SENTRA (continued)								
L4	L4 1.8L 1809cc	2000-06	RH Front		1	EM-9229		
			Rear		1	EM-9166		
	L4 2.0L 1997cc	2007-12	RH Front		1	EM-5782		
			Torq Str - Left		1		EM-9456	
			Torq Str - Rear		1		EM-9228	
			Trans	CVT Trans.	1			EM-7072
			Trans	Manual	1			EM-9448
	L4 2.0L 1998cc	2000-01	Front	Auto	1	EM-9200		
			RH Front	Bushing Only	1	EM-9531		
			Rear	Auto	1	EM-9166		
	L4 2.5L 2488cc	2002-06	Front	Auto	1	EM-9442		
			Front	Manual	1	EM-5405		
			RH Front		1	EM-5773		
			Rear		1	EM-9573		
		2007-12	Right		1	EM-5953		
			Torq Str - Left		1		EM-9453	
			Torq Str - Rear		1		EM-9452	
		2002-06	Trans - BUSHING	Bushing Only; Auto Bushing Only; Auto	1			EM-9471
			Trans - BUSHING	Bushing Only; Manual Bushing Only; Manual	1			EM-5775
		2007-12	Trans	Auto; CVT	1			EM-7381
Trans	Manual		1			EM-5905		
TIIDA (MEXICO)								
L4	L4 1.8L 1798cc	2007-08	RH Front		1	EM-5656		
		2007-11	Torq Str - Front		1		EM-9422	
			Torq Str - Rear		1		EM-9228	
		2007-08	Trans		1			EM-9230
TSUBAME (MEXICO)								
L4	L4 1.6L 1597cc	1993-04	Front		1	EM-8130		
			RH Front		1	EM-8122		
			Rear	Auto; Complete Unit	1	EM-9002		
			Rear	Manual; Complete Unit	1	EM-8154		
			Rear	Manual; Insert Only	1	EM-8152		
		1999-04	Trans	Auto	1			EM-8150
			Trans	Manual	1			EM-8148
TSURU (MEXICO)								
L4	L4 1.6L 1597cc	2011-13	Front		1	EM-8130		
			1998-10	Front		1	EM-8130	
		2011-13	RH Front		1	EM-8122		
			1998-10	RH Front		1	EM-8122	
		2011-13	Rear	Manual; Complete Unit	1	EM-8154		
			Rear	Manual; Insert Only	1	EM-8152		
		1998-10	Rear	Auto; Complete Unit	1	EM-9002		
			Rear	Manual; Complete Unit	1	EM-8154		
			Rear	Manual; Insert Only	1	EM-8152		
		2011-13	Trans	Manual	1			EM-8148
		1999-10	Trans	Auto	1			EM-8150
			Trans	Manual	1			EM-8148
		VERSA						
L4	L4 1.6L 1598cc	2012-15	RH Front		1	EM-7088		
		2009-11	RH Front		1	EM-5781		
		2012-16	Torq Str - Lower		1		EM-5968	
		2009-11	Torq Str - Rear		1		EM-9228	
		2012-16	Trans	Auto	1			EM-5969
			Trans	Manual	1			EM-5969

Engine, Transmission, And Torque Strut Mounts

CYL	ENG. SIZE	YEAR	LOCATION	DESCRIPTION	QTY	ENGINE	TORQUE STRUT	TRANSMISSION	
NISSAN PASSENGER CAR (continued)									
VERSA (continued)									
L4	L4 1.6L 1598cc	2009-11	Trans	Auto	1			EM-9230	
			Trans	Manual	1			EM-9230	
	L4 1.8L 1798cc	2007-12	RH Front		1	EM-5656			
			Torq Str - Lower		1		EM-5968		
			Torq Str - Rear		1		EM-9228		
			Torq Str - Right		1		EM-9422		
			Trans	Auto	1			EM-9230	
Trans	Manual	1			EM-9230				
VERSA NOTE									
L4	L4 1.6L 1598cc	2014-15	Right		1	EM-7088			
			Trans	Manual	1			EM-5969	
NISSAN SPORT UTILITY									
ARMADA									
V8	V8 5.6L 5552cc	2005-15	L & R Front		2	EM-5404			
			Trans	AWD & 4WD	1			EM-5407	
			Trans	RWD	1			EM-5406	
JUKE									
L4	L4 1.6L 1618cc	2011-14	Right		1	EM-7070			
			Torq Str - Left	Mexico; FWD	1		EM-7013		
		2011-17	Torq Str - Left	AWD	1		EM-7081		
			Torq Str - Left	FWD	1		EM-7013		
			Torq Str - Right	Mexico	1		EM-7009		
		2011-17	Torq Str - Right		1		EM-7009		
			2017	Trans	Auto (CVT); AWD	1			EM-7154
				Trans	Auto (CVT); FWD	1			EM-7152
		Trans		Manual; US & Canada	1			EM-7024	
		2013-16	Trans	Auto; AWD	1			EM-7154	
			Trans	Auto; FWD	1			EM-7152	
			Trans	Manual; FWD	1			EM-7024	
		2011-12	Trans	AWD; CVT Trans.	1			EM-7154	
			Trans	FWD; CVT Trans.	1			EM-7152	
Trans	Manual; FWD		1			EM-7024			
MURANO									
V6	V6 3.5L 3498cc	2015-20	Front	AWD	1	EM-7333			
			Front	FWD	1	EM-5869			
		2009-14	Front	AWD	1	EM-7333			
			Front	FWD	1	EM-7396			
		2003-07	Front	AWD; w/ Wires	1	EM-5961			
			Front	AWD; w/o Wires	1	EM-9256			
			Front	FWD, w/o Wires	1	EM-9252			
			Front	FWD, w/Wires	1	EM-5672			
			RH Front		1	EM-9223#			
		2015-20	Rear	AWD	1	EM-7334			
			Rear	FWD	1	EM-7175			
		2009-14	Rear	AWD	1	EM-7316			
			Rear	FWD	1	EM-7175			
		2003-07	Rear	AWD; w/ Wires	1	EM-5962			
			Rear	AWD; w/o Wires	1	EM-5441			
			Rear	FWD, w/o Wires	1	EM-9248			
			Rear	FWD, w/Wires	1	EM-5818			
		2015-20	Right		1	EM-5866			
		2009-14	Right		1	EM-5866			
		2015-17	Torq Str - Front		1		EM-7171		
		2013-14	Torq Str - Front		1		EM-9545		
2015-17	Torq Str - Rear		1		EM-9551				

= Available in the Westar Gold Line

Engine, Transmission, And Torque Strut Mounts

CYL	ENG. SIZE	YEAR	LOCATION	DESCRIPTION	QTY	ENGINE	TORQUE STRUT	TRANSMISSION
NISSAN SPORT UTILITY (continued)								
MURANO (continued)								
V6	V6 3.5L 3498cc	2013-14	Torq Str - Rear		1		EM-9551	
		2015-16	Trans	Auto (CVT)	1			EM-7234
		2009-14	Trans		1			EM-5914
		2008	Trans	Mexico	1			EM-5914
		2003-07	Trans		1			EM-9414
PATHFINDER								
L4	L4 2.5L 2500cc	2014	Trans	Auto & CVT	1			EM-7234
V6	V6 3.3L 3275cc	1996-00	L & R Front	Before 1/00	2	EM-8311		
		1997-00	Trans	2WD	1			EM-8322
			Trans	Auto; 4WD	1			EM-9038
			Trans	Manual; 4WD	1			EM-9011
	V6 3.5L 3498cc	2018-19	Front	4WD	1	EM-7333		
			Front	FWD	1	EM-5869		
		2017	Front	4WD	1	EM-7333		
			Front	FWD	1	EM-5869		
		2013-16	Front	AWD	1	EM-7333		
			Front	FWD	1	EM-5869		
		2001-04	L & R Front		2	EM-9408		
		2018-19	Rear	4WD	1	EM-7334		
		2017	Rear	4WD	1	EM-7334		
			Rear	FWD	1	EM-7175		
		2013-16	Rear	AWD	1	EM-7334		
			Rear	FWD	1	EM-7175		
		2018-19	Right		1	EM-5866		
		2017	Right		1	EM-5866		
		2013-16	Right		1	EM-5866		
	Torq Str - Front			1		EM-7171		
		Torq Str - Rear		1		EM-9551		
		Trans	Auto	1			EM-7234	
	2003-04	Trans	Auto; 4WD	1			EM-9395	
		Trans	Auto; RWD	1			EM-8322	
	2001-02	Trans	Auto; 4WD	1			EM-9395	
		Trans	Auto; RWD	1			EM-8322	
		Trans	Manual; 4WD	1			EM-9011	
		Trans	Manual; RWD	1			EM-8322	
	V6 4.0L 3954cc	2006-12	L & R Front		2	EM-9506		
Trans			US & Canada; 4WD	1		EM-9520		
		Trans	US & Canada; RWD	1		EM-9482		
		Trans	Mexico; RWD	1		EM-9482		
2005-09		Trans	4WD	1		EM-9520		
	Trans	RWD	1		EM-9482			
V8	V8 5.6L 5552cc	2008-12	L & R Front		2	EM-5404		
			Trans	Auto; 4WD	1		EM-5407	
			Trans	Auto; RWD	1		EM-5406	
PATHFINDER ARMADA								
V8	V8 5.6L 5552cc	2004	L & R Front		2	EM-5404		
			Trans	Auto; 4WD	1		EM-5407	
			Trans	Auto; RWD	1		EM-5406	
ROGUE								
L4	L4 2.0L 1997cc	2017-19	Torq Str - Rear	Hybrid	1		EM-7024	
	L4 2.5L 2488cc	2014-18	Right	US & Canada	1	EM-7295		
		2008-13	Right		1	EM-5953		
		2014-20	Torq Str - Front	US Built	1		EM-7205	
		2010-13	Torq Str - Left	US & Canada	1		EM-9453	
			Torq Str - Left	Mexico	1		EM-9003	
		2009	Torq Str - Left		1		EM-9453	
		2008	Torq Str - Left	MexicanVehicle	1		EM-9003	

Engine, Transmission, And Torque Strut Mounts

CYL	ENG. SIZE	YEAR	LOCATION	DESCRIPTION	QTY	ENGINE	TORQUE STRUT	TRANSMISSION
NISSAN SPORT UTILITY (continued)								
ROGUE (continued)								
L4	L4 2.5L 2488cc	2008	Torq Str - Left	US & Canada	1		EM-9453	
		2014-20	Torq Str - Rear		1		EM-7204	
		2010-13	Torq Str - Rear	US & Canada	1		EM-9452	
		2009	Torq Str - Rear		1		EM-9452	
		2008	Torq Str - Rear	US & Canada	1		EM-9452	
		2008-13	Trans	AWD	1			EM-7419
		Trans	FWD	1			EM-7381	
	L4 2.5L 2500cc	2018-19	Trans		1			EM-7294
		2017	Trans		1			EM-7294
		2014-16	Trans	US Built	1			EM-7294
ROGUE SELECT								
L4	L4 2.5L 2488cc	2014-15	Right	US & Canada	1	EM-7295		
			Trans	AWD	1		EM-7419	
			Trans	FWD	1		EM-7381	
ROGUE SPORT								
L4	L4 2.0L 1997cc	2017-21	Torq Str - Rear		1		EM-7204	
			Trans	CVT Trans.	1		EM-7024	
X-TRAIL								
L4	L4 2.5L 2488cc	2006-07	Front		1	EM-9442		
		2005	Front		1	EM-9442		
		2002-04	Front	Mexico	1	EM-9442		
		2006-07	RH Front		1	EM-5173		
		2005	RH Front		1	EM-5173		
		2002-04	RH Front	Mexico	1	EM-5173		
		2006-07	Rear	AWD; Bushing Only	1	EM-9003		
			Rear	AWD; Complete Kit	1	EM-5174		
			Rear	FWD; Bushing Only	1	EM-9003		
			Rear	FWD; Complete Kit	1	EM-5938		
		2005	Rear	4WD; Bushing Only	1	EM-9003		
			Rear	4WD; Complete Unit	1	EM-5174		
			Rear	FWD; Bushing Only	1	EM-9003		
			Rear	FWD; Complete Kit	1	EM-5938		
		2002-04	Rear	Mexico; FWD; Bushing Only	1	EM-9003		
			Rear	Mexico; FWD; Complete Kit	1	EM-5938		
		2008-14	Torq Str - Left		1		EM-9003	
		2006-07	Trans - BUSHING	Bushing Only; Auto Bushing Only; Auto	1			EM-5981
		2005	Trans - BUSHING	Bushing Only; Auto Bushing Only; Auto	1			EM-5981
		2002-04	Trans - BUSHING	Bushing Only; Auto Bushing Only; Auto	1			EM-5981
		2006-07	Trans	Auto	1			EM-5175
		2005	Trans	Auto	1			EM-5175
		XTERRA						
L4	L4 2.4L 2389cc	2000-04	LH Front		1	EM-9012		
			RH Front		1	EM-8276		
			Trans		1		EM-8964	
V6	V6 3.3L 3275cc	2000-04	L & R Front		2	EM-8960		
			Trans	Auto; 2WD	1		EM-5556	
			Trans	Auto; 4WD	1		EM-8964	
			Trans	Manual; 2WD	1		EM-5556	
			Trans	Manual; 4WD	1		EM-8964	
	V6 4.0L 3954cc	2005-12	L & R Front		2	EM-9506		
		2005-14	Trans	4WD	1		EM-9520	
Trans			Auto; RWD	1		EM-9482		
	Trans	Manual; RWD	1		EM-9482			

Engine, Transmission, And Torque Strut Mounts

CYL	ENG. SIZE	YEAR	LOCATION	DESCRIPTION	QTY	ENGINE	TORQUE STRUT	TRANSMISSION	
NISSAN TRUCK									
FRONTIER									
L4	L4 2.4L 2389cc	1998-04	LH Front		1	EM-9012			
			RH Front		1	EM-8276			
		2001-04	Trans	Mexico; Auto; 2WD	1			EM-2719	
			Trans	Mexico; Manual; 2WD	1			EM-2719	
		1998-04	Trans	US & Canada; Auto; 2WD	1			EM-2719	
			Trans	US & Canada; Auto; 4WD; US & Canada	1			EM-8964	
			Trans	US & Canada; Manual; 2WD	1			EM-2719	
	L4 2.5L 2488cc	2005-18	L & R Front		1	EM-9483			
		2005-11	Trans	RWD	1			EM-9482	
	V6	V6 3.3L 3275cc	1999-04	L & R Front		2	EM-8960		
2000-04			Trans	Auto; 2WD	1			EM-5556	
			Trans	Auto; 4WD	1			EM-8964	
			Trans	Manual; 2WD	1			EM-5556	
			Trans	Manual; 4WD	1			EM-8964	
V6 4.0L 3954cc		2005-12	L & R Front		2	EM-9506			
		2005-15	Trans	4WD	1			EM-9520	
			Trans	RWD	1			EM-9482	
PICKUP									
L4	L4 2.4L 2389cc	1998-02	L & R Front	RWD; Mexican Vehicle	2	EM-2718			
			Trans	RWD; Mexican Vehicle	1			EM-2719	
TITAN									
V8	V8 5.6L 5552cc	2004-14	L & R Front		2	EM-5404			
		2007-14	Trans	4WD; US & Canada	1			EM-5407	
			Trans	AWD; Mexico Vehicle	1			EM-5407	
			Trans	RWD	1			EM-5406	
		2004-06	Trans	4WD	1			EM-5407	
			Trans	RWD	1			EM-5406	
NISSAN VAN									
NV1500									
V6	V6 4.0L 3954cc	2012-13	L & R Front		2	EM-9506			
NV200									
L4	L4 2.0L 1997cc	2013-17	Front		1	EM-7115			
			Right		1	EM-5656			
			Torq Str - Rear		1		EM-9228		
			Torq Str - Right		1		EM-7173		
NV2500									
V6	V6 4.0L 3954cc	2012-13	L & R Front		2	EM-9506			
V8	V8 5.6L 5552cc	2012-16	L & R Front		2	EM-5404			
			Trans	Auto	1			EM-5406	
NV3500									
V6	V6 4.0L 3954cc	2012-13	L & R Front		2	EM-9506			
V8	V8 5.6L 5552cc	2012-16	L & R Front		2	EM-5404			
			Trans	Auto	1			EM-5406	
QUEST									
V6	V6 3.3L 3275cc	1999-02	Front		1	EM-2989			
			LH Rear		1	EM-2985			
			RH Rear	Complete Unit	1	EM-2857			
			Trans		1			EM-2854	
	V6 3.5L 3498cc	2011-15	2009	Front	w/ Wires	1	EM-7396		
			Front	w/o Wires	1	EM-5672			
			Front	w/o Wires	1	EM-9252			

Engine, Transmission, And Torque Strut Mounts

CYL	ENG. SIZE	YEAR	LOCATION	DESCRIPTION	QTY	ENGINE	TORQUE STRUT	TRANSMISSION
NISSAN VAN (continued)								
QUEST (continued)								
V6	V6 3.5L 3498cc	2007-08	Front	w/ Wires	1	EM-5672		
			Front	w/o Wires	1	EM-9252		
		2004-06	Front	w/ Wires	1	EM-5672		
			Front	w/o Wires	1	EM-9252		
		2009	RH Front		1	EM-9223#		
		2007-08	RH Front		1	EM-9223#		
		2004-06	RH Front		1	EM-9223#		
		2011-15	Rear		1	EM-7175		
		2009	Rear	w/ Wires	1	EM-5818		
			Rear	w/o Wires	1	EM-9248		
		2007-08	Rear	w/o Wires	1	EM-9548		
		2004-06	Rear	4 spd A/T; w/ Wires	1	EM-5818		
			Rear	4 spd A/T; w/o Wires	1	EM-9248		
			Rear	5 spd A/T; w/o Wires	1	EM-9548		
		2011-15	Right		1	EM-5866		
2011-14	Trans		1			EM-5914		
2007-09	Trans	Auto	1			EM-9410		
2004-06	Trans	Auto; 4 Spd	1			EM-9219		
	Trans	Auto; 5 Spd	1			EM-9410		
URVAN (MEXICO)								
L4	L4 2.4L 2389cc	2000-08	LH Front	MexicanVehicle	1	EM-9003		
		2003-08	Trans	Mexican Vehicle; Insert Only	1			EM-90032
OLDSMOBILE PASSENGER CAR								
ALERO								
L4	L4 2.2L 134ci	2002-04	Right		1	EM-3129		
			Trans - Center		1			EM-2874
			Trans - LH Front	Complete Unit	1			EM-3070
			Trans - LH Front	Insert Only	1			EM-5422
			Trans - LH Rear	Complete Unit	1			EM-5078
			Trans - LH Rear	Insert Only	1			EM-2875
	L4 2.4L 146ci	1999-01	RH Front		1	EM-2933		
			Trans - Center	Auto	1			EM-2874
			Trans - LH Front	Auto; Complete Unit	1			EM-5079
			Trans - LH Rear	Auto; Complete Unit	1			EM-5078
			Trans - LH Rear	Auto; Insert	1			EM-2875
V6	V6 3.4L 207ci	1999-04	Front		1	EM-2933		
			Trans - Center	Auto	1			EM-2874
			Trans - LH Front	Auto; Complete Unit	1			EM-5079
			Trans - LH Front	Auto; Insert	1			EM-2875
			Trans - LH Rear	Auto; Complete Unit	1			EM-5078
			Trans - LH Rear	Auto; Insert	1			EM-2875
AURORA								
V6	V6 3.5L 214ci	2001-02	Trans - Center		1			EM-2895
			Trans - LH Rear		1			EM-2898
			Trans		1			EM-2897 #
V8	V8 4.0L 244ci	2001-03	Front		1	EM-2896		
			Trans - Center		1			EM-2895
			Trans - LH Front		1			EM-3020
			Trans - LH Rear		1			EM-2898
INTRIGUE								
V6	V6 3.5L 214ci	1999-02	Front	Hydraulic Mount	1	EM-3093		
			RH Rear		1	EM-2990		
			Torq Str - Front	Bracket to Radiator Support Complete Unit	1			EM-3088
			Torq Str - Front	Bracket to Radiator Support Insert	1			EM-4169

= Available in the Westar Gold Line

Engine, Transmission, And Torque Strut Mounts

CYL	ENG. SIZE	YEAR	LOCATION	DESCRIPTION	QTY	ENGINE	TORQUE STRUT	TRANSMISSION
OLDSMOBILE PASSENGER CAR (continued)								
INTRIGUE (continued)								
V6	V6 3.5L 214ci	1999-02	Torq Str - Front	Complete Unit	1		EM-2899	
			Torq Str - Front	Insert	2		EM-2716	
			Trans - LH		1			EM-2712
OLDSMOBILE SPORT UTILITY								
BRAVADA								
L6	L6 4.2L 256ci	2002-04	L & R Front		2	EM-3021		
			Trans		1		EM-3027	
V6	V6 4.3L 262ci	1996-01	L & R Front		2	EM-2802		
			Trans		1		EM-2839	
OLDSMOBILE VAN								
SILHOUETTE								
V6	V6 3.4L 207ci	1997-04	Front		1	EM-2796		
			Torq Str - Front	Bracket to Radiator Support Complete Unit	2		EM-2900	
			Torq Str - Front	Bracket to Radiator Support Insert	2		EM-4169	
			Torq Str - Front	Complete Unit; LH & RH Front	2		EM-2899	
			Torq Str - Front	Insert Only; LH & RH Front	2		EM-2716	
			Trans		1			EM-2818 #
PLYMOUTH PASSENGER CAR								
BREEZE								
L4	L4 2.0L 122ci	1998-00	Front		1	EM-2958		
			RH Front		1	EM-2841		
			Rear		1	EM-3089		
		1996-00	Trans	Auto	1		EM-2842	
			Trans	Manual	1		EM-2842	
	L4 2.4L 148ci	2000	Front		1	EM-2958		
			RH Front		1	EM-2841		
			Rear		1	EM-2945		
		1998-00	Trans	Auto	1		EM-2842	
			Trans	Manual	1		EM-2842	
NEON								
L4	L4 2.0L 1996cc	2000-01	LH Rear Upper	Auto	1	EM-2947		
			Rear		1	EM-2949#		
			Trans	Auto	1		EM-2975	
			Trans	Manual	1		EM-3050	
PLYMOUTH VAN								
GRAND VOYAGER								
V6	V6 3.0L 2972cc	1997-00	RH Front	Complete Unit	1	EM-2959		
			RH Front	Insert	1	EM-2844		
		1996-00	Trans - Center	Auto, Complete Unit	1		EM-2984	
			Trans - Center	Auto; Insert	1		EM-2845	
			Trans - LH Front	Auto, Complete Unit	1		EM-2960	
			Trans - LH Front	Auto; Insert	1		EM-2849	
			Trans - LH Rear	Auto, Complete Unit	1		EM-3017	
			Trans - LH Rear	Auto; Insert	1		EM-2849	
	V6 3.3L 201ci	1996-00	RH Front	Complete Unit	1	EM-2959		
			RH Front	Insert	1	EM-2844		
			Trans - Center	Auto, Complete Unit	1		EM-2984	
			Trans - Center	Auto; Insert	1		EM-2845	
			Trans - LH Front	Auto, Complete Unit	1		EM-2960	
			Trans - LH Front	Auto; Insert	1		EM-2849	
			Trans - LH Rear	Auto, Complete Unit	1		EM-3017	

= Available in the Westar Gold Line

Engine, Transmission, And Torque Strut Mounts

CYL	ENG. SIZE	YEAR	LOCATION	DESCRIPTION	QTY	ENGINE	TORQUE STRUT	TRANSMISSION
PLYMOUTH VAN (continued)								
GRAND VOYAGER (continued)								
V6	V6 3.3L 201ci	1996-00	Trans - LH Rear	Auto; Insert	1			EM-2849
VOYAGER								
L4	L4 2.4L 148ci	1996-00	RH Front	Complete Unit	1	EM-2959		
			RH Front	Insert	1	EM-2844		
			Trans - Center	Auto, Complete Unit	1			EM-2984
			Trans - Center	Auto; Insert	1			EM-2845
			Trans - LH Front	Auto, Complete Unit	1			EM-2960
			Trans - LH Front	Auto; Insert	1			EM-2849
			Trans - LH Rear	Auto, Complete Unit	1			EM-3017
			Trans - LH Rear	Auto; Insert	1			EM-2849
V6	V6 3.0L 181ci	1997-00	RH Front	Complete Unit	1	EM-2959		
			RH Front	Insert	1	EM-2844		
	V6 3.3L 201ci	1996-00	RH Front	Complete Unit	1	EM-2959		
			RH Front	Insert	1	EM-2844		
			Trans - Center	Auto, Complete Unit	1			EM-2984
			Trans - Center	Auto; Insert	1			EM-2845
			Trans - LH Front	Auto, Complete Unit	1			EM-2960
			Trans - LH Front	Auto; Insert	1			EM-2849
			Trans - LH Rear	Auto, Complete Unit	1			EM-3017
			Trans - LH Rear	Auto; Insert	1			EM-2849
PONTIAC PASSENGER CAR								
BONNEVILLE								
V6	V6 3.8L 231ci	2000-05	RH Front		1	EM-2896		
			Trans - Center		1			EM-2895
			Trans - LH Front		1			EM-2897 #
			Trans - LH Rear		1			EM-2898
FIREBIRD								
V6	V6 3.8L 231ci	1995-02	LH Front		1	EM-2436		
			RH Front		1	EM-2878		
			Trans	Auto	1			EM-2880
			Trans	Manual	1			EM-2880
V8	V8 5.7L 350ci	1998-02	L & R Front		2	EM-3064		
			Trans	Manual	1			EM-3125
FIREFLY								
L4	L4 1.3L 79ci	1994-00	Front		1	EM-5608		
			Rear		1	EM-8277		
G3								
L4	L4 1.6L 98ci	2009-10	Torq Str - Front		1		EM-3114	
G3 Wave								
L4	L4 1.6L 98ci	2009	Torq Str - Rear		1		EM-3114	
G5								
L4	L4 2.2L 134ci	2007-08	RH Front	Auto	1	EM-3109		
			RH Front	Manual	1	EM-3108		
		2007-09	Trans - Center		1			EM-4158
			Trans - Center	Manual	1			EM-3081
	L4 2.4L 145ci	2007-08	RH Front	Auto	1	EM-3109		
			RH Front	Manual	1	EM-3108		
		Trans - Center		1			EM-4158	
		Trans - Center	Manual	1			EM-3081	
G6								
L4	L4 2.4L 145ci	2010	RH Front		1	EM-3117		
		2009	RH Front		1	EM-3118		
		2006-08	RH Front		1	EM-3117		

= Available in the Westar Gold Line

Engine, Transmission, And Torque Strut Mounts

CYL	ENG. SIZE	YEAR	LOCATION	DESCRIPTION	QTY	ENGINE	TORQUE STRUT	TRANSMISSION	
PONTIAC PASSENGER CAR (continued)									
G6 (continued)									
L4	L4 2.4L 145ci	2009-10	Trans - Center	Auto; 4 Spd	1			EM-4047	
			Trans - Center	Auto; 6 Spd	1		EM-4134		
		2008	Trans - Center	Auto; 4 Spd	1		EM-4047		
			Trans - Center	Auto; 6 Spd	1		EM-4134		
		2009-10	Trans - Front	Auto; 4 Spd; Complete Unit	1		EM-4027		
			Trans - Front	Auto; 4 Spd; Insert	1		EM-4206		
			Trans - Front	Auto; 6 Spd	1		EM-4046		
		2008	Trans - Front	Auto; 4 Spd; Complete Unit	1		EM-4027		
			Trans - Front	Auto; 4 Spd; Insert	1		EM-4206		
			Trans - Front	Auto; 6 Spd	1		EM-4046		
		2009-10	Trans - Rear	Auto; 4 Spd; Complete Unit	1		EM-5862		
			Trans - Rear	Auto; 4 Spd; Insert	1		EM-4206		
			Trans - Rear	Auto; 6 Spd	1		EM-4045		
		2008	Trans - Rear	Auto; 4 Spd; 1st Design Stamped Part	1		EM-3094		
			Trans - Rear	Auto; 4 Spd; 2nd Design; Cast Part	1		EM-5862		
Trans - Rear	Auto; 4 Spd; Insert		1		EM-4206				
			Trans - Rear	Auto; 6 Spd	1		EM-4045		
V6	V6 3.5L 213ci	2010	RH Front	Hydraulic Mount	1	EM-3097			
		2007-09	RH Front	Convertible	1	EM-3116			
			RH Front	Hydraulic Mount; Coupe & Sedan	1	EM-3097			
		2005-06	Right	Hydraulic Mount; Auto	1	EM-3097			
		2010	Trans - Center		1		EM-3096		
		2007-09	Trans - Center	Convertible	1		EM-4047		
			Trans - Center	Coupe & Sedan	1		EM-3096		
		2005-06	Trans - Center		1		EM-3096		
		2010	Trans - Front	Complete Unit	1		EM-4027		
			Trans - Front	Insert	1		EM-4206		
		2007-09	Trans - Front	Complete Unit	1		EM-4027		
			Trans - Front	Insert	1		EM-4206		
		2005-07	Trans - Front	Mexico; Mexican Vehicle Complete Unit	1		EM-5659		
			Trans - Front	Mexico; Mexican Vehicle; Insert Only	1		EM-4206		
		2005-06	Trans - Front	Complete Unit	1		EM-5659		
			Trans - Front	Insert	1		EM-4206		
		2010	Trans - Rear	Complete Unit	1		EM-5862		
			Trans - Rear	Insert	1		EM-4206		
		2007-09	Trans - Rear	Complete Unit; Coupe & Sedan	1		EM-5862		
			Trans - Rear	Insert; Convertible	1		EM-4206		
			Trans - Rear	Insert; Coupe & Sedan	1		EM-4206		
		2005-07	Trans - Rear	Mexico; Mexican Vehicle Complete Unit	1		EM-3094		
			Trans - Rear	Mexico; Mexican Vehicle; Insert Only	1		EM-4206		
		2005-06	Trans - Rear	Complete Unit	1		EM-3094		
			Trans - Rear	Insert	1		EM-4206		
		V6 3.6L 217ci	2007-09	RH Front	Hydraulic Mount	1	EM-3097		
				Trans - Center		1		EM-3135	
Trans - Front	Complete Unit			1		EM-4061			
Trans - Front	Insert			1		EM-4206			
Trans - Rear	Complete Unit			1		EM-4062			
		Trans - Rear	Insert	1		EM-4206			
V6 3.9L 237ci	2008-09	Front	Auto; Convertible	1	EM-3116				
		Front	Hydraulic Mount; Sedan; Coupe	1	EM-3097				
	2006-07	Front	Auto; Convertible	1	EM-3116				

Engine, Transmission, And Torque Strut Mounts

CYL	ENG. SIZE	YEAR	LOCATION	DESCRIPTION	QTY	ENGINE	TORQUE STRUT	TRANSMISSION
PONTIAC PASSENGER CAR (continued)								
G6 (continued)								
V6	V6 3.9L 237ci	2006-07	Front	Auto; Hydraulic Mount; Sedan Coupe	1	EM-3097		
			Front	Manual; Hydraulic Mount	1	EM-3097		
	2006-09	Trans - Center		1			EM-3112	
		Trans - Front		1			EM-4195	
		Trans - Rear		1			EM-4194	
G8								
V6	V6 3.6L 217ci	2008-09	Trans		1			EM-4323
V8	V8 6.0L 364ci	2008-09	Trans		1			EM-4323
	V8 6.2L 376ci	2009	Trans		1			EM-4323
GRAND AM								
L4	L4 2.2L 134ci	2002-05	Right		1	EM-3129		
			Trans - Center		1		EM-2874	
			Trans - LH Front	Complete Unit	1		EM-3070	
			Trans - LH Front	Insert Only	1		EM-5422	
			Trans - LH Rear	Complete Unit	1		EM-5078	
	L4 2.4L 146ci	1999-01	Front		1	EM-2933		
			Trans - Center		1		EM-2874	
			Trans - LH Front	Complete Unit	1		EM-5079	
			Trans - LH Rear	Complete Unit	1		EM-5078	
			Trans - LH Rear	Insert	1		EM-2875	
V6	V6 3.4L 207ci	1999-05	Front		1	EM-2933		
			Trans - Center		1		EM-2874	
			Trans - Front	Complete Unit	1		EM-5079	
			Trans - Rear	Complete Unit	1		EM-5078	
			Trans - Rear	Insert	1		EM-2875	
GRAND PRIX								
V6	V6 3.1L 189ci	1994-03	RH Front		1	EM-2796		
		1995-03	Torq Str - Front	Auto, Complete Unit; LH & RH Front	2		EM-2866#	
			Torq Str - Front	Bracket to Radiator Support Complete Unit	2		EM-2901	
			Torq Str - Front	Bracket to Radiator Support Insert	2		EM-4169	
			Torq Str - Front	Insert; LH & RH Front; Auto	2		EM-2716	
	1994-03	Trans	Auto	1		EM-2712		
	V6 3.8L 231ci	1997-03	Front		1	EM-2796		
			2004-08	RH Front		1	EM-2987#	
		Torq Str - Front		Bracket to Radiator Support Complete Unit	2		EM-3088	
		Torq Str - Front		Bracket to Radiator Support Insert	2		EM-4169	
		Torq Str - Front		Complete Unit; LH & RH Front	2		EM-2866#	
		Torq Str - Front		Insert; LH & RH Front	2		EM-2716	
		1997-03		Torq Str - Front	Bracket to Radiator Support Complete Unit	2		EM-2901
				Torq Str - Front	Bracket to Radiator Support Insert	2		EM-4169
				Torq Str - Front	Complete Unit; LH & RH Front	2		EM-2866#
2007-08		Torq Str - Front	Insert; LH & RH Front	2		EM-2716		
2007-08	Trans		1		EM-2818 #			
1997-06	Trans		1		EM-2712			
V8	V8 5.3L 325ci	2005-08	Front	Hydraulic Mount	1	EM-3093		
			Rear		1	EM-2990		
			Torq Str - Front	Bracket to Radiator Support Complete Unit	1		EM-3088	

= Available in the Westar Gold Line

Engine, Transmission, And Torque Strut Mounts

CYL	ENG. SIZE	YEAR	LOCATION	DESCRIPTION	QTY	ENGINE	TORQUE STRUT	TRANSMISSION			
PONTIAC PASSENGER CAR (continued)											
GRAND PRIX (continued)											
V8	V8 5.3L 325ci	2005-08	Torq Str - Front	Bracket to Radiator Support Insert	1		EM-4169				
			Torq Str - Front	Complete Unit	2		EM-3090				
			Torq Str - Front	Insert Only; LH & RH Front	2		EM-2716				
			Trans		1			EM-5661			
GTO											
V8	V8 5.7L 350ci	2004	L & R Front		2	EM-2993					
			Trans	Auto	1			EM-5182			
	V8 6.0L 364ci	2005-06	L & R Front		2	EM-2993					
			Trans		1			EM-5182			
SOLSTICE											
L4	L4 2.0L 122ci	2007-09	LH Front		1	EM-3160					
			RH Front	Re-use Old Heat Shield	1	EM-3160					
			Trans	Adapter	1			EM-4126			
			Trans	Complete Unit	1			EM-3161			
	L4 2.4L 145ci	2007-09	LH Front		1	EM-3160					
			RH Front	Re-use Old Heat Shield	1	EM-3160					
			Trans	Adapter	1			EM-4126			
			Trans	Complete Unit	1			EM-3161			
			SUNFIRE								
			L4	L4 2.2L 134ci	2002-05	RH Front	DOHC	1	EM-3128		
1995-02	RH Front	OHV; Complete Unit				1	EM-5026				
	RH Front	OHV; Insert				1	EM-2803				
1995-05	Torq Str - Front				1			EM-2798			
	Trans - LH Front	Manual; Insert			1				EM-2923		
	Trans - LH Rear	Manual; Insert			1				EM-2924		
	Trans	Auto			1				EM-2820		
L4 2.4L 146ci	1996-02	RH Front		Insert	1	EM-2803					
		Torq Str - Front			1			EM-2798			
		Trans - LH Front		Manual; Insert	1				EM-2923		
		Trans - LH Rear		Manual; Insert	1				EM-2924		
		Trans		Auto	1				EM-2820		
		VIBE									
		L4		L4 1.8L 1794cc	2007	Front		1	EM-9158		
2003-06	Front					1	EM-9158				
2007	RH Front		Auto		1	EM-9164					
	2003-06		RH Front		Auto; AWD	1	EM-9525				
2007	RH Front		Auto; FWD		1	EM-9164					
	Rear		Auto		1	EM-9155					
2003-06	Rear		Manual		1	EM-9157					
	Rear		Auto, AWD		1	EM-9418					
2003-07	Rear		Auto; FWD		1	EM-9155					
	Rear		Manual; FWD		1	EM-9157					
	Trans		Exc. GT; Auto		1			EM-9163			
L4 1.8L 1795cc	2003-06		Trans		Exc. GT; Manual	1			EM-9163		
			Front		GT	1	EM-9158				
			RH Front		GT	1	EM-9412				
			Rear	GT	1	EM-9157					
			Trans	GT; Manual	1			EM-9163			
			L4 1.8L 1798cc	2009-10	Front		1	EM-9391			
					RH Front		1	EM-9449			
Rear					1	EM-9400					
Trans	Auto				1			EM-9390			
L4 2.4L 2362cc	2009-10		Front		1	EM-9419					
			RH Front	AWD	1	EM-9447					
			Rear	AWD	1	EM-9436					

Engine, Transmission, And Torque Strut Mounts

CYL	ENG. SIZE	YEAR	LOCATION	DESCRIPTION	QTY	ENGINE	TORQUE STRUT	TRANSMISSION	
PONTIAC PASSENGER CAR (continued)									
VIBE (continued)									
L4	L4 2.4L 2362cc	2009-10	Rear	FWD	1	EM-9491			
			Trans	Auto	1			EM-9462	
WAVE									
L4	L4 1.6L 98ci	2005-07	Front	Hydraulic Mount	1	EM-3113			
			Torq Str - Front		1		EM-3114		
			Trans		1			EM-3113	
PONTIAC SPORT UTILITY									
AZTEK									
V6	V6 3.4L 207ci	2001-05	RH Front	AWD	1	EM-2987#			
			RH Front	FWD	1	EM-2987#			
			Torq Str - Front	Bracket to Radiator Support Complete Unit	1		EM-2900		
			Torq Str - Front	Bracket to Radiator Support Insert	2		EM-4169		
			Torq Str - Front	Complete Unit; LH & RH Front	2		EM-2899		
			Torq Str - Front	Insert; LH & RH Front	2		EM-2716		
			Trans		1			EM-2818 #	
TORRENT									
V6	V6 3.4L 207ci	2006-09	RH Front		1	EM-3110			
			2007-09	Trans - LH Front		1		EM-3082	
		2006	Trans - LH Front		1		EM-3082		
			2007-09	Trans - LH Rear		1		EM-3069	
		2006	Trans - LH Rear		1		EM-3069		
			Trans - Upper		1		EM-5475		
	V6 3.6L 217ci	2008-09	Trans - Center		1		EM-3154		
			Trans - Front		1		EM-4079		
			Trans - Rear		1		EM-4078		
PONTIAC VAN									
MONTANA									
V6	V6 3.4L 207ci	1999-05	Front		1	EM-2796			
			Torq Str - Front	Bracket to Radiator Support Complete Unit	1		EM-2900		
			Torq Str - Front	Bracket to Radiator Support Insert	2		EM-4169		
			Torq Str - Front	Complete Unit; LH & RH Front	2		EM-2899		
			Torq Str - Front	Insert; LH & RH Front	2		EM-2716		
			Trans		1			EM-2818 #	
	V6 3.5L 213ci	2005-06	Front	AWD	1	EM-2987#			
			LH Front	FWD	1	EM-2987#			
			LH Front	Mexico; FWD	1	EM-2987#			
			Torq Str - Front	LH & RH Front	2		EM-2899		
			Trans	Auto	1			EM-2818 #	
	V6 3.9L 3880cc	2006	Front		1	EM-2987#			
			Torq Str - Front		1		EM-2899		
			Torq Str - Rear		1		EM-2899		
			Trans	Auto	1			EM-2818 #	
	PORSCHE								
	PANAMERA								
V6	V6 3.0L 2997cc	2014-16	Torq Str - Rear		1		EM-7031		
	V6 3.6L 3605cc	2014-16	LH Front		1	EM-7328			
			RH Front		1	EM-7329			
		2011-16	Torq Str - Rear		1		EM-7031		
V8	V8 4.8L 4806cc	2011-16	Torq Str - Rear		1		EM-7031		

= Available in the Westar Gold Line

Engine, Transmission, And Torque Strut Mounts

CYL	ENG. SIZE	YEAR	LOCATION	DESCRIPTION	QTY	ENGINE	TORQUE STRUT	TRANSMISSION
PORSCHE SUV								
CAYENNE								
V8	V8 4.5L 4511cc	2003-06	Torq Str - Rear		1		EM-7031	
	V8 4.8L 4806cc	2008-10	Torq Str - Rear		1		EM-7031	
MACAN								
L4	L4 2.0L	2019-20	Trans		1			EM-7276
V6		2015-18	LH Front		1	EM-7428		
			RH Front		1	EM-7429		
	V6 3.0L 2997cc	2015-20	Trans		1			EM-7276
	V6 3.6L 3605cc	2015-18	Trans		1			EM-7276
RAM TRUCK								
1500 CLASSIC								
V6	V6 3.6L 220ci	2019-20	Right	RWD	1	EM-4397		
1500 PICKUP								
V6	V6 3.0L 182ci	2014-18	Trans	Auto	1			EM-4292
	V6 3.6L 220ci	2013-20	Right	RWD	1	EM-4397		
		2013-18	Trans	Auto	1			EM-4292
	V6 3.7L 226ci	2011-12	LH Front		1	EM-4275		
			RH Front		1	EM-4276		
		2011-13	Trans	Auto	1			EM-4292
V8	V8 4.7L 287ci	2011-13	RH Front	4WD	1	EM-4326		
			Trans	Auto	1		EM-4292	
	V8 5.7L 345ci	2011-18	LH Front	RWD	1	EM-4310		
			RH Front	4WD	1	EM-4326		
			RH Front	RWD	1	EM-4311		
2011-12	Trans	Auto	1			EM-4292		
2500 PICKUP								
L6	L6 6.7L 408ci Diesel	2013-18	LH Front	4WD	1	EM-4271		
			2010-12	LH Front		1	EM-4090	
		2013-18	RH Front	4WD	1	EM-4272		
			2010-12	RH Front		1	EM-4091	
			Trans	Auto	1			EM-4060
			Trans	Manual	1			EM-4060
V8	V8 5.7L 345ci	2010-15	LH Front	4WD	1	EM-4359		
			2010-12	Trans	Auto	1		EM-4060
		2010-12	Trans	Manual	1			EM-4060
3500 PICKUP								
L6	L6 6.7L 408ci Diesel	2013-18	LH Front	4WD	1	EM-4271		
			RH Front	4WD	1	EM-4272		
		2011-12	Trans	Auto	1			EM-4060
			Trans	Manual	1			EM-4060
		V8	V8 5.7L 345ci	2011-15	LH Front	4WD	1	EM-4359
2011-12	Trans	Auto	1			EM-4060		
	Trans	Manual	1			EM-4060		
RAM VAN								
C/V (CARGO VAN)								
V6	V6 3.6L 220ci	2012-15	Front	Complete Unit	1	EM-4050		
			Front	Insert	1	EM-4186		
			Rear		1	EM-4132		
			Right		1	EM-4012		
			Trans		1			EM-4077
PROMASTER 1500								
L4	V6 3.6L 220ci	2014-21	Trans	Auto	1			EM-4407

Engine, Transmission, And Torque Strut Mounts

CYL	ENG. SIZE	YEAR	LOCATION	DESCRIPTION	QTY	ENGINE	TORQUE STRUT	TRANSMISSION
RAM VAN (continued)								
PROMASTER 2500								
L4	V6 3.6L 220ci	2014-21	Trans	Auto	1			EM-4407
PROMASTER 3500								
L4	V6 3.6L 220ci	2014-21	Trans	Auto	1			EM-4407
PROMASTER 1500								
V6	V6 3.6L 220ci	2014-21	RH Front		1	EM-4405		
PROMASTER 2500								
V6	V6 3.6L 220ci	2014-21	RH Front		1	EM-4405		
PROMASTER 3500								
V6	V6 3.6L 220ci	2014-21	RH Front		1	EM-4405		
RAM MEDIUM/HEAVY DUTY TRUCK								
4000								
L6	L6 6.7L 408ci Diesel	2011-13	LH Front		1	EM-4090		
4500								
L6	L6 6.7L 408ci Diesel	2011-13	LH Front		1	EM-4090		
5500								
L6	L6 6.7L 408ci Diesel	2011-13	LH Front		1	EM-4090		
4000								
L6	L6 6.7L 408ci Diesel	2011-13	RH Front		1	EM-4091		
4500								
L6	L6 6.7L 408ci Diesel	2011-13	RH Front		1	EM-4091		
5500								
L6	L6 6.7L 408ci Diesel	2011-13	RH Front		1	EM-4091		
4000								
L6	L6 6.7L 408ci Diesel	2011-12	Trans	Manual	1			EM-4060
4500								
L6	L6 6.7L 408ci Diesel	2011-12	Trans	Auto	1			EM-4060
			Trans	Manual	1			EM-4060
5500								
L6	L6 6.7L 408ci Diesel	2011-12	Trans	Auto	1			EM-4060
			Trans	Manual	1			EM-4060
4000								
V8	V8 5.7L 345ci	2011-12	Trans	Manual	1			EM-4060
RENAULT PASSENGER CAR								
CLIO (MEXICAN VEHICLE)								
L4	L4 1.6L 1598cc	2003-10	Torq Str - Lower	Auto	1		EM-9000	
			Torq Str - Lower	Manual	1		EM-9000	
	2002-08	Trans	Auto	1			EM-90031	
		Trans	Manual	1			EM-90001	
L4	L4 2.0L 1998cc	2003-06	Torq Str - Lower	Manual	1		EM-9000	
SANDERO (MEXICO)								
L4	L4 1.6L 1597cc	2010-15	Torq Str - Lower		1		EM-8694	
STEPWAY (MEXICO)								
L4	L4 1.6L 1597cc	2010-15	Torq Str - Lower		1		EM-8694	

Engine, Transmission, And Torque Strut Mounts

CYL	ENG. SIZE	YEAR	LOCATION	DESCRIPTION	QTY	ENGINE	TORQUE STRUT	TRANSMISSION
RENAULT SPORT UTILITY								
KOLEOS (MEXICO)								
L4	L4 2.5L 2488cc	2009-14	Right		1	EM-5953		
			Torq Str - Left		1		EM-9003	
RENAULT VAN								
KANGOO (MEXICO)								
L4	L4 2.0L 1998cc	2008	Torq Str - Lower	Manual	1		EM-9000	
			Trans		1			EM-90001
SAAB PASSENGER CAR								
9-3								
L4	L4 2.0L 1985cc	1999-03	RH Front	Auto	1	EM-5617		
			RH Front	Manual	1	EM-5492		
			Rear	Auto	1	EM-9291		
		1999-02	Trans	Auto	1			EM-5372
			Trans	Manual	1			EM-5947
	L4 2.3L 2290cc	1999-02	RH Front	Manual	1	EM-5492		
			Trans	Manual	1			EM-5947
9-5								
L4	L4 2.3L 2290cc	1999-01	LH Front		1	EM-5436		
		2000-09	Torq Str - Front	Auto	1		EM-9292	
V6	V6 2.8L 2792cc	2010-11	Trans - Rear	AWD	1			EM-4261
	V6 3.0L 2961cc	1999-01	LH Front		1	EM-5436		
		2000-03	Torq Str - Front		1		EM-9292	
SAAB SUV								
9-7X								
L6	L6 4.2L 256ci	2005-09	L & R Front		2	EM-3021		
			Trans		1			EM-3027
V8	V8 5.3L 325ci	2005-09	LH Front		1	EM-5694		
			RH Front		1	EM-5693		
			Trans		1			EM-4119
SATURN PASSENGER CAR								
ASTRA								
L4	L4 1.8L 110ci	2008-09	Rear		1	EM-4247		
			Right		1	EM-4122		
			Trans - Center	Auto	1			EM-4284
AURA								
L4	L4 2.4L 145ci	2007-08	Front		1	EM-3117		
		2009	RH Front		1	EM-3118		
			Trans - Center	Auto; 4 Spd	1			EM-4047
			Trans - Center	Auto; 6 Spd	1			EM-4134
		2008	Trans - Center		1			EM-4134
		2009	Trans - Front	Auto; 4 Spd; Complete Unit	1			EM-4027
			Trans - Front	Auto; 4 Spd; Insert	1			EM-4206
			Trans - Front	Auto; 6 Spd	1			EM-4046
		2008	Trans - Front	Auto; 4 Spd; Complete Unit	1			EM-4027
			Trans - Front	Auto; 4 Spd; Insert	1			EM-4206
		2007	Trans - Front	Insert	1			EM-4206
		2009	Trans - Rear	Auto; 4 Spd; Complete Unit	1			EM-5862
			Trans - Rear	Auto; 4 Spd; Insert	1			EM-4206
			Trans - Rear	Auto; 6 Spd	1			EM-4045
		2008	Trans - Rear	Auto; 4 Spd; 1st Design Stamped Part	1			EM-3094
			Trans - Rear	Auto; 4 Spd; 2nd Design; Cast Part	1			EM-5862
			Trans - Rear	Auto; 4 Spd; Insert	1			EM-4206

Engine, Transmission, And Torque Strut Mounts

CYL	ENG. SIZE	YEAR	LOCATION	DESCRIPTION	QTY	ENGINE	TORQUE STRUT	TRANSMISSION
SATURN PASSENGER CAR (continued)								
AURA (continued)								
L4	L4 2.4L 145ci	2007	Trans - Rear	Complete Unit	1			EM-3094
			Trans - Rear	Insert	1			EM-4206
V6	V6 3.5L 213ci	2007-08	Front	Hydraulic Mount	1	EM-3097		
		2008	Trans - Center		1			EM-3096
			Trans - Front	Complete Unit	1			EM-4027
			Trans - Front	Insert	1			EM-4206
			2007	Trans - Front	Complete Unit	1		
		2007	Trans - Front	Insert	1			EM-4206
		2008	Trans - Rear	Insert	1			EM-4206
		2007	Trans - Rear	Complete Unit	1			EM-3094
	2007	Trans - Rear	Insert	1			EM-4206	
	V6 3.6L 217ci	2007-09	Front	Hydraulic Mount	1	EM-3097		
			Trans - Center		1			EM-3135
			Trans - Front	Complete Unit	1			EM-4061
Trans - Front			Insert	1			EM-4206	
Trans - Rear			Complete Unit	1			EM-4062	
Trans - Rear			Insert	1			EM-4206	
ION								
L4	L4 2.0L 122ci	2004-07	Front	Red Line	1	EM-3108		
		2005-07	Trans - Front	Red Line	1			EM-3092
			Trans - Rear	Red Line	1			EM-3092
	L4 2.2L 134ci	2005-07	Front	Auto; 4 Spd	1	EM-3109		
			Front	Manual	1	EM-3108		
			2003-04	Front	Auto; 5 Spd	1	EM-3108	
		Front		CVT Trans.	1	EM-3108		
		Front		Manual	1	EM-3108		
		2005-07	Trans - Center		1			EM-4158
			Trans - Center	Manual	1			EM-3081
		2003-04	Trans - Center	Auto	1			EM-5645
		2005-07	Trans - Front	Bushing Only; Auto	1			EM-3086
		2003-04	Trans - Front	Bushing Only; Auto	1			EM-3041
	Trans - LH Front		Auto	1			EM-3042	
	2003-04	Trans - LH Front	Manual	1			EM-3043	
L4 2.4L 145ci	2006-07	Front	Auto; 4 Spd	1	EM-3109			
		Front	Manual	1	EM-3108			
		Trans - Center		1			EM-4158	
L100								
L4	L4 2.2L 134ci	2001-02	RH Front	Auto	1	EM-3022		
			RH Front	Manual	1	EM-3091		
			Rear	Auto	1	EM-3031		
			Trans	Auto	1			EM-3032
L200								
L4	L4 2.2L 134ci	2001-03	RH Front	Auto	1	EM-3022		
			RH Front	Manual	1	EM-3091		
			Rear	Auto	1	EM-3031		
			Trans	Auto	1			EM-3032
L300								
L4	L4 2.2L 134ci	2004	LH Front		1	EM-3033		
			RH Front		1	EM-3023		
			Rear		1	EM-3031		
			Trans	Auto	1			EM-3032
V6	V6 3.0L 181ci	2001-05	LH Front		1	EM-3033		
			RH Front		1	EM-3023		
			Rear		1	EM-3031		
			Trans	Auto	1			EM-3032

Engine, Transmission, And Torque Strut Mounts

CYL	ENG. SIZE	YEAR	LOCATION	DESCRIPTION	QTY	ENGINE	TORQUE STRUT	TRANSMISSION
SATURN PASSENGER CAR (continued)								
LS								
L4	L4 2.2L 134ci	2000	RH Front	Auto	1	EM-3022		
			RH Front	Manual	1	EM-3091		
			Rear	Auto	1	EM-3031		
			Trans	Auto	1			EM-3032
LS1								
L4	L4 2.2L 134ci	2000	RH Front	Auto	1	EM-3022		
			RH Front	Manual	1	EM-3091		
			Rear	Auto	1	EM-3031		
			Trans	Auto	1			EM-3032
LS2								
V6	V6 3.0L 181ci	2000	LH Front		1	EM-3033		
			RH Front		1	EM-3023		
			Rear	Auto	1	EM-3031		
			Trans	Auto	1			EM-3032
LW1								
L4	L4 2.2L 134ci	2000	RH Front		1	EM-3022		
			Rear		1	EM-3031		
			Trans	Auto	1			EM-3032
LW2								
V6	V6 3.0L 181ci	2000	LH Front		1	EM-3033		
			RH Front		1	EM-3023		
			Rear		1	EM-3031		
			Trans	Auto	1			EM-3032
LW200								
L4	L4 2.2L 134ci	2001-03	RH Front	Auto	1	EM-3022		
			RH Front	Manual	1	EM-3091		
			Rear	Auto	1	EM-3031		
			Trans	Auto	1			EM-3032
LW300								
V6	V6 3.0L 181ci	2001-03	LH Front		1	EM-3033		
			RH Front		1	EM-3023		
			Rear		1	EM-3031		
			Trans	Auto	1			EM-3032
SKY								
L4	L4 2.0L 122ci	2007-10	LH Front		1	EM-3160		
			RH Front	Re-use Old Heat Shield	1	EM-3160		
			Trans	Adapter	1			EM-4126
			Trans	Complete Unit	1			EM-3161
	L4 2.4L 145ci	2007-10	LH Front		1	EM-3160		
			RH Front	Re-use Old Heat Shield	1	EM-3160		
			Trans	Adapter	1			EM-4126
			Trans	Complete Unit	1			EM-3161
SC1								
L4	L4 1.9L 116ci	1993-02	RH Front		1	EM-2827		
			Torq Str - Front		1		EM-2825	
			Torq Str - Rear		1		EM-2825	
			Trans	Auto	1			EM-2826
			Trans	Manual	1			EM-2826
SC2								
L4	L4 1.9L 116ci	1993-02	RH Front		1	EM-2827		
			Torq Str - Front		1		EM-2825	
			Torq Str - Rear		1		EM-2825	
			Trans	Auto	1			EM-2826
			Trans	Manual	1			EM-2826

Engine, Transmission, And Torque Strut Mounts

CYL	ENG. SIZE	YEAR	LOCATION	DESCRIPTION	QTY	ENGINE	TORQUE STRUT	TRANSMISSION
SATURN PASSENGER CAR (continued)								
SL								
L4	L4 1.9L 116ci	1992-02	RH Front		1	EM-2827		
			Torq Str - Front		1		EM-2825	
			Torq Str - Rear		1		EM-2825	
			Trans	Auto	1			EM-2826
			Trans	Manual	1			EM-2826
SL1								
L4	L4 1.9L 116ci	1992-02	RH Front		1	EM-2827		
			Torq Str - Front		1		EM-2825	
			Torq Str - Rear		1		EM-2825	
			Trans	Auto	1			EM-2826
			Trans	Manual	1			EM-2826
SL2								
L4	L4 1.9L 116ci	1992-02	RH Front		1	EM-2827		
			Torq Str - Front		1		EM-2825	
			Torq Str - Rear		1		EM-2825	
			Trans	Auto	1			EM-2826
			Trans	Manual	1			EM-2826
SW2								
L4	L4 1.9L 116ci	1993-01	RH Front		1	EM-2827		
			Torq Str - Front		1		EM-2825	
			Trans		1			EM-2826
SATURN SUV								
OUTLOOK								
V6	V6 3.6L 217ci	2009-10	Front		1	EM-4037		
			2007-08	Front		1	EM-3192	
		2009-10	Rear		1	EM-4035		
			2007-08	Rear		1	EM-3192	
		2009-10	Torq Str - Right		1		EM-3141	
		2007-08	Torq Str - Right	Bracket Only	1		EM-3143	
			Torq Str - Right	Strut	1		EM-3133	
		2009-10	Trans		1			EM-4036
		2007-08	Trans		1			EM-4253
VUE								
L4	L4 2.2L 134ci	2002-07	RH Front	Auto	1	EM-3109		
			RH Front	Manual	1	EM-3108		
	L4 2.4L 145ci	2008-10	Trans - Rear		1		EM-4304	
			Trans - Upper		1		EM-4064	
V6	V6 3.0L 181ci	2002-03	RH Front		1	EM-3110		
			Trans - LH Rear		1		EM-3040	
	V6 3.5L 213ci	2008-09	Trans - Front		1		EM-4175	
			2004-07	Trans - Rear		1		EM-4313
	V6 3.6L 217ci	2008-10	Front		1	EM-4155		
			Trans - Front		1		EM-4175	
Trans - Rear		1		EM-4063				
SATURN VAN								
RELAY								
V6	V6 3.5L 213ci	2005-06	Front	AWD	1	EM-2987#		
			Front	FWD	1	EM-2987#		
			Torq Str - Front	Bracket to Radiator Support Complete Unit	2		EM-2900	
			Torq Str - Front	Bracket to Radiator Support Insert	2		EM-4169	
			Torq Str - Front	Complete Unit; LH & RH Front	2		EM-2899	
			Torq Str - Front	Insert Only; LH & RH Front	2		EM-2716	

= Available in the Westar Gold Line

Engine, Transmission, And Torque Strut Mounts

CYL	ENG. SIZE	YEAR	LOCATION	DESCRIPTION	QTY	ENGINE	TORQUE STRUT	TRANSMISSION
SATURN VAN (continued)								
RELAY (continued)								
V6	V6 3.5L 213ci	2005-06	Trans		1			EM-2818 #
	V6 3.9L 237ci	2006-07	RH Front		1	EM-2987#		
			Torq Str - Front	Bracket to Radiator Support Complete Unit	2		EM-2900	
			Torq Str - Front	Bracket to Radiator Support Insert	2		EM-4169	
			Torq Str - Front	Complete Unit; LH & RH Front	2		EM-2899	
			Torq Str - Front	Insert Only; LH & RH Front	2		EM-2716	
	Trans		1			EM-2818 #		
SCION PASSENGER CAR								
FR-S								
H4	H4 2.0L 1998cc	2013-16	LH Front		1	EM-7254		
			RH Front		1	EM-7255		
IA								
L4	L4 1.5L 1496cc	2016	Torq Str - Rear L		1		EM-7449	
			Trans	Manual	1			EM-7298
TC								
L4	L4 2.4L 2362cc	2005-10	Front		1	EM-9158		
			Rear	Auto	1	EM-5986		
			Rear	Manual	1	EM-5988		
			Right		1	EM-5916		
			Trans		1			EM-5989
	L4 2.5L 2494cc	2011-16	Front	Auto	1	EM-9497		
			Rear	Auto	1	EM-7201		
			Right		1	EM-7307		
XA								
L4	L4 1.5L 1497cc	2004-06	RH Front		1	EM-9015		
			Rear		1	EM-8968		
			Trans	Auto	1			EM-9284
			Trans	Manual	1			EM-8888
XD								
L4	L4 1.8L 1798cc	2008-14	Rear	Auto	1	EM-7310		
			Torq Str - Rear L	Auto	1		EM-5944	
			Torq Str - Rear L	Manual	1		EM-9612	
			Torq Str - Upper	Auto	1		EM-7042	
			Trans	Auto	1			EM-7015
SCION VAN								
XB								
L4	L4 1.5L 1497cc	2004-06	RH Front		1	EM-9015		
			Rear		1	EM-8968		
			Trans	Auto	1			EM-9284
			Trans	Manual	1			EM-8888
	L4 2.4L 2362cc	2008-15	Front		1	EM-9497		
			Rear	Auto	1	EM-7048		
			Right		1	EM-5973		
			Trans		1			EM-7040
			Trans	Manual	1			EM-7045

= Available in the Westar Gold Line

Engine, Transmission, And Torque Strut Mounts

CYL	ENG. SIZE	YEAR	LOCATION	DESCRIPTION	QTY	ENGINE	TORQUE STRUT	TRANSMISSION
SEAT PASSENGER CAR								
ALTEA (MEXICO)								
L4	L4 2.0L 1984cc	2005-06	Front Lower	Mexican Vehicle	1	EM-9260		
			Front Upper	Mexican Vehicle	1	EM-9263		
			RH Front	Hydraulic Mount; Mexican Vehicle	1	EM-9092		
			Rear	Mexican Vehicle	1	EM-9283		
			Trans	Auto; Hydraulic Mount; Mexican Vehicle	1			EM-9262
CORDOBA (MEXICO)								
L4	L4 1.6L 1595cc	2001-02	Front	Auto	1	EM-8224		
			Front	Manual; Bracket Only	1	EM-5612		
			Front	Manual; Complete Unit	1	EM-8224		
			RH Front		1	EM-8222		
			Trans	Mexican Vehicle	1			EM-8287
IBIZA (MEXICO)								
L4	L4 1.6L 1595cc	2001-02	Front	Auto	1	EM-8224		
			Front	Manual; Bracket Only	1	EM-5612		
			Front	Manual; Complete Unit	1	EM-8224		
			RH Front		1	EM-8222		
			Trans	Mexican Vehicle	1			EM-8287
	L4 1.8L 1781cc	2005-08	RH Front	Hydraulic Mount; Mexican Vehicle	1	EM-9092		
			Rear	Mexican Vehicle	1	EM-9208		
			Trans	Hydraulic Mount; Mexican Vehicle	1			EM-9101
LEON (MEXICO)								
L4	L4 1.8L 1781cc	2001-06	RH Front	Hydraulic Mount; Mexican Vehicle	1	EM-9092		
			Rear	Mexican Vehicle	1	EM-9208		
			Trans	Hydraulic Mount; Mexican Vehicle	1			EM-9101
	L4 2.0L 1984cc	2007-08	Front Lower	Mexican Vehicle	1	EM-9260		
			Front Upper	Mexican Vehicle	1	EM-9263		
			RH Front	Hydraulic Mount; Mexican Vehicle	1	EM-9092		
			Rear	Mexican Vehicle	1	EM-9283		
			Trans	Manual; Hydraulic Mount Mexican Vehicle	1			EM-9245
TOLEDO (MEXICO)								
L4	L4 1.8L 1781cc	2002-05	RH Front	Hydraulic Mount; Mexican Vehicle	1	EM-9092		
			Rear	Mexican Vehicle	1	EM-9208		
			Trans	Hydraulic Mount; Mexican Vehicle	1			EM-9101
SMART								
FORTWO								
L3	L3 0.8L 799cc	2005-07	Right	Canada	1	EM-7141		
			Trans	Canada; Manual	1			EM-7142
	L3 1.0L	2008-12	Side		1	EM-7424		
		2008-15	Torq Str - Front L		1		EM-7425	
		2009-12	Trans		1			EM-7426

Engine, Transmission, And Torque Strut Mounts

CYL	ENG. SIZE	YEAR	LOCATION	DESCRIPTION	QTY	ENGINE	TORQUE STRUT	TRANSMISSION
SRT								
VIPER								
V10	V10 8.4L 515cid	2013-14	Trans		1			EM-5587
STERLING MEDIUM/HEAVY DUTY TRUCK								
BULLET 45								
L6	L6 6.7L 408ci Diesel	2008-10	Left		1	EM-4090		
BULLET 55								
L6	L6 6.7L 408ci Diesel	2008-10	Left		1	EM-4090		
BULLET 45								
L6	L6 6.7L 408ci Diesel	2008-10	Right		1	EM-4091		
BULLET 55								
L6	L6 6.7L 408ci Diesel	2008-10	Right		1	EM-4091		
BULLET 45								
L6	L6 6.7L 408ci Diesel	2008-10	Trans	Auto	1			EM-4060
			Trans	Manual	1			EM-4060
BULLET 55								
L6	L6 6.7L 408ci Diesel	2008-10	Trans	Auto	1			EM-4060
			Trans	Manual	1			EM-4060
SUBARU PASSENGER CAR								
BRZ								
H4	H4 2.0L 1998cc	2013-17	LH Front		1	EM-7254		
			RH Front		1	EM-7255		
IMPREZA								
H4	H4 2.0L 1994cc	2002-05	L & R Front		2	EM-9023		
			Trans	Auto	1			EM-9074
			Trans	Manual	1			EM-5515
	H4 2.0L 1995cc	2012-13	LH Front	US & Canada; Auto; CVT	1	EM-5959		
				US & Canada; Auto; CVT	1	EM-5960		
			2012-15	Trans	1			EM-5945
				Trans	Manual; US & Canada	1		
	H4 2.2L 2212cc	1996-01	L & R Front		2	EM-9023		
			Trans	Auto	1			EM-9074
		2000-01	Trans	Manual; AWD	1			EM-5515
	H4 2.5L 2458cc	2008-11	L & R Front	Non Turbo	2	EM-9024		
			L & R Front	AWD	2	EM-9024		
		1998-01	L & R Front	AWD	2	EM-9023		
		2008-11	Trans	Manual; 5 Spd	1			EM-5515
Trans			Auto	1			EM-9074	
2002-07		Trans	Manual; 5 Spd	1			EM-5515	
		Trans	Auto	1			EM-9074	
1998-01	Trans	Auto	1			EM-9074		
		Trans	Manual	1			EM-5515	
LEGACY								
	H6 3.6L 3630cc	2010-14	CenterLower		1	EM-7247		
		2015-17	L & R Front		2	EM-7267		
		2010-14	L & R Front		2	EM-7248		
H4	H4 2.5L 2458cc	2010-12	FrontCenter	Turbo	1	EM-7253		
			L & R Front	Turbo	2	EM-7248		
		2000-04	L & R Front	Auto	2	EM-9024		
		2005-09	LH Front	Non Turbo	1	EM-5971		
			LH Front	Turbo	1	EM-5971		
		2000-04	LH Front	Manual	1	EM-7256		
		2005-09	RH Front	Non Turbo	1	EM-5983		
			RH Front	Turbo	1	EM-5983		
		2000-04	RH Front	Manual	1	EM-7257		

Engine, Transmission, And Torque Strut Mounts

CYL	ENG. SIZE	YEAR	LOCATION	DESCRIPTION	QTY	ENGINE	TORQUE STRUT	TRANSMISSION		
SUBARU PASSENGER CAR (continued)										
LEGACY (continued)										
H4	H4 2.5L 2458cc	2006-09	Torq Str - Rear		1		EM-9559			
		2000-05	Torq Str - Rear		1		EM-9559			
		2010-12	Trans	Manual		1			EM-5515	
		2007-09	Trans	Auto w/o Turbo		1				EM-9074
			Trans	Manual; w/o Turbo		1				EM-5515
			Trans	Turbo, Auto		1				EM-9560
			Trans	Turbo, Manual		1				EM-9566
		2005-06	Trans	Auto w/o Turbo		1				EM-9074
			Trans	Manual; 5 Spd		1				EM-5515
			Trans	Turbo, Auto		1				EM-9560
		2000-04	Trans	Auto		1				EM-9074
	Trans		Manual; 5 Spd		1				EM-5515	
	H4 2.5L 2498cc	2013-16	L & R Front		2	EM-7284				
		2017-19	Trans	Auto (CVT)		1			EM-7246	
2013-16		Trans	Auto & CVT		1			EM-7246		
H6	H6 3.6L 3630cc	2010-14	Trans		1			EM-7246		
WRX										
H4	H4 2.0L 1998cc	2015-16	LH Front		1	EM-7254				
			RH Front		1	EM-7255				
XV CROSSTREK										
H4	H4 2.0L 1995cc	2013	LH Front	Auto; CVT	1	EM-5959				
			RH Front	Auto; CVT	1	EM-5960				
		2013-14	Trans			1			EM-5945	
			Trans	Manual		1			EM-5515	
SUBARU SPORT UTILITY										
BAJA										
H4	H4 2.5L 2458cc	2004-06	L & R Front	Auto, w/ Turbo	2	EM-9023				
			L & R Front	Auto, w/o Turbo	2	EM-9024				
		2003	L & R Front	Auto		2	EM-9024			
		2004-06	LH Front	Manual		1	EM-7256			
		2003	LH Front	Manual		1	EM-7256			
		2004-06	RH Front	Manual		1	EM-7257			
		2003	RH Front	Manual		1	EM-7257			
		2003-06	Torq Str - Front			1		EM-9559		
			Trans			1			EM-9552	
		Trans	Manual		1		EM-5515			
CROSSTREK										
H4	H4 2.0L 1995cc	2016-17	Trans		1			EM-5945		
FORESTER										
H4	H4 2.0L 1998cc	2014-16	LH Front		1	EM-7254				
			RH Front		1	EM-7255				
	H4 2.5L 2458cc	2009-10	L & R Front	Non Turbo		2	EM-9024			
		2003-08	L & R Front			2	EM-9024			
		1998-02	L & R Front			2	EM-9023			
		2009-10	Left	Turbo		1	EM-5971			
			Right	Turbo		1	EM-5983			
		2002-08	Torq Str - Front			1		EM-5187		
		1998-01	Torq Str - Front	Complete Unit		1		EM-5191		
			Torq Str - Front	Insert Only; Small Bushing		1		EM-5603		
		2011-13	Trans	Turbo; Auto; AWD		1			EM-9074	
		2005-10	Trans	Auto; AWD		1			EM-9074	
			Trans	Manual		1			EM-5515	
		2004	Trans	Auto; AWD		1			EM-9074	
			Trans	Manual; w/o Turbo		1			EM-5515	
			Trans	Turbo, Manual		1			EM-5515	

Engine, Transmission, And Torque Strut Mounts

CYL	ENG. SIZE	YEAR	LOCATION	DESCRIPTION	QTY	ENGINE	TORQUE STRUT	TRANSMISSION
SUBARU SPORT UTILITY (continued)								
FORESTER (continued)								
H4	H4 2.5L 2458cc	2003	Trans	Auto; AWD	1			EM-9074
			Trans	Manual; w/o Turbo	1			EM-5515
		1998-02	Trans	Auto; AWD	1			EM-9074
			Trans	Manual	1			EM-5515
	H4 2.5L 2498cc	2011-12	L & R Front	Non-Turbo; Non Turbo	2	EM-9024		
			2013	LH Front	Non-Turbo; Auto; Exc. Turbo	1	EM-5959	
			RH Front	Non-Turbo; Auto; Exc. Turbo	1	EM-5960		
		2014-15	Trans	CVT Trans.	1			EM-5945
			Trans	Manual	1			EM-5515
		2011-13	Trans	Non-Turbo; Auto; AWD	1			EM-9074
Trans	Non-Turbo; Manual		1			EM-5515		
TRIBECA								
H6	H6 3.0L 3000cc	2006-07	Left		1	EM-7137		
			RH Front		1	EM-7136		
			Torq Str - Rear		1		EM-9559	
			Trans		1			EM-9560
	H6 3.6L 3630cc	2008-14	Left		1	EM-7137		
			Right		1	EM-7136		
		2009-14	Torq Str - Rear		1		EM-9559	
		2008-14	Trans		1			EM-9560
OUTBACK								
H4	H4 2.5L	2001-04	Torq Str - Front	Insert Only; Small (50mm) Bushing	1		EM-5603	
	H4 2.5L 2458cc	2000-04	L & R Front	Auto	2	EM-9024		
			LH Front	Manual	1	EM-7256		
			RH Front	Manual	1	EM-7257		
		2005-09	Trans	Auto w/o Turbo	1			EM-9074
			Trans	Manual; w/o Turbo	1			EM-5515
			Trans	Turbo, Auto	1			EM-9560
			Trans	Turbo, Manual	1			EM-9566
		2000-04	Trans	Auto	1			EM-9074
	Trans		Manual	1			EM-5515	
	H4 2.5L 2498cc	2013-16	L & R Front		2	EM-7284		
		2016-19	Trans	Auto (CVT)	1			EM-7246
		2015	Trans	Auto & CVT	1			EM-7246
		2013-14	Trans		1			EM-5945
H6	H6 3.0L 3000cc	2005-09	Left		1	EM-7137		
			Right		1	EM-7136		
			Torq Str - Rear		1		EM-9559	
			Trans	Auto	1			EM-9560
	H6 3.6L 3630cc	2010-14	Center Lower		1	EM-7247		
		2015-17	L & R Front		2	EM-7267		
		2010-14	L & R Front		2	EM-7248		
		Trans		1			EM-7246	
SUZUKI PASSENGER CAR								
AERIO								
L4	L4 2.0L 2000cc	2002-03	Front	FWD	1	EM-5873		
			Front	Manual	1	EM-9022		
			RH Front		1	EM-9156		
			Rear	FWD	1	EM-9159		
			Trans	Auto	1			EM-9177
	L4 2.3L 2290cc	2004-07	Front	FWD	1	EM-5873		
			RH Front	Auto	1	EM-9156		
			RH Front	Manual	1	EM-5359		
			Rear	FWD	1	EM-9159		
			2004-06	Trans	Auto	1		

Engine, Transmission, And Torque Strut Mounts

CYL	ENG. SIZE	YEAR	LOCATION	DESCRIPTION	QTY	ENGINE	TORQUE STRUT	TRANSMISSION
SUZUKI PASSENGER CAR (continued)								
AERIO (continued)								
L4	L4 2.3L 2290cc	2004-06	Trans	Manual	1			EM-9177
ESTEEM								
L4	L4 1.6L 1590cc	1995-00	Front		1	EM-9022		
			RH Front		1	EM-9242		
			Rear	Auto	1	EM-8805		
			Rear	Manual	1	EM-8804		
			Trans	Auto	1			EM-8890
	L4 1.8L 1790cc	1999-02	Front		1	EM-9022		
			RH Front		1	EM-5358		
			Rear		1	EM-8804		
			Trans		1			EM-8890
			Trans	Manual	1			EM-8890
FORENZA								
L4	L4 2.0L 1998cc	2004-08	Right		1	EM-5931		
			Torg Str - Lower		1		EM-5933	
			Torg Str - Right		1		EM-5932	
			Trans		1			EM-5868
RENO								
L4	L4 2.0L 1998cc	2005-08	Right		1	EM-5931		
			Torg Str - Lower		1		EM-5933	
			Torg Str - Right		1		EM-5932	
			Trans		1			EM-5868
SX4								
L4	L4 2.0L 1997cc	2010-13	Front		1	EM-5951		
			Rear	AWD	1	EM-7029		
		2007-09	Rear	AWD; AWD	1	EM-7029		
SWIFT								
L4	L4 1.3L 1298cc	1995-01	Front		1	EM-8517		
			Rear	Manual	1	EM-8277		
		1989-01	Torg Str - Rear	Auto	1		EM-8658	
		1995-01	Trans	Auto	1			EM-8314
			Trans	Manual	1			EM-8314
SUZUKI SPORT UTILITY								
GRAND VITARA								
L4	L4 2.4L 2393cc	2009-11	Trans	Auto	1			EM-9613
			Trans	Manual	1			EM-9613
V6	V6 2.5L 2500cc	1999-05	L & R Front		2	EM-9240		
		1999-02	Trans		1			EM-8825
	V6 2.7L 2737cc	2006-08	L & R Front		2	EM-7311		
		2001	L & R Front		2	EM-9240		
		2006-08	Trans	Auto	1			EM-9613
			Trans	Manual	1			EM-9613
		2001	Trans		1			EM-8825
	V6 3.2L 3195cc	2009-10	Trans	Auto	1			EM-9613
VITARA								
L4	L4 1.6L 1590cc	1999-01	L & R Front		2	EM-9240		
		1999-02	Trans	Auto	1			EM-9241
	L4 2.0L 2000cc	1999-03	L & R Front		2	EM-9240		
		1999-02	Trans	Auto	1			EM-9241
V6	V6 2.5L 2500cc	2004	L & R Front		2	EM-9240		

Engine, Transmission, And Torque Strut Mounts

CYL	ENG. SIZE	YEAR	LOCATION	DESCRIPTION	QTY	ENGINE	TORQUE STRUT	TRANSMISSION	
SUZUKI SPORT UTILITY (continued)									
XL-7									
V6	V6 2.7L 2737cc	2002-06	L & R Front		2	EM-9240			
TOYOTA PASSENGER CAR									
86									
H4	H4 2.0L 1998cc	2017	LH Front		1	EM-7254			
			RH Front		1	EM-7255			
AVALON									
L4	L4 2.5L 2494cc	2013-17	Front	Hybrid	1	EM-7299			
		2019-22	Right	Hybrid	1	EM-7453			
		2013-17	Right	Hybrid	1	EM-7053			
			Torq Str - Front	Hybrid	1		EM-7266		
V6	V6 3.0L 2995cc	2004	Front	Hydraulic Mount	1	EM-5384			
		2000-03	Front	Hydraulic Mount	1	EM-5384			
		2004	Rear	Complete Unit	1	EM-7410			
		2000-03	Rear	Complete Unit	1	EM-7410			
			Rear	Insert	1	EM-9421			
		2004	Torq Str - Front		1		EM-9388		
		2000-03	Torq Str - Front		1		EM-9388		
		2004	Trans		1			EM-8644	
		2000-03	Trans		1			EM-8644	
		V6 3.5L 3456cc	2013-18	Front		1	EM-7097		
	2008-12		Front		1	EM-7097			
	2005-07		Front		1	EM-5949			
	2008-12		RH Front		1	EM-9238			
	2005-07		RH Front		1	EM-9238			
	2008-13		Torq Str - Front		1		EM-5834		
	2005-07		Torq Str - Rear		1		EM-9535		
	2008-17	Trans		1			EM-9236		
2005-07	Trans		1			EM-9165			
CAMRY									
L4	L4 2.2L 2164cc	1997-01	Front	All; Made in Japan	1	EM-8795			
			Front	Auto, Made in USA	1	EM-8795			
			Front	Manual, Made in USA	1	EM-8361			
			Rear	Auto	1	EM-8796			
			Rear	Manual	1	EM-8414			
			Torq Str - Right	Auto	1		EM-8698		
		Torq Str - Right	Manual	1		EM-8200			
		1992-01	Trans	Auto	1			EM-8979	
			Trans	Manual	1			EM-8529	
			L4 2.4L 2362cc	2007-09	Front	Gas	1	EM-5742	
	2007-09			Front	Hybrid	1	EM-5742		
	2002-06	Front		1	EM-9211				
		RH Front		1	EM-5141				
	2010-11	Right	Hybrid	1	EM-9237				
	2007-09	Right	Gas	1	EM-9237				
		Right	Hybrid	1	EM-9237				
	2010-11	Torq Str - Front	Gas	1		EM-5750			
		Torq Str - Front	Hybrid	1		EM-5750			
	2007-09	Torq Str - Front		1		EM-5750			
	2002-06	Torq Str - Front		1		EM-9148			
2007-09	Torq Str - Rear		1		EM-9210				
2002-06	Torq Str - Rear		1		EM-9492				
2007-09	Trans	Gas	1			EM-5757			
	Trans	Gas; Gas Engine	1			EM-9236			
2004-06	Trans	Auto, Made in USA	1			EM-9165			
	Trans	Manual, Made in Japan	1			EM-5757			
	Trans	Manual, Made in USA	1			EM-9165			

Engine, Transmission, And Torque Strut Mounts

CYL	ENG. SIZE	YEAR	LOCATION	DESCRIPTION	QTY	ENGINE	TORQUE STRUT	TRANSMISSION	
TOYOTA PASSENGER CAR (continued)									
CAMRY (continued)									
L4	L4 2.4L 2362cc	2002-03	Trans	Auto	1			EM-9165	
			Trans	Manual, Made in Japan	1			EM-5757	
			Trans	Manual, Made in USA	1			EM-5554	
	L4 2.5L 2494cc	2012-17	Front	Hybrid	1	EM-7299			
			Front	Gas	1	EM-7016			
			2010-11	Front	Gas	1	EM-5742		
			2019-21	Right	Hybrid	1	EM-7453		
			2012-17	Right	Hybrid	1	EM-7053		
				Right	Gas	1	EM-7053		
			2010-11	Right	Gas	1	EM-9237		
			2012-17	Torq Str - Front	Hybrid	1		EM-7266	
			2010-17	Torq Str - Front	Gas	1		EM-9588	
			2012-17	Trans	Gas Engine	1			EM-7054
			2010-11	Trans	Auto	1			EM-9236
Trans	Manual	1				EM-9236			
V6	V6 3.0L 2959cc	1997-01	Trans	Auto	1			EM-8644	
			Trans	Manual	1			EM-8529	
	V6 3.0L 2995cc	2004-06	Front	Made in Japan	1	EM-5991			
			1999-01	Front	Auto	1	EM-8967		
			2004-06	RH Front		1	EM-9239		
			2002-03	RH Front		1	EM-9239		
			1999-01	Rear	Auto; Insert Only	1	EM-8699		
				Rear	Manual	1	EM-8398		
			1997-01	Torq Str - Front	Auto	1		EM-8697	
				Torq Str - Front	Manual	1		EM-7287	
			2002-03	Torq Str - Front		1		EM-9197	
			2002-06	Trans	Auto, Made in USA	1			EM-9165
	V6 3.0L 3000cc	2004-06	Torq Str - Front		1		EM-9197		
	V6 3.3L 3300cc	2006	LH Front	Made in Japan	1	EM-5842			
			LH Front	Made in Japan	1	EM-5842			
			RH Front		1	EM-9212			
			RH Front		1	EM-9212			
			Torq Str - Front		1		EM-9197		
			Trans	Auto	1			EM-9165	
	V6 3.5L 3456cc	2012-17	Front		1	EM-7097			
			LH Front		1	EM-7097			
			RH Front		1	EM-9238			
			Torq Str - Front		1		EM-5834		
			Trans		1			EM-9236	
CELICA									
L4	L4 1.8L 1794cc	2000-05	Front	GT	1	EM-9484			
			Rear	GT	1	EM-9574			
			Right	GT	1	EM-9525			
			Trans		1			EM-9541	
	L4 1.8L 1795cc	2000-05	Front	Auto	1	EM-9484			
			RH Front	Auto	1	EM-9525			
			RH Front	Manual	1	EM-5759			
			Rear	GTS	1	EM-9574			
			Trans		1			EM-9541	
COROLLA									
L4	L4 1.8L 1794cc	2005-08	Front		1	EM-9158			
		2003-04	Front		1	EM-9158			
		1998-02	Front	Auto	1	EM-8870			
			Front	Manual	1	EM-8177			
		2005-08	RH Front	Auto	1	EM-9164			
			RH Front	Manual, 5 Spd	1	EM-9164			
		2003-04	RH Front		1	EM-9164			

Engine, Transmission, And Torque Strut Mounts

CYL	ENG. SIZE	YEAR	LOCATION	DESCRIPTION	QTY	ENGINE	TORQUE STRUT	TRANSMISSION
TOYOTA PASSENGER CAR (continued)								
COROLLA (continued)								
L4	L4 1.8L 1794cc	1998-02	RH Front		1	EM-8850		
		2005-08	Rear	Auto	1	EM-9155		
			Rear	Manual	1	EM-9157		
		2003-04	Rear	Auto	1	EM-9155		
			Rear	Manual	1	EM-9157		
		1998-02	Rear	Auto	1	EM-8851		
			Trans - BUSHING		1			EM-8872
		2003-08	Trans	Auto	1			EM-9163
			Trans	Manual	1			EM-9163
		1998-02	Trans	Bracket Damper	1			EM-8873
	Trans		Auto, 3 Spd	1			EM-9474	
	L4 1.8L 1795cc	2005-06	RH Front		1	EM-9412		
			Trans	XRS; Manual	1			EM-9163
	L4 1.8L 1798cc	2018-19	Front	CVT Trans.	1	EM-7237		
			Front	Manual	1	EM-7237		
		2014-17	Front	Auto	1	EM-7384		
			Front	CVT Trans.	1	EM-7237		
		2009-13	Front	Manual	1	EM-7237		
			Front	Auto, Made in USA	1	EM-9391		
			Front	Manual	1	EM-9391		
			RH Front		1	EM-9449		
		2018-19	Rear		1	EM-9400		
		2014-17	Rear		1	EM-9400		
		2009-13	Rear		1	EM-9400		
		2018-19	Right		1	EM-9449		
		2014-17	Right		1	EM-9449		
		2014-19	Trans	CVT Trans.	1			EM-7378
		2009-13	Trans	Auto; Made in Japan	1			EM-5898
			Trans	Auto; Made in USA	1			EM-9390
	Trans	Manual, Made in USA	1			EM-9390		
	L4 2.4L 2362cc	2009-10	Front		1	EM-9419		
			RH Front		1	EM-9447		
			Rear		1	EM-9491		
2009		Torq Str - Left		1			EM-9210	
		Trans		1			EM-9236	
ECHO								
L4	L4 1.5L 1497cc	2000-05	RH Front		1	EM-9015		
			Rear		1	EM-8968		
			Trans	Auto	1			EM-8883
			Trans	Manual	1			EM-8888
MATRIX								
L4	L4 1.8L 1794cc	2007	Front		1	EM-9158		
		2003-06	Front		1	EM-9158		
			RH Front	AWD	1	EM-9525		
			RH Front	FWD	1	EM-9164		
			Rear	Auto; AWD	1	EM-9418		
			Rear	Auto; FWD	1	EM-9155		
			Rear	Manual; FWD	1	EM-9157		
		2003-08	Trans	Auto	1			EM-9163
	Trans		Manual	1			EM-9163	
	L4 1.8L 1795cc	2003-06	Front	XRS	1	EM-9158		
			RH Front	XRS	1	EM-9412		
			Rear	XRS	1	EM-9157		
		2005-06	Trans	XRS; Manual	1			EM-9163
		2003-04	Trans	XRS; Manual	1			EM-9163
	L4 1.8L 1798cc	2009-13	Front		1	EM-9391		

Engine, Transmission, And Torque Strut Mounts

CYL	ENG. SIZE	YEAR	LOCATION	DESCRIPTION	QTY	ENGINE	TORQUE STRUT	TRANSMISSION	
TOYOTA PASSENGER CAR (continued)									
MATRIX (continued)									
L4	L4 1.8L 1798cc	2009-13	RH Front		1	EM-9449			
			Rear		1	EM-9400			
			Trans	Auto	1			EM-9390	
			Trans	Manual	1			EM-9390	
	L4 2.4L 2362cc	2010-11	2009	Front		1	EM-9419		
			2010-11	Front		1	EM-9419		
			2010-11	RH Front		1	EM-9447		
			2009	RH Front		1	EM-9447		
			2010-11	Rear	AWD	1	EM-9436		
			2010-11	Rear	FWD	1	EM-9491		
2009	2009-10	Rear	FWD	1	EM-9491				
		Trans	Auto	1			EM-9462		
			Trans	Manual, AWD	1			EM-9462	
PRIUS									
L4	L4 1.5L 1497cc	2004-09	Right		1	EM-5897			
			2001-03	Right		1	EM-5832		
			2004-09	Torq Str - Front		1		EM-9454	
			2001-03	Torq Str - Front		1		EM-9455	
			2004-09	Trans		1			EM-5647
			2001-03	Trans	Made in USA	1			EM-9284
	L4 1.8L 1798cc	2010-15	Front		1	EM-9514			
			Rear		1	EM-7077			
			Right		1	EM-5970			
			Trans		1			EM-7059	
PRIUS C									
L4	L4 1.5L 1497cc	2012-13	Right		1	EM-7251			
			2012-17	Torq Str - Rear	ControlRod	1		EM-7250	
			2012-17	Torq Str - Rear	LateralRod	1		EM-7249	
			2012-15	Trans		1			EM-7252
PRIUS V									
L4	L4 1.8L 1798cc	2012-17	Front		1	EM-9514			
			Rear		1	EM-7077			
			Right		1	EM-5970			
			Trans		1			EM-7408	
SOLARA									
L4	L4 2.2L 2164cc	1999-01	Front	Auto, Made in USA	1	EM-8795			
			Front	Manual, Made in USA	1	EM-8361			
			Rear	Auto	1	EM-8796			
			Rear	Manual	1	EM-8414			
			Torq Str - Right	Auto	1		EM-8698		
			Trans	Auto	1			EM-8979	
			Trans	Manual	1			EM-8529	
			L4 2.4L 2362cc	2007-08	2004-06	Front		1	EM-9211
	2002-03	Front				1	EM-9572		
	2007-08	RH Front				1	EM-9237		
	2004-06	RH Front				1	EM-5141		
	2002-03	RH Front				1	EM-9475		
		Torq Str - Front				1		EM-9504	
	2007-08	Torq Str - Front				1		EM-9148	
	2004-06	Torq Str - Front				1		EM-9148	
	2007-08	Torq Str - Rear				1		EM-9210	
	2004-06	Torq Str - Rear				1		EM-9492	
	2002-03	Torq Str - Rear				1		EM-9492	
	2007-08	Trans				1			EM-5757
		Trans	Auto	1			EM-9165		

Engine, Transmission, And Torque Strut Mounts

CYL	ENG. SIZE	YEAR	LOCATION	DESCRIPTION	QTY	ENGINE	TORQUE STRUT	TRANSMISSION
TOYOTA PASSENGER CAR (continued)								
SOLARA (continued)								
L4	L4 2.4L 2362cc	2004-06	Trans	Auto	1			EM-9165
			Trans	Manual	1			EM-5757
		2002-03	Trans	Auto	1			EM-9576
			Trans	Manual	1			EM-5554
V6	V6 3.0L 2995cc	2002-03	Front		1	EM-8967		
		1999-01	Front		1	EM-8967		
		2002-03	Rear	Auto; Insert Only	1	EM-8699		
		1999-01	Rear	Auto; Insert Only	1	EM-8699		
			Rear	Manual	1	EM-8398		
		2000-03	Torq Str - Front	Auto; Convertible	1		EM-5758	
			Torq Str - Front	Auto; Coupe	1		EM-8697	
			Torq Str - Front	Manual; Coupe	1		EM-7287	
		1999-03	Trans	Auto	1			EM-8644
			Trans	Manual	1			EM-8529
	V6 3.3L 3300cc	2004-08	RH Front		1	EM-9212		
			Torq Str - Front		1		EM-9197	
Trans				1			EM-9165	
YARIS								
L4	L4 1.5L 1495cc	2016-18	RH Front	Mexico; Auto (CVT)	1	EM-5654		
			Rear	Mexico; Auto (CVT)	1	EM-7310		
	L4 1.5L 1496cc	2019-20	Torq Str - Rear L		1		EM-7449	
	L4 1.5L 1497cc	2015-18	RH Front	US & Canada; Auto	1	EM-5654		
			2012-14	RH Front	Auto	1	EM-5654	
			2007-11	RH Front	Auto	1	EM-5654	
				RH Front	Manual	1	EM-9279	
			2015-18	Rear	US & Canada; Auto	1	EM-7310	
		2012-14	Rear	Auto	1	EM-7310		
			2007-11	Rear	Auto	1	EM-7310	
		2007-17	Torq Str - Rear	Manual	1		EM-9246	
			Torq Str - Rear L	Auto	1		EM-9249	
		2015-17	Trans	Auto	1			EM-5930
			Trans	Manual	1			EM-5827
		2012-14	Trans	Auto	1			EM-7259
		2006-11	Trans	Auto	1			EM-5930
	Trans		Manual	1			EM-5827	
YARIS IA								
L4	L4 1.5L 1496cc	2017-18	Torq Str - Rear L		1		EM-7449	
TOYOTA SPORT UTILITY								
4RUNNER								
L4	L4 2.7L 2694cc	1996-00	L & R Front		2	EM-8164		
		2010	Trans	Auto	1			EM-9619
		1996-00	Trans	2WD	1			EM-8993
			Trans	4WD	1			EM-8990
V6	V6 3.4L 3378cc	1999-02	L & R Front		2	EM-9014		
		2002	Trans	Auto; 2WD	1			EM-8993
			Trans	Auto; 4WD	1			EM-8990
		1999-01	Trans	Auto; 2WD	1			EM-8993
			Trans	Auto; 4WD	1			EM-8990
			Trans	Manual; 2WD	1			EM-8993
	Trans	Manual; 4WD	1			EM-5908		
	V6 4.0L 3956cc	2003-13	L & R Front		2	EM-9599		
2003-12		Trans	4WD	1			EM-9494	
	Trans	RWD	1			EM-9425		
V8	V8 4.7L 4663cc	2003-09	L & R Front		2	EM-5649		
			Trans	4WD	1			EM-9511
			Trans	Auto; 2WD	1			EM-9499

Engine, Transmission, And Torque Strut Mounts

CYL	ENG. SIZE	YEAR	LOCATION	DESCRIPTION	QTY	ENGINE	TORQUE STRUT	TRANSMISSION
TOYOTA SPORT UTILITY (continued)								
FJ CRUISER								
V6	V6 4.0L 3956cc	2007-14	L & R Front		2	EM-9599		
		2008-11	Trans	Mexico; 4WD	1			EM-9494
		2007-12	Trans	4WD	1			EM-9494
			Trans	RWD; US & Canada	1			EM-9425
HIGHLANDER								
L4	L4 2.4L 2362cc	2001-07	Front		1	EM-9477		
			RH Front		1	EM-5141		
			Rear	Bushing	1	EM-9591		
		2004-07	Rear	Complete Kit	1	EM-5741		
			Torq Str - Front	AWD	1		EM-9233	
		Torq Str - Front	FWD	1		EM-9234		
		2001-03	Torq Str - Front	AWD	1		EM-9231	
	Torq Str - Front		FWD	1		EM-9235		
	2001-07	Trans	Auto	1			EM-9165	
	L4 2.7L 2672cc	2014-16	Front		1	EM-7273		
		2009-13	Front		1	EM-5900		
		2014-16	Rear		1	EM-9237		
		2009-13	Right		1	EM-9237		
			Torq Str - Right		1		EM-9610	
2009-16	Trans		1			EM-9236		
V6	V6 3.0L 2995cc	2001-03	Front		1	EM-7244		
			Rear	AWD	1	EM-5741		
			Rear	FWD	1	EM-5755		
			Right	AWD	1	EM-5766		
			Right	FWD	1	EM-9239		
			Torq Str - Front	AWD, RH Front	1		EM-9227	
			Torq Str - Front	FWD, RH Front	1		EM-5206	
			Trans		1			EM-9165
	V6 3.3L 3300cc	2008-10	Front	Hybrid	1	EM-7188		
		2006-07	Front	Hybrid	1	EM-7188		
		2008-10	Rear	Hybrid; AWD	1	EM-7039		
		2006-07	Rear	Hybrid; AWD	1	EM-7039		
		Rear	Hybrid; FWD	1	EM-5837			
		2004-07	Rear	Gas; AWD	1	EM-7039		
			Rear	Gas; FWD	1	EM-5837		
		2006-07	Right	Hybrid; FWD	1	EM-9212		
		2004-07	Right	Gas; FWD	1	EM-9212		
		2008-10	Torq Str - Front	Hybrid	1		EM-7041	
		2006-07	Torq Str - Right	AWD	1		EM-9232	
		Torq Str - Right	FWD	1		EM-9227		
		2004-05	Torq Str - Right	FWD	1		EM-9227	
		2008-10	Trans	Hybrid	1			EM-9165
	2004-07	Trans		1			EM-9165	
	V6 3.5L 3456cc	2011-16	Front	Hybrid	1	EM-7188		
		2011-13	Front	Gas	1	EM-7098		
		2008-10	Front		1	EM-7098		
		2011-16	Rear	Hybrid	1	EM-7185		
		2008-10	Rear	FWD; Japan Built	1	EM-7039		
		2014-16	Right	Gas	1	EM-9238		
		2011-16	Right	Hybrid	1	EM-9238		
		2011-13	Right	Gas	1	EM-7027		
		2008-10	Right		1	EM-7027		
		2011-13	Torq Str - Front	Gas	1		EM-7086	
2010		Torq Str - Front	Gas; Japan Built	1		EM-9538		
		Torq Str - Front	Gas; US Built	1		EM-7086		
2008-09		Torq Str - Front	Gas; Japan Built	1		EM-9538		
2011-15		Torq Str - Right	Hybrid	1		EM-7083		

Engine, Transmission, And Torque Strut Mounts

CYL	ENG. SIZE	YEAR	LOCATION	DESCRIPTION	QTY	ENGINE	TORQUE STRUT	TRANSMISSION
TOYOTA SPORT UTILITY (continued)								
HIGHLANDER (continued)								
V6	V6 3.5L 3456cc	2014-16	Trans	Gas; Gas Engine	1			EM-9236
		2011-18	Trans	Hybrid; Hybrid	1			EM-7189
		2011-13	Trans	Gas; Gas Engine	1			EM-9165
		2008-10	Trans		1			EM-9165
LAND CRUISER								
V8	V8 4.7L 4663cc	1998-07	L & R Front		2	EM-9050		
		1998-03	Trans		1			EM-8991
RAV4								
L4	L4 2.0L 1998cc	2004-05	Front	Auto	1	EM-9081		
		2001-03	Front	Auto	1	EM-9081		
			Front	Manual	1	EM-5464		
		1996-00	Front	Auto	1	EM-8847		
			Front	Manual	1	EM-8848		
		2001-03	RH Front		1	EM-9432		
		1996-00	RH Front		1	EM-8854		
		2001-03	Rear	Canada	1	EM-9393		
		1996-00	Rear		1	EM-8855		
		2001-03	Trans		1			EM-9420
		1998-00	Trans	Auto	1			EM-9026
	Trans		Manual	1			EM-9026	
	L4 2.4L 2362cc	2006-08	Front		1	EM-9497		
		2004-05	Front	Auto	1	EM-9081		
		2006-08	Rear	4WD	1	EM-9518		
			Rear	FWD	1	EM-9513		
		2004-05	Rear	AWD	1	EM-9393		
			Rear	FWD	1	EM-9502		
		2006-08	Right	4WD	1	EM-5940		
			Right	FWD	1	EM-5982		
		2004-05	Right		1	EM-7011		
		2006-08	Trans		1			EM-9549
		2004-05	Trans		1			EM-9420
	L4 2.5L 2488cc	2013	Front	Mexico; Gas Engine	1	EM-9498		
			Rear	Mexico; Gas Engine; FWD	1	EM-7232		
			Right	Mexico; Gas Engine	1	EM-7344		
	L4 2.5L 2494cc	2016-18	Front	Hybrid; Hybrid	1	EM-9497		
			Front	Gas; Gas Engine	1	EM-9498		
		2013	Front	US & Canada; Gas Engine	1	EM-9498		
		2010-12	Front	Mexico	1	EM-9498		
		2009-12	Front		1	EM-9498		
		2014-18	Rear	Gas; Gas Engine; AWD	1	EM-7233		
			Rear	Gas; Gas Engine; FWD	1	EM-7232		
		2013	Rear	US & Canada; Gas Engine AWD	1	EM-7233		
			Rear	US & Canada; Gas Engine FWD	1	EM-7232		
		2010-12	Rear	Mexico; FWD	1	EM-9513		
		2009-12	Rear	4WD	1	EM-9518		
			Rear	FWD	1	EM-9513		
		2014-18	Right	Gas; Gas Engine	1	EM-7344		
			2013	Right	US & Canada; Gas Engine	1	EM-7344	
		2010-12	Right	Mexico; FWD	1	EM-5979		
2009-12		Right	4WD	1	EM-5977			
		Right	FWD	1	EM-5979			
2016-18		Trans	Hybrid; AWD	1			EM-7353	
		Trans	Gas; AWD	1			EM-7353	
2013-15		Trans	Auto	1			EM-7200	
2009-12	Trans		1			EM-9549		

Engine, Transmission, And Torque Strut Mounts

CYL	ENG. SIZE	YEAR	LOCATION	DESCRIPTION	QTY	ENGINE	TORQUE STRUT	TRANSMISSION	
TOYOTA SPORT UTILITY (continued)									
RAV4 (continued)									
V6	V6 3.5L 3456cc	2006-12	Front		1	EM-9509			
			Rear	4WD	1	EM-7078			
			Rear	FWD	1	EM-7107			
			Right		1	EM-5964			
			Trans	Auto	1			EM-9550	
SEQUOIA									
V8	V8 4.6L 4608cc	2010-12	LH Front		1	EM-5902			
			RH Front		1	EM-5901			
			Trans	4WD; US & Canada	1			EM-9522	
	V8 4.7L 4663cc	2001-07 2008-11 2008-09 2005-07 2001-04		L & R Front		2	EM-5646		
				LH Front		1	EM-7197		
				RH Front		1	EM-7198		
				Trans	2WD	1			EM-9519
				Trans	4WD	1			EM-7108
				Trans	4WD	1			EM-5919
				Trans	2WD	1			EM-5808
	Trans	4WD	1			EM-5807			
	V8 5.7L 5663ci	2008-17 2011-17 2008-10		LH Front		1	EM-5902		
				RH Front		1	EM-5901		
				Trans	2WD	1			EM-7238
				Trans	4WD	1			EM-9522
Trans	4WD	1			EM-9522				
VENZA									
L4	L4 2.7L 2672cc	2009-16	Front		1	EM-5742			
			Rear	Bushing	1	EM-9591			
			Right		1	EM-9237			
			Trans		1			EM-9236	
L5	L4 2.7L 2672cc		Torq Str - Right		1		EM-9610		
V6	V6 3.5L 3456cc	2009-16	Front		1	EM-7097			
			RH Front	HydraulicMount	1	EM-9238			
			Rear	Bushing	1	EM-9590			
			Rear	CompleteKit	1	EM-7185			
			Torq Str - Right		1		EM-9593		
Trans		1			EM-9236				
TOYOTA TRUCK									
TACOMA									
L4	L4 2.4L 2438cc	1995-04	L & R Front		2	EM-8164			
		2004	Trans	RWD	1			EM-2410	
		1998-03	Trans	2WD, w/o Pre-Runner	1			EM-2410	
	L4 2.7L 2694cc	2005-15 1995-04 2010-15 2005-10 2005-09 1998-04		L & R Front		2	EM-7010		
				L & R Front		2	EM-8164		
				Trans	Auto; 4WD	1			EM-7079
				Trans	Auto; RWD; Exc. Pre-Runner	1			EM-9500
				Trans	Auto; RWD; Pre-Runner	1			EM-7446
				Trans	Manual; 4WD	1			EM-5910
				Trans	Manual; RWD	1			EM-9500
				Trans	Auto; RWD	1			EM-9500
				Trans	Manual; 4WD	1			EM-5910
				Trans	Manual; RWD	1			EM-9500
				Trans	Auto; 4WD	1			EM-7079
				Trans	Auto; RWD	1			EM-9500
				Trans	Manual; 4WD	1			EM-5910
				Trans	Manual; RWD	1			EM-9500
				Trans	2WD, w/ Pre-Runner	1			EM-8989
Trans	2WD, w/o Pre-Runner	1			EM-2410				
V6	V6 3.4L 3378cc	2000-04	L & R Front		2	EM-9014			

Engine, Transmission, And Torque Strut Mounts

CYL	ENG. SIZE	YEAR	LOCATION	DESCRIPTION	QTY	ENGINE	TORQUE STRUT	TRANSMISSION	
TOYOTA TRUCK (continued)									
TACOMA (continued)									
V6	V6 3.4L 3378cc	1998-04	Trans	2WD, w/ Pre-Runner	1			EM-8996	
			Trans	2WD, w/o Pre-Runner	1			EM-2410	
			Trans	4WD; Auto	1			EM-9515	
			Trans	Manual; 4WD	1			EM-9018	
	V6 3.5L 3456cc	2016-20	L & R Front		2	EM-7392			
			Trans	Auto; 4WD	1			EM-7442	
		2016-19	Trans	Auto; RWD	1			EM-7399	
	V6 4.0L 3956cc	2005-11	L & R Front		2	EM-9599			
			Trans	Mexico; Auto; 2WD	1			EM-9430	
		2006-12	Trans	Mexico; Manual; 2WD	1			EM-9429	
			Trans	4WD; US & Canada	1			EM-9494	
			Trans	Auto; 2WD	1			EM-9430	
	2005-12	Trans	Manual; 2WD	1			EM-9429		
TUNDRA									
V6	V6 3.4L 3378cc	2000-04	L & R Front		2	EM-9079			
			Trans	2WD	1			EM-8993	
			Trans	Manual; 4WD	1			EM-9018	
	V6 4.0L 3956cc	2005-06	L & R Front		2	EM-5754			
			LH Front		1	EM-7183			
		2007-14	RH Front		1	EM-7184			
			Trans		1			EM-9523	
	V6 4.0L 4000cc	2005-06	Trans		1			EM-9543	
			Trans	2WD	1			EM-8993	
	V8	V8 4.6L 4608cc	2010-12	LH Front		1	EM-5902		
RH Front					1	EM-5901			
Trans				4WD	1			EM-9522	
V8 4.7L 4663cc		2000-06	L & R Front		2	EM-5646			
			LH Front		1	EM-7197			
		2007-09	RH Front		1	EM-7198			
			Trans	2WD	1			EM-9519	
			Trans	4WD	1			EM-7108	
		2005-06	Trans	4WD	1			EM-5920	
		2000-04	Trans	2WD	1			EM-8993	
Trans			4WD	1			EM-5918		
V8 5.7L 5663ci		2007-17	LH Front		1	EM-5902			
			RH Front		1	EM-5901			
	2011-17	Trans	2WD	1			EM-7238		
		Trans	4WD	1			EM-9522		
	2007-10	Trans	4WD	1			EM-9522		
TOYOTA VAN									
HIACE (MEXICO)									
L4	L4 2.7L 2694cc	2006-18	L & R Front		2	EM-9003			
SIENNA									
L4	L4 2.7L 2672cc	2011-12	Front		1	EM-5900			
			Right		1	EM-9237			
		2011-13	Torq Str - Rear		1			EM-7245	
			Trans	HydraulicMount	1				EM-9236
V6	V6 3.0L 2995cc	1998-03	RH Front		1	EM-5356			
			Rear	Insert	1	EM-8699			
			Torq Str - Front		1			EM-9226	
			Trans		1				EM-8644
	V6 3.3L 3300cc	2004-06	Front		1	EM-5900			
			Rear	Bushing	1	EM-9591			
			Rear	CompleteKit	1	EM-5741			
			Right		1	EM-9212			

Engine, Transmission, And Torque Strut Mounts

CYL	ENG. SIZE	YEAR	LOCATION	DESCRIPTION	QTY	ENGINE	TORQUE STRUT	TRANSMISSION	
TOYOTA VAN (continued)									
SIENNA (continued)									
V6	V6 3.3L 3300cc	2004-06	Torq Str - Front	AWD	1		EM-5874		
			Torq Str - Front	FWD	1		EM-5835		
			Trans	Auto	1			EM-9165	
	V6 3.5L 3456cc	2011-17	2007-10	Front		1	EM-7097		
				Front		1	EM-5949		
				RH Front		1	EM-9238		
		2011-17	2007-10	Rear	Bushing	1	EM-9591		
				Rear	Bushing	1	EM-9591		
		2011-17	2007-10	Rear	CompleteKit	1	EM-5741		
				Right		1	EM-9238		
		2007-10	2011-14	Torq Str - Front		1		EM-9546	
				Torq Str - Rear	AWD	1		EM-9595	
		2011-14	2017-20	Torq Str - Rear	FWD	1		EM-9587	
				Torq Str - Rear	Mexico; FWD	1		EM-9587	
		2017-20	2015-16	Torq Str - Right	AWD	1		EM-7401	
				Torq Str - Right	FWD	1		EM-7236	
		2015-16	2011-16	Torq Str - Right	AWD	1		EM-7192	
				Torq Str - Right	FWD	1		EM-7236	
		2011-16	2007-10	Trans		1			EM-9236
				Trans	HydraulicMount	1			EM-9165
VOLKSWAGEN PASSENGER CAR									
BEETLE									
L4	L4 1.8L 1781cc	1999-05	RH Front		1	EM-9092			
			Rear		1	EM-9208			
		2003-05	1999-02	Trans		1		EM-9101	
				Trans	Auto	1		EM-7360	
		L4 1.8L 1798cc	2014-17	Rear		1	EM-7262		
	L4 1.9L 1896cc Diesel	1998-03	RH Front		1	EM-9092			
			Rear	Auto	1	EM-9208			
		1998-05	Trans	Manual	1		EM-9101		
	L4 2.0L 1984cc	2012-15	2006-09	Front	Gas	1	EM-9092		
				RH Front	Hydraulic Mount; Mexican Vehicle	1	EM-9092		
		1998-05	2014-15	RH Front		1	EM-9092		
				Rear	Diesel	1	EM-7262		
		2012-15	2006-09	Rear	Gas	1	EM-7262		
				Rear	Auto; Mexico Vehicle	1	EM-9208		
		1998-05	2006-09	Rear		1	EM-9208		
				Trans	Hydraulic Mount; Mexican Vehicle	1		EM-9101	
		2003-05	1998-02	Trans	Manual	1		EM-9101	
				Trans	Auto	1		EM-7360	
	1998-02		Trans	Manual	1		EM-9101		
L5	L5 2.5L 2480cc	2012-14	Rear		1	EM-7262			
			Right		1	EM-5899			
		2012-14	2006-11	Right		1	EM-5899		
				Right		1	EM-5899		
		2006-10		Trans	Auto	1		EM-7360	
				Trans	Manual	1		EM-9101	
BEETLE CABRIO (MEXICO)									
L5	L5 2.5L 2480cc	2010-11	Right		1	EM-5899			

Engine, Transmission, And Torque Strut Mounts

CYL	ENG. SIZE	YEAR	LOCATION	DESCRIPTION	QTY	ENGINE	TORQUE STRUT	TRANSMISSION	
VOLKSWAGEN PASSENGER CAR (continued)									
BORA (MEXICO)									
L4	L4 1.9L Diesel	2008	Front Lower		1	EM-9260			
			Front Upper		1	EM-9263			
			RH Front	Hydraulic Mount	1	EM-9092			
			Rear		1	EM-9283			
			Trans	Auto; Hydraulic Mount	1			EM-9262	
L5	L5 2.5L 2480cc	2006-08	Front Lower		1	EM-9260			
			Front Upper		1	EM-9263			
			LH Front		1	EM-9259			
			RH Front		1	EM-9257			
			Rear		1	EM-9283			
CC									
L4	L4 2.0L 1984cc	2013-15	Front		1	EM-9092			
			2009-12	Front		1	EM-9092		
		2013-15	Front Upper		1	EM-7270			
			LH Lower		1	EM-9401			
		2009-12	LH Lower		1	EM-9401			
			Lower Rear		1	EM-9260			
		2013-15	Rear		1	EM-7176			
			2009-12	Rear		1	EM-7176		
		2009-12	Trans	Manual		1			EM-5934
			Trans	w/Auto-manual		1			EM-5935
Trans	w/oAuto-manual			1			EM-7138		
V6	V6 3.6L 3597cc	2009-15	L & R Front		2	EM-9401			
			Rear		1	EM-7075			
			Right		1	EM-9405			
		2013-16	Trans	Auto		1			EM-7272
			Trans	Manual		1			EM-7272
		2009-12	Trans	Auto		1			EM-7272
CABRIO									
L4	L4 2.0L 1984cc	2000-02	Front	Mexican Vehicle	1	EM-8617			
			Front	US Vehicle	1	EM-8664			
			LH Rear		1	EM-8224			
			RH Front	Mexican Vehicle	1	EM-8616			
			RH Rear	Mexican Vehicle	1	EM-8589			
			RH Rear	US Vehicle	1	EM-8616			
			Trans	US & Canada	1			EM-8287	
			Trans	Mexican Vehicle	1			EM-8236	
Trans		1			EM-8287				
DERBY (MEXICO)									
L4	L4 1.8L 1781cc	1995-00	Front		1	EM-8617			
			2001-08	RH Front	Hydraulic Mount	1	EM-9092		
			1995-00	RH Front		1	EM-8616		
			2001-08	Rear		1	EM-9208		
			2002-03	Trans	Hydraulic Mount	1			EM-9101
			2001-08	Trans	Hydraulic Mount	1			EM-9101
			1995-00	Trans	Manual	1			EM-8236
EOS									
L4	L4 2.0L 1984cc	2013-14	Front		1	EM-9092			
			2007-12	Front		1	EM-9092		
		2013-14	Front Upper		1	EM-7270			
			LH Front		1	EM-9259			
		2007-12	LH Front		1	EM-9259			
			LH Front Upper		1	EM-9263			
			Lower Rear		1	EM-9260			
		2013-14	RH Front		1	EM-9257			
2007-12	RH Front		1	EM-9257					

Engine, Transmission, And Torque Strut Mounts

CYL	ENG. SIZE	YEAR	LOCATION	DESCRIPTION	QTY	ENGINE	TORQUE STRUT	TRANSMISSION
VOLKSWAGEN PASSENGER CAR (continued)								
EOS (continued)								
L4	L4 2.0L 1984cc	2013-14	Rear		1	EM-9283		
		2007-12	Rear		1	EM-9283		
V6	V6 3.2L 3189cc	2007-08	LH Front Upper		1	EM-9263		
			LowerRear		1	EM-9260		
			RH Front		1	EM-9257		
			Rear		1	EM-9283		
			Right		1	EM-9405		
GOLF								
L4	L4 1.4L 1395cc	2019	Right		1	EM-7275		
	L4 1.8L 1781cc	2000-06	RH Front		1	EM-9092		
			Rear		1	EM-9208		
			Trans	Auto	1		EM-7000	
			Trans	Manual	1		EM-9101	
	L4 1.8L 1798cc	2015-18	Right		1	EM-7332		
			Trans		1		EM-7261	
	L4 1.9L 1896cc Diesel	1999-06	RH Front		1	EM-9092		
			Rear		1	EM-9208		
			Trans	Auto	1		EM-7000	
			Trans	Manual	1		EM-9101	
	L4 2.0L 1968cc Diesel	2015	Right		1	EM-7275		
		2010-14	Trans	Manual	1		EM-7271	
	L4 2.0L 1984cc	2006	LH Front		1	EM-9259		
			LH Front Upper		1	EM-9263		
			LowerRear		1	EM-9260		
		2007	RH Front	Mexican Vehicle; Hydraulic Mount	1	EM-9092		
		2006	RH Front		1	EM-9092		
		1999-05	RH Front		1	EM-9092		
		2006	Rear	Auto	1	EM-9208		
1999-05		Rear		1	EM-9208			
1999-06		Trans	Auto	1		EM-9101		
Trans		Manual	1		EM-9101			
L5	L5 2.5L 2480cc	2010-14	Right		1	EM-5899		
V6	V6 2.8L 2771cc	1999-05	RH Front		1	EM-9261		
			Rear		1	EM-9208		
			Trans	Manual	1		EM-9101	
GOLF ALLTRACK								
L4	L4 1.8L 1798cc	2017-19	Right		1	EM-7332		
GOLF R								
L4	L4 2.0L 1984cc	2015-18	Right		1	EM-7332		
GOLF SPORTWAGEN								
L4	L4 1.4L 1395cc	2019	Right		1	EM-7275		
	L4 1.8L 1798cc	2015-17	Right		1	EM-7332		
	L4 2.0L 1968cc Diesel	2015	Right		1	EM-7275		
GTI								
L4	L4 2.0L 1984cc	2013-14	Front		1	EM-9092		
		2010-12	Front		1	EM-9092		
		2006-09	Front		1	EM-9092		
		2010-12	FrontLower		1	EM-9260		
		2013-14	FrontUpper		1	EM-7270		
		2010-12	FrontUpper		1	EM-9263		
		2006-09	FrontUpper		1	EM-9263		
			LH Front		1	EM-9259		
			LowerRear		1	EM-9260		
			RH Front		1	EM-9257		
		2013-14	Rear		1	EM-9283		

Engine, Transmission, And Torque Strut Mounts

CYL	ENG. SIZE	YEAR	LOCATION	DESCRIPTION	QTY	ENGINE	TORQUE STRUT	TRANSMISSION	
VOLKSWAGEN PASSENGER CAR (continued)									
GTI (continued)									
L4	L4 2.0L 1984cc	2010-12	Rear		1	EM-9283			
		2006-09	Rear		1	EM-9283			
		2015-17	Right		1	EM-7332			
		2010	Trans	Hydraulic Mount	1			EM-9262	
		2009	Trans	Hydraulic Mount	1			EM-9262	
		2006-08	Trans	Manual, Hydraulic Mount	1			EM-9262	
JETTA									
L4	L4 1.8L 1781cc	2000-05	RH Front		1	EM-7019			
			Rear		1	EM-9208			
			Trans	Auto; Hydraulic Mount	1			EM-7000	
			Trans	Manual; Hydraulic Mount	1			EM-9101	
	L4 1.9L 1896cc Diesel	2005-06	2005-06	Front		1	EM-9092		
				Front Lower	Mexican Vehicle	1	EM-9260		
				Front Lower		1	EM-9260		
				Front Upper	Mexican Vehicle	1	EM-9263		
				LH Front	Mexican Vehicle	1	EM-9259		
				LH Front		1	EM-9259		
				RH Front	Mexican Vehicle	1	EM-9257		
				RH Front		1	EM-9257		
				RH Front		1	EM-9092		
				RH Rear		1	EM-9263		
				Rear	Mexican Vehicle	1	EM-9283		
				Rear		1	EM-9283		
				Rear		1	EM-9208		
				Trans	Mexican Vehicle; Manual Hydraulic Mount	1			EM-9245
				Trans	Auto; Hydraulic Mount	1			EM-7000
				Trans	Manual; Hydraulic Mount	1			EM-9101
				Trans	Auto; Hydraulic Mount	1			EM-7000
	Trans	Manual; Hydraulic Mount	1			EM-9101			
	L4 2.0L 1968cc Diesel	2009-11	2009-11	Front		1	EM-9402		
				LH Front		1	EM-9259		
				LH Front Lower		1	EM-9260		
				RH Front		1	EM-9257		
				Rear		1	EM-9283		
				Trans	Manual	1			EM-7271
	L4 2.0L 1984cc	2013-14	2013-14	Front	Gas	1	EM-9092		
				Front	Gas	1	EM-9092		
				Front	Gas	1	EM-9092		
				Front Upper	Gas	1	EM-7270		
				LH Front	Gas	1	EM-9259		
				LH Front	Gas	1	EM-9259		
				LH Front	Gas	1	EM-9259		
				LH Front Upper	Gas	1	EM-9263		
				LH Front Upper	Gas	1	EM-9263		
				Lower Rear	Gas	1	EM-9260		
				Lower Rear	Gas	1	EM-9260		
				RH Front	Gas	1	EM-9257		
				RH Front	Gas	1	EM-9257		
				RH Front	Gas	1	EM-9257		
				RH Front		1	EM-9092		
				Rear	Gas; exc Turbo	1	EM-7262		
				Rear	Gas; Turbo	1	EM-9283		
				Rear	Gas; exc Turbo	1	EM-7262		
				Rear	Gas	1	EM-9283		
				Rear		1	EM-9208		
	Trans		1			EM-9262			

Engine, Transmission, And Torque Strut Mounts

CYL	ENG. SIZE	YEAR	LOCATION	DESCRIPTION	QTY	ENGINE	TORQUE STRUT	TRANSMISSION
VOLKSWAGEN PASSENGER CAR (continued)								
JETTA (continued)								
L4	L4 2.0L 1984cc	1999-05	Trans	Auto; Hydraulic Mount	1			EM-9101
			Trans	Manual; Hydraulic Mount	1			EM-9101
L5	L5 2.5L 2480cc	2005-09	Front Lower		1	EM-9260		
			Front Upper		1	EM-9263		
			LH Front		1	EM-9259		
			RH Front	Bracket	1	EM-9257		
			Rear		1	EM-9283		
		2015-18	Right		1	EM-5899		
		2010-14	Right		1	EM-5899		
		2005-09	Right		1	EM-5899		
		2015	Trans	Auto; Hydraulic Mount	1		EM-9245	
			Trans	Manual; Hydraulic Mount	1		EM-9245	
		2011-14	Trans	Auto; Wagon	1		EM-9245	
			Trans	Manual; Wagon	1		EM-9245	
		2005-10	Trans	Auto; Hydraulic Mount	1		EM-9245	
Trans	Manual; Hydraulic Mount		1		EM-9245			
V6	V6 2.8L 2771cc	1999-04	RH Front		1	EM-9261		
			Rear		1	EM-9208		
			Trans	Auto	1		EM-9101	
			Trans	Manual	1		EM-9101	
PASSAT								
L4	L4 1.8L 1781cc	1998-05	Center Front Lower		1	EM-5485		
			LH Front		1	EM-8998		
			RH Front		1	EM-8997		
		2004-05	Trans - L & R	AWD	2		EM-9258	
		2001-03	Trans - LH	Auto	1		EM-8999	
			Trans - LH	Manual	1		EM-9106	
		1998-00	Trans - LH		1		EM-9106	
		2001-03	Trans - RH	Auto	1		EM-8999	
			Trans - RH	Manual	1		EM-8999	
		1998-00	Trans - RH		1		EM-8999	
	L4 1.8L 1798cc	2014-15	Front		1	EM-9092		
	L4 2.0L 1967cc Diesel	2005	LH Front		1	EM-8998		
			RH Front		1	EM-8997		
		2004-05	Trans - LH	Manual	1		EM-9106	
			Trans - RH	Manual	1		EM-8999	
2004-05	Trans	Auto	2		EM-8999			
L4 2.0L 1984cc	2006-10	L & R Front		2	EM-9401			
		Rear		1	EM-7176			
L4 2.0L 1984cc Turbo	2006-08	Right		1	EM-9092			
L4 2.0L 1984cc	2006-10	Trans	Auto	1		EM-7138		
L5	L5 2.5L 2480cc	2015-18	Right		1	EM-5899		
		2012-14	Right		1	EM-5899		
V6	V6 2.8L 2771cc	1998-05	Center Front Lower		1	EM-5485		
			L & R Front		2	EM-8997		
		2005	Trans - L & R	GLS & GLX 4 MOTIon	2		EM-9258	
		2003-04	Trans - L & R	AWD	2		EM-9258	
			Trans - L & R	FWD	2		EM-8999	
		2001-02	Trans - L & R	Auto	2		EM-9258	
		1998-00	Trans	Manual	2		EM-8999	
		V6 3.6L 3597cc	2006-09	L & R Front		2	EM-9401	
	Rear				1	EM-7075		
	2012-14		Right		1	EM-9405		
2006-09	Right		1	EM-9405				
W8	W8 4.0L 3998cc	2002-04	Trans - L & R		1			EM-9258

Engine, Transmission, And Torque Strut Mounts

CYL	ENG. SIZE	YEAR	LOCATION	DESCRIPTION	QTY	ENGINE	TORQUE STRUT	TRANSMISSION	
VOLKSWAGEN PASSENGER CAR (continued)									
PASSAT CC									
L4	L4 2.0L 1984cc	2009-12	Trans	Manual	1			EM-5934	
			Trans	w/Auto-manual	1			EM-5935	
			Trans	w/oAuto-manual	1			EM-7138	
POINTER (MEXICAN VEHICLE)									
L4	L4 1.8L 1781cc	1998-08	L & R Front		2	EM-2421			
			Trans		1			EM-9093	
	L4 2.0L 1984cc	2000-03	L & R Front	GTI	2	EM-2421			
			Trans	GTI	1			EM-9093	
R32									
V6	V6 3.2L 3189cc	2008	Front		1	EM-9405			
			LH Front		1	EM-9259			
			LH Front Upper		1	EM-9263			
			LowerRear		1	EM-9260			
			RH Front		1	EM-9257			
RABBIT									
L5	L5 2.5L 2480cc	2006-09	LH Front		1	EM-9259			
			LH Front Upper		1	EM-9263			
			LowerRear		1	EM-9260			
			RH Front	Bracket	1	EM-9257			
			Rear		1	EM-9283			
			Right		1	EM-5899			
			Trans	Auto	1			EM-9245	
			Trans	Manual	1			EM-9245	
SEDAN (MEXICAN VEHICLE)									
H4	H4 1.6L 1584cc	1997-04	L & R Rear		2	EM-2167			
			Trans		1			EM-8857	
TIGUAN									
L4	L4 2.0L 1984cc	2013-15	Front Upper		1	EM-7270			
			L & R Front		2	EM-9401			
		2009-12	L & R Front			2	EM-9401		
						1	EM-7075		
		2013-15	Rear	Auto		1	EM-7075		
				Manual		1	EM-7268		
		2009-12	Rear	Auto		1	EM-7075		
				Manual		1	EM-7268		
		2013-15	Right			1	EM-7021		
		2009-12	Right			1	EM-7021		
		2015	Trans	Manual		1			EM-7076
		2009-14	Trans			1			EM-5935
Manual				1			EM-7076		
VOLKSWAGEN SPORT UTILITY									
TOUAREG									
V6	V6 3.0L 2967cc Diesel	2009-10	L & R Front		2	EM-5879			
	V6 3.0L 2995cc	2011-17	L & R Front		2	EM-5879			
	V6 3.6L 3597cc	2007-12	L & R Front		2	EM-5879			
V8	V8 4.2L 4163cc	2011-12	L & R Front	Mexico	2	EM-5879			
		2007-09	L & R Front		2	EM-5879			
V10	V10 4.9L 4921cc	2004	L & R Front		2	EM-5879			
	V10 5.0L 4921cc	2005-08	L & R Front		2	EM-5879			

Engine, Transmission, And Torque Strut Mounts

CYL	ENG. SIZE	YEAR	LOCATION	DESCRIPTION	QTY	ENGINE	TORQUE STRUT	TRANSMISSION	
VOLKSWAGEN TRUCK									
POINTER PICKUP (MEXICAN VEHICLE)									
L4	L4 1.8L 1781cc	1999-07	L & R Front		2	EM-2421			
			Trans		1			EM-9093	
VOLKSWAGEN VAN									
COMBI (MEXICAN VEHICLE)									
L4	L4 1.8L 1781cc	1995-01	L & R Front		2	EM-2421			
EUROVAN									
V6	V6 2.8L 2771cc	1999-03	RH Front		1	EM-5527			
			Trans		1			EM-5213	
PANEL (MEXICAN VEHICLE)									
L4	L4 1.8L 1781cc	1988-01	L & R Front		2	EM-2421			
ROUTAN									
V6	V6 3.6L 3604cc	2011-14	Front	Complete Unit	1	EM-4050			
			Front	Insert	1	EM-4186			
			Rear		1	EM-4132			
			Right		1	EM-4012			
			Trans		1			EM-4077	
	V6 3.8L 3778cc	2009-10	Front	Complete Unit	1	EM-3156			
			Front	Insert	1	EM-4094			
			Rear	Complete Unit	1	EM-4042			
			Rear	Insert	1	EM-4280			
			Right		1	EM-4011			
	V6 4.0L 3592cc	2009-10	Trans	Bushing	1			EM-4127	
			Trans	Complete Unit	1			EM-4013	
			Front	Complete Unit	1	EM-3156			
			Front	Insert	1	EM-4094			
			Rear	Complete Unit	1	EM-4042			
			Rear	Insert	1	EM-4280			
			Right		1	EM-4011			
			Trans	Bushing	1		EM-4127		
			Trans	Complete Unit	1		EM-4013		
VOLVO PASSENGER CAR									
C30									
L5	L5 2.4L 2435cc	2007-11	Right		1	EM-5849			
			Torq Str - Front L		1		EM-7423		
	L5 2.5L	2008-13	Rear		1	EM-9222			
			Right		1	EM-5849			
L5 2.5L 2521cc	2007-13	Torq Str - Front L		1		EM-7423			
		Torq Str - Rear L		1		EM-7405			
C70									
L5	L5 2.3L 2319cc	2001-04	Front Upper		1	EM-5528			
			1998-00	Front Upper		1	EM-5528		
			2001-04	LH Front		1	EM-9145		
			1998-00	LH Front		1	EM-9145		
			2001-04	LowerRear		1	EM-7319		
			1998-00	LowerRear		1	EM-7319		
			2001-04	RH Front		1	EM-5215		
			1998-00	RH Front		1	EM-5215		
			2001-04	Right		1	EM-5993		
			1998-04	Trans		1			EM-5216
	L5 2.4L 2435cc	1998-00	Front Upper		1	EM-5528			
			LH Front		1	EM-9145			
			RH Front		1	EM-5215			
			Right		1	EM-5993			
		1998-04	Trans		1		EM-5216		

Engine, Transmission, And Torque Strut Mounts

CYL	ENG. SIZE	YEAR	LOCATION	DESCRIPTION	QTY	ENGINE	TORQUE STRUT	TRANSMISSION	
VOLVO PASSENGER CAR (continued)									
C70 (continued)									
L5	L5 2.5L 2521cc	2006-13	Rear		1	EM-9222			
			Right		1	EM-5849			
			Torq Str - Front L		1		EM-7423		
			Torq Str - Rear L		1		EM-7405		
S40									
L4	L4 1.9L 1948cc	2001-04	Front		1	EM-5494			
			2000	Front		1	EM-5495		
		2001-04	Left		1	EM-5847			
			2000	RH Rear		1	EM-5518		
		2001-04	Rear		1	EM-5440			
			2000	Rear		1	EM-5439		
		1999-03	Trans		1			EM-5847	
L5	L5 2.4L 2435cc	2004-10	Right		1	EM-5849			
			Torq Str - Front L		1		EM-7423		
			Torq Str - Rear L		1		EM-4057		
			Trans	Auto	1			EM-4121	
	L5 2.5L 2521cc	2004-12	Right		1	EM-5849			
			Torq Str - Front L		1		EM-7423		
			Torq Str - Rear L		1		EM-7405		
			2004-11	Trans	Auto	1			EM-4121
S60									
L4	L4 2.0L 1969cc	2019-21	Torq Str - Lower		1		EM-7435		
			2014-18	Torq Str - Rear		1		EM-7243	
		2019-20	2019-20	Trans		1			EM-7436
			2015-18	Trans		1			EM-7434
			L4 2.0L 1999cc	2012-14	Trans		1		
Trans		1					EM-4251		
L5	L5 2.3L 2319cc	2001-04	Front	HydraulicMount	1	EM-9244			
			Front Upper		1	EM-5528			
			L & R Front	HydraulicMount	2	EM-9244			
			Right		1	EM-5993			
			Torq Str - Lower		1		EM-5530		
	L5 2.4L 2435cc	2009	Front Upper		1	EM-5528			
			2001-08	Front Upper		1	EM-5528		
		2009	L & R Front	HydraulicMount	2	EM-9244			
			Rear Upper		1	EM-5616			
			2001-09	Torq Str - Lower		1		EM-5530	
	2001-08	Trans	Auto	1			EM-7194		
	L5 2.5L 2521cc	2009	Front Upper		1	EM-5528			
			2003-08	Front Upper		1	EM-5528		
		2009	Rear Upper		1	EM-5616			
			2012-16	Torq Str - Lower		1		EM-7243	
2003-09		Torq Str - Lower		1		EM-5530			
		2012-16	Trans	Auto	1			EM-7434	
2003-08	Trans	Auto	1			EM-7194			
L6	L6 3.0L 2953cc	2011-16	Right		1	EM-7242			
			Torq Str - Lower		1		EM-7243		
			Trans	Auto	1			EM-7434	
S60 CROSS COUNTRY									
L4	L4 2.0L 1969cc	2017-18	Trans		1			EM-7434	
L5	L5 2.5L 2521cc	2016	Trans		1			EM-7434	
S70									
L5	L5 2.3L 2319cc	1998-00	Front Upper		1	EM-5528			
			LH Front		1	EM-9145			
			LowerRear		1	EM-7319			
			RH Front		1	EM-5215			

Engine, Transmission, And Torque Strut Mounts

CYL	ENG. SIZE	YEAR	LOCATION	DESCRIPTION	QTY	ENGINE	TORQUE STRUT	TRANSMISSION
VOLVO PASSENGER CAR (continued)								
S70 (continued)								
L5	L5 2.3L 2319cc	1998-00	Rear		1	EM-5747		
			Trans	FWD w/ 280mm Front Disc	1		EM-5216	
	L5 2.4L 2435cc	1998-00	Front Upper		1	EM-5528		
			LH Front		1	EM-9145		
			LowerRear		1	EM-7319		
			RH Front		1	EM-5215		
			Rear		1	EM-5747		
Trans	FWD w/ 280mm Front Disc	1		EM-5216				
S80								
L4	L4 2.0L 1969cc	2015-16	Torq Str - Rear		1		EM-7243	
			Trans		1		EM-7434	
L5	L5 2.5L 2521cc	2004-06	Front Upper		1	EM-5528		
			L & R Front	HydraulicMount	2	EM-9244		
			Right		1	EM-5993		
			Torq Str - Lower		1		EM-5530	
L6	L6 2.8L 2798cc	1999-01	Front		1	EM-9244		
			LowerRear		1	EM-9244		
			RH Front		1	EM-5553		
			Rear Upper		1	EM-9580		
			Torq Str - Lower		1		EM-9579	
	L6 2.9L 2917cc	2004-05 1999-03 2004-05 1999-03 2004-05 1999-03 2004-05 1999-03 1999-05	Front		1	EM-9244		
			Front		1	EM-9244		
			LowerRear		1	EM-9244		
			LowerRear		1	EM-9244		
			RH Front		1	EM-5553		
			RH Front		1	EM-5553		
			Rear Upper		1	EM-9580		
	Rear Upper		1	EM-9580				
	Torq Str - Lower		1		EM-9579			
L6 3.0L 2953cc	2008-15	Right		1	EM-7242			
		Torq Str - Lower		1		EM-7243		
		Trans		1		EM-7434		
L6 3.2L 3192cc	2007-14	Right		1	EM-7242			
		Torq Str - Lower		1		EM-7243		
	2008-14	Trans		1		EM-7434		
V8	V8 4.4L 4414cc	2007-10	Front		1	EM-9244		
			Rear		1	EM-9244		
S90								
L4	L4 2.0L 1969cc	2017-21	Torq Str - Rear		1		EM-7435	
		2017-20	Trans		1			EM-7436
V40								
L4	L4 1.9L 1948cc	2001-04	Front		1	EM-5494		
		2000	Front		1	EM-5495		
		2001-04	Left		1	EM-5847		
		2000	RH Rear		1	EM-5518		
		2001-04	Rear		1	EM-5440		
		2000	Rear		1	EM-5439		
V50								
L5	L5 2.4L 2435cc	2005-10	Rear		1	EM-9222		
			Right		1	EM-5849		
			Torq Str - Front L		1		EM-7423	
			Torq Str - Rear L		1		EM-4057	
	L5 2.5L	2005-11	Rear		1	EM-9222		
			Right		1	EM-5849		
	L5 2.5L 2521cc	2005-11	Torq Str - Front L		1		EM-7423	
Torq Str - Rear L				1		EM-4057		

Engine, Transmission, And Torque Strut Mounts

CYL	ENG. SIZE	YEAR	LOCATION	DESCRIPTION	QTY	ENGINE	TORQUE STRUT	TRANSMISSION
VOLVO PASSENGER CAR (continued)								
V60								
L4	L4 2.0L 1969cc	2019-21	Torq Str - Rear		1		EM-7435	
		2013-18	Torq Str - Rear		1		EM-7243	
		2019-20	Trans		1			EM-7436
		2015-18	Trans		1			EM-7434
L5	L5 2.5L 2521cc	2015-16	Torq Str - Lower		1		EM-7243	
			Trans		1			EM-7434
L6	L6 3.0L 2953cc	2015-16	Right		1	EM-7242		
			Torq Str - Lower		1		EM-7243	
			Trans		1			EM-7434
V60 CROSS COUNTRY								
L4	L4 2.0L 1969cc	2019-21	Torq Str - Lower		1		EM-7435	
		2019-20	Trans		1			EM-7436
		2017-18	Trans		1			EM-7434
L5	L5 2.5L 2521cc	2015-16	Trans		1			EM-7434
V70								
L5	L5 2.3L 2319cc	2001-04	Front Upper		1	EM-5528		
		1998-00	Front Upper		1	EM-5528		
		2001-04	LH Front		1	EM-9145		
		1998-00	LH Front		1	EM-9145		
			LowerRear		1	EM-7319		
		2001-04	RH Front		1	EM-5215		
		1998-00	RH Front		1	EM-5215		
			Rear	AWD	1	EM-5747		
	2001-04	Torq Str - Lower		1		EM-5530		
	1998-00	Trans	AWD	1			EM-5747	
		Trans	FWD w/ 280mm Front Disc	1			EM-5216	
	L5 2.4L 2435cc	2001-07	Front		1	EM-9244		
			Front Upper		1	EM-5528		
		1998-00	Front Upper		1	EM-5528		
		LH Front		1	EM-9145			
		LowerRear		1	EM-7319			
		RH Front		1	EM-5215			
		Rear	AWD	1	EM-5747			
2001-07		Right		1	EM-5993			
	Torq Str - Lower		1		EM-5530			
	1998-00	Trans	AWD	1			EM-5747	
	Trans	FWD w/ 280mm Front Disc	1			EM-5216		
	L5 2.5L 2521cc	2003-07	Torq Str - Lower		1		EM-5530	
L6	L6 3.2L 3192cc	2008-10	Right		1	EM-7242		
			Torq Str - Lower		1		EM-7243	
			Trans		1			EM-7434
V90								
L4	L4 2.0L 1969cc	2018-21	Torq Str - Lower		1		EM-7435	
		2018-20	Trans	(Rear)	1			EM-7436
V90 CROSS COUNTRY								
L4	L4 2.0L 1969cc	2017-21	Torq Str - Lower		1		EM-7435	
		2017-20	Trans		1			EM-7436
VOLVO SPORT UTILITY								
XC60								
L4	L4 2.0L 1969cc	2018-21	Torq Str - Rear		1		EM-7435	
		2013-17	Torq Str - Rear		1		EM-7243	
		2018-20	Trans		1			EM-7436
		2015-17	Trans		1			EM-7434
L5	L5 2.5L 2521cc	2015-16	Trans		1		EM-7434	
L6	L6 3.0L 2953cc	2010-16	Right		1	EM-7242		

Engine, Transmission, And Torque Strut Mounts

CYL	ENG. SIZE	YEAR	LOCATION	DESCRIPTION	QTY	ENGINE	TORQUE STRUT	TRANSMISSION
VOLVO SPORT UTILITY (continued)								
XC60 (continued)								
L6	L6 3.0L 2953cc	2010-16	Torq Str - Lower		1		EM-7243	
			Trans	Auto	1		EM-7434	
	L6 3.2L 3192cc	2010-15	Right		1	EM-7242		
			Torq Str - Lower		1		EM-7243	
			Trans		1		EM-7434	
XC70								
L4	L4 2.0L 1969cc	2015-16	Torq Str - Rear		1		EM-7243	
L5	L5 2.5L 2521cc	2003-06	Front		1	EM-9244		
			Front Upper		1	EM-5528		
			LowerRear	HydraulicMount	1	EM-5493		
			Rear		1	EM-9244		
			Right		1	EM-5993		
L6	L6 3.0L 2953cc	2009-15	Right		1	EM-7242		
			Torq Str - Lower		1		EM-7243	
	L6 3.2L 3192cc	2008-15	Right		1	EM-7242		
			Torq Str - Lower		1		EM-7243	
XC90								
L4	L4 2.0L 1969cc	2016-21	Torq Str - Rear		1		EM-7435	
		2016-20	Trans		1			EM-7436
L5	L5 2.5L 2521cc	2003-06	Front		1	EM-9244		
			Front Upper		1	EM-5528		
			LowerRear	HydraulicMount	1	EM-5493		
			Rear		1	EM-9244		
			Right		1	EM-5993		
			Torq Str - Lower		1		EM-5530	
L6	L6 2.9L 2917cc	2003-05	Front		1	EM-9244		
			LowerRear		1	EM-9244		
			RH Front		1	EM-5553		
			Rear Upper		1	EM-9580		
			Torq Str - Lower		1		EM-9579	
	L6 3.2L 3192cc	2007-14	FrontLower		1	EM-9244		
			LowerRear		1	EM-9244		
			Torq Str - Front L		1		EM-7421	
			Torq Str - Rear L		1		EM-7422	
V8	V8 4.4L 4414cc	2005-11	FrontLower		1	EM-9244		
			LowerRear		1	EM-9244		

Engine Mount Kits

Cyl	Eng Size	Year	Desc	Part No.
ACURA PASSENGER CAR				
CL				
V6	3.2L	2001-03	Auto	ETK-031
TL				
V6	3.2L	2000-03	Auto	ETK-031
		1999	Auto	ETK-030
AUDI PASSENGER CAR				
A3				
L4	1.8L	1998-01		ETK-082
BUICK PASSENGER CAR				
ALLURE				
V6	3.6L 217ci	2005-07		ETK-032
	3.8L 231ci	2005-07		ETK-032
CENTURY				
V6	3.1L 189ci	1997-05	Auto	ETK-033
LACROSSE				
V6	3.8L 231ci	2005-09		ETK-032
	3.6L 217ci	2005-08		ETK-032
LUCERNE				
V8	4.6L 281ci	2006-11		ETK-074
REGAL				
V6	3.8L ci	1997-04	Auto	ETK-036
	3.1L 189ci	1994-96	Auto	ETK-034
BUICK SPORT UTILITY				
ENCLAVE				
V6	3.6L 217ci	2009-17		ETK-049
RENDEZVOUS				
V6	3.5L 213ci	2006-07		ETK-039
	3.6L 217ci	2004-06		ETK-039
	3.4L 207ci	2002-05		ETK-039
BUICK VAN				
TERRAZA				
V6	3.9L 237ci	2006-07		ETK-040
	3.5L 213ci	2005-06		ETK-039
CADILLAC PASSENGER CAR				
DTS				
V8	4.6L 281ci	2006-11		ETK-074
CADILLAC SPORT UTILITY				
ESCALADE				
V6	6.2L 376ci	2007-14	RWD	ETK-005
		2007-14	AWD	ETK-006
V8	6.0L 364ci	2002-06	RWD	ETK-057
		2002-06	AWD & 4WD	ETK-058
	5.3L 325ci	2002-05	RWD	ETK-057
		2002-05	AWD & 4WD	ETK-058
ESCALADE ESV				
V8	6.2L 376ci	2008-14	RWD	ETK-005
		2008-14	AWD	ETK-006
		2007	AWD	ETK-006
	6.0L 364ci	2003-06	AWD & 4WD	ETK-058

Engine Mount Kits

Cyl	Eng Size	Year	Desc	Part No.
CADILLAC SPORT UTILITY (continued)				
ESCALADE EXT				
V8	6.2L 376ci	2007-13	AWD	ETK-006
	6.0L 364ci	2002-06	AWD & 4WD	ETK-058
CHEVROLET PASSENGER CAR				
AVEO5				
L4	1.6L 98ci	2006-11		ETK-075
AVEO				
L4	1.6L 98ci	2004-11		ETK-075
IMPALA				
V6	3.5L 213ci	2006-11		ETK-007
	3.4L 207ci	2000-05	Auto	ETK-035
	3.8L ci	2000-05	Auto	ETK-037
LUMINA				
V6	3.8L 231ci	1998-99	Auto	ETK-034
	3.1L 189ci	1994-01	Auto	ETK-034
MONTE CARLO				
V6	3.5L 213ci	2006-07		ETK-007
	3.4L 207ci	2000-05	Auto	ETK-034
	3.8L ci	1998-05	Auto	ETK-037
	3.1L 189ci	1995-99	Auto	ETK-034
CHEVROLET SPORT UTILITY				
AVALANCHE				
V8	5.3L 325ci	2009-13	RWD	ETK-005
		2009-13	4WD	ETK-006
		2007-08	RWD	ETK-005
		2007-08	4WD	ETK-006
	6.0L 364ci	2007-08	RWD	ETK-005
		2007-08	4WD	ETK-006
		2007-08	4WD	ETK-006
		2007-08	4WD	ETK-006
AVALANCHE 1500				
V8	5.3L 325ci	2002-06	RWD	ETK-057
		2002-06	4WD	ETK-058
SUBURBAN 1500				
V8	5.3L 325ci	2007-14	2WD	ETK-005
		2007-14	4WD	ETK-006
	6.0L 364ci	2007-09	2WD	ETK-005
		2007-09	4WD	ETK-006
	5.3L 325ci	2006	RWD	ETK-057
		2002-05	2WD	ETK-057
		2002-05	4WD	ETK-058
		2002-05	4WD	ETK-058
SUBURBAN 2500				
V8	6.0L 364ci	2007-13	2WD	ETK-005
		2007-13	4WD	ETK-006
		2002-06	RWD	ETK-057
		2002-06	AWD & 4WD	ETK-058
TAHOE				
V8	6.0L 364ci	2008-13	2WD	ETK-005
		2008-13	4WD	ETK-006
	6.2L 376ci	2008-09	2WD	ETK-005
		2008-09	4WD	ETK-006
	5.3L 325ci	2007-13	2WD	ETK-005
		2007-13	4WD	ETK-006
		2007-13	4WD	ETK-006
		2002-06	2WD	ETK-057

Engine Mount Kits

Cyl	Eng Size	Year	Desc	Part No.
CHEVROLET SPORT UTILITY (continued)				
TAHOE (continued)				
V8	4.8L 294ci	2002-06	4WD	ETK-058
	5.3L 325ci	2002-06	RWD	ETK-057
		2002-06	4WD	ETK-058
TRAVERSE				
V6	3.6L 217ci	2009-17		ETK-049
CHEVROLET TRUCK				
SILVERADO 1500				
V8	6.2L 376ci	2009-13	2WD	ETK-005
		2009-13	4WD	ETK-006
	5.3L 325ci	2008-13	2WD	ETK-005
		2008-13	4WD	ETK-006
	6.0L 364ci	2008-13	2WD	ETK-005
		2008-13	4WD	ETK-006
		2004-06	RWD	ETK-057
		2004-06	4WD	ETK-058
		2003	4WD	ETK-058
		2003	AWD	ETK-058
	4.8L 294ci	1999-06	RWD	ETK-057
		1999-06	4WD	ETK-058
SILVERADO 1500 HD				
V8	6.0L 364ci	2005-06	2WD	ETK-057
		2005-06	4WD	ETK-058
		2001-03	2WD	ETK-057
		2001-03	4WD	ETK-058
CHEVROLET VAN				
EXPRESS 1500				
V6	4.3L 262ci	2003-14		ETK-077
		1997-02		ETK-076
		1996		ETK-078
V8	5.3L 325ci	2003-14	RWD	ETK-079
		2003-14	AWD	ETK-080
	5.0L 305ci	1999-02		ETK-076
	5.7L 350ci	1999-02		ETK-076
	5.0L 305ci	1996-98		ETK-078
EXPRESS 2500				
V6	4.8L 294ci	2003-17		ETK-079
	4.3L 262ci	1997-02		ETK-076
		1996		ETK-078
V8	6.0L 364ci	2006-17		ETK-079
	5.3L 325ci	2003-05	RWD	ETK-079
		2003-05	AWD	ETK-080
	6.0L 364ci	2003-05		ETK-079
	5.7L 350ci	1999-02		ETK-076
	5.0L 305ci	1996-02		ETK-078
	6.5L 395ci dies	1996-02		ETK-078
	5.7L 350ci	1996-98		ETK-078
EXPRESS 3500				
V6	4.8L 294ci	2003-17		ETK-079
V8	6.0L 364ci	2006-17		ETK-079
	5.3L 325ci	2003-08	RWD	ETK-079
	6.0L 364ci	2003-05		ETK-079
	8.1L 496ci	2001-02		ETK-078
	5.7L 350ci	1999-02		ETK-076
	7.4L 454ci	1999-00		ETK-078

Engine Mount Kits

Cyl	Eng Size	Year	Desc	Part No.
CHEVROLET VAN (continued)				
EXPRESS 3500 (continued)				
V8	6.5L 395ci dies	1996-02		ETK-078
	5.7L 350ci	1996-98		ETK-078
UPLANDER				
V6	3.9L 237ci	2006-09		ETK-039
	3.5L 213ci	2005-06		ETK-039
VENTURE				
V6	3.4L 207ci	1997-05	FWD	ETK-041
CHRYSLER PASSENGER CAR				
NEON				
L4	2.0L	2002	Auto	ETK-016
		2000-01	Auto	ETK-017
PT CRUISER				
L4	2.4L 148ci	2010	w/o Turbo	ETK-003
		2008-09	Turbo	ETK-002
		2008-09	w/o Turbo	ETK-003
		2003-06	Turbo	ETK-002
		2003-06	w/o Turbo	ETK-003
SEBRING				
L4	2.4L 144ci	2007-10		ETK-052
V6	3.5L	2009-10		ETK-053
	2.7L 167ci	2007-10		ETK-052
	3.5L	2007-08		ETK-052
CHRYSLER SUV				
PACIFICA				
V6	3.8L 231ci	2005-06		ETK-013
	3.5L	2004-06		ETK-013
CHRYSLER VAN				
TOWN & COUNTRY				
V6	3.6L 220ci	2011-16	Auto	ETK-061
	3.3L 201ci	2008-10		ETK-059
	3.8L ci	2008-10		ETK-059
	4.0L 241ci	2008-10		ETK-060
	3.3L 201ci	2001-07	Auto; FWD	ETK-011
	3.8L ci	2001-07	Auto; FWD	ETK-011
VOYAGER				
V6	3.3L 201ci	2001-07	Auto; FWD	ETK-011
DODGE PASSENGER CAR				
AVENGER				
L4	2.4L 144ci	2008-10		ETK-052
V6	2.7L 167ci	2008-10		ETK-052
	3.5L	2008-10		ETK-053
NEON				
L4	2.0L	2002-05	Auto	ETK-016
		2000-01	Auto	ETK-017
DODGE VAN				
CARAVAN				
V6	3.3L 201ci	2001-07	Auto; FWD	ETK-011

Engine Mount Kits

Cyl	Eng Size	Year	Desc	Part No.
DODGE VAN (continued)				
GRAND CARAVAN				
V6	3.6L 220ci	2011-20		ETK-061
	3.3L 201ci	2008-10		ETK-059
	3.8L ci	2008-10		ETK-059
	4.0L 241ci	2008-10		ETK-060
	3.3L 201ci	2001-07	Auto; FWD	ETK-011
	3.8L ci	2001-07	Auto; FWD	ETK-011
FORD PASSENGER CAR				
CROWN VICTORIA				
V8	4.6L 281ci	2003-11		ETK-051
		1998-02		ETK-054
		1994-97	exc. Police Cars	ETK-055
FOCUS				
L4	2.0L 122ci	2008-11		ETK-001
FUSION				
L4	2.3L 140ci	2006-09	w/ 2 Piece Right Side Mount	ETK-012
V6	3.0L 181ci	2006-09	FWD	ETK-012
FORD SPORT UTILITY				
ESCAPE				
L4	2.0L 122ci	2013-17		ETK-047
	2.5L 152ci	2013-17		ETK-047
	1.6L 98ci	2013-16		ETK-048
V6	3.0L 181ci	2005-11	FWD	ETK-094
EXPLORER				
V6	3.5L 213ci	2016-19	Non-Turbo; 1st Design; Rubber Trans Mount	ETK-110
		2016-19	Non-Turbo; 2nd Design; Hydraulic Trans Mount	ETK-111
		2013-15	Non-Turbo; 1st Design; Rubber Trans Mount	ETK-112
		2013-15	Non-Turbo; 2nd Design; Hydraulic Trans Mount	ETK-113
		2018-19	Turbo; 1st Design; Rubber Trans Mount	ETK-101
		2018-19	Turbo; 2nd Design; Hydraulic Trans Mount	ETK-102
		2013-17	Turbo; 1st Design; Rubber Trans Mount	ETK-103
		2013-17	Turbo; 2nd Design; Hydraulic Trans Mount	ETK-104
FORD TRUCK				
F-150 PICKUP				
V8	4.6L 281ci	2009-10	2WD	ETK-042
GMC SPORT UTILITY				
ACADIA				
V6	3.6L 217ci	2009-17		ETK-049
YUKON				
V8	6.2L 376ci	2008-14	2WD	ETK-005
		2008-14	AWD	ETK-006
	6.0L 364ci	2008-13	RWD	ETK-005
		2008-13	4WD	ETK-006
	5.3L 325ci	2007-14	RWD	ETK-005
		2007-14	4WD	ETK-006
	6.2L 376ci	2007	AWD	ETK-006
		2007	4WD	ETK-006
YUKON XL 1500				
V8	6.2L 376ci	2008-14	2WD	ETK-005
		2008-14	AWD	ETK-006
	5.3L 325ci	2007-14	RWD	ETK-005
		2007-14	4WD	ETK-006

Engine Mount Kits

Cyl	Eng Size	Year	Desc	Part No.
GMC SPORT UTILITY (continued)				
YUKON XL 1500 (continued)				
V8	6.0L 364ci	2007-09	RWD	ETK-005
		2007-09	4WD	ETK-006
	6.2L 376ci	2007	AWD	ETK-006
YUKON XL 2500				
V8	6.0L 364ci	2007-13	RWD	ETK-005
		2007-13	4WD	ETK-006
GMC TRUCK				
SIERRA 1500				
V8	5.3L 325ci	2007-14	RWD	ETK-005
	6.2L 376ci	2007-14	2WD	ETK-005
	6.0L 364ci	2007-13	RWD	ETK-005
GMC VAN				
SAVANA 1500				
V6	4.3L 262ci	2003-14		ETK-077
		1997-02		ETK-076
		1996		ETK-078
V8	5.3L 325ci	2003-14	RWD	ETK-079
		2003-14	AWD	ETK-080
	5.0L 305ci	1999-02		ETK-076
	5.7L 350ci	1999-02		ETK-076
	5.0L 305ci	1996-98		ETK-078
SAVANA 2500				
V6	4.8L 294ci	2003-17		ETK-079
		1997-02		ETK-076
		1996		ETK-078
V8	6.0L 364ci	2003-17		ETK-079
	5.3L 325ci	2003-05	RWD	ETK-079
		2003-05	AWD	ETK-080
	5.7L 350ci	1999-02		ETK-076
	5.0L 305ci	1996-02		ETK-078
	6.5L 395ci dies	1996-02		ETK-078
5.7L 350ci	1996-98		ETK-078	
SAVANA 3500				
V6	4.8L 294ci	2003-17		ETK-079
V8	6.0L 364ci	2003-17		ETK-079
	8.1L 496ci	2001-02		ETK-078
	5.7L 350ci	1999-02		ETK-076
	7.4L 454ci	1999-00		ETK-078
	6.5L 395ci dies	1996-02		ETK-078
	5.7L 350ci	1996-98		ETK-078
HONDA PASSENGER CAR				
ACCORD				
L4	2.4L	2003-07	Auto	ETK-008
V6	3.0L	1998-02	Auto	ETK-030
CIVIC				
L4	1.8L	2006-11	Auto; Coupe	ETK-010
HONDA VAN				
ODYSSEY				
V6	3.5L	1999-04		ETK-004

Engine Mount Kits

Cyl	Eng Size	Year	Desc	Part No.
HYUNDAI PASSENGER CAR				
ACCENT				
L4	1.6L	2012-14	Manual	ETK-072
		2012-14	Auto	ETK-073
		2006-11		ETK-071
VELOSTER				
L4	1.6L	2012-14	Manual	ETK-072
		2012-14	Auto (Dual Clutch)	ETK-073
HYUNDAI SPORT UTILITY				
TUCSON				
L4	2.0L	2005-09	Auto	ETK-098
		2005-09	Manual	ETK-099
V6	2.7L	2005-09		ETK-095
INFINITI SPORT UTILITY				
QX56				
V8	5.6L	2004-11	RWD	ETK-090
		2004-11	4WD	ETK-091
JEEP SPORT UTILITY				
CHEROKEE				
L6	4.0L 242ci	1987-99	Auto	ETK-062
COMANCHE				
L6	4.0L 242ci	1987-92	Auto	ETK-062
COMMANDER				
V6	3.7L 226ci	2006-10		ETK-064
V8	4.7L 287ci	2006-10	Auto; 4WD	ETK-065
GRAND CHEROKEE				
L6	4.0L 242ci	2004	2WD	ETK-105
		2004	AWD	ETK-106
		1999-03	2WD	ETK-105
		1999-03	AWD; Including Mexico	ETK-106
		1999-03	4WD; US & Canada	ETK-106
		1997-98		ETK-107
		1995-96		ETK-108
		1993-94	Auto	ETK-108
		1993-94	Manual	ETK-109
V6	3.6L 220ci	2014-20	AWD	ETK-066
		2011-13	RWD	ETK-067
V8	3.7L 226ci	2005-10	Auto	ETK-064
		5.7L 345ci	2015-20	RWD
	6.4L 392ci	2014-16	Auto	ETK-066
		2012-13	Auto	ETK-067
	5.7L 345ci	2011-14	RWD	ETK-067
4.7L 287ci	2005-09	Auto; AWD	ETK-065	
WAGONEER				
L6	4.0L 242ci	1987-90	Auto	ETK-062
WRANGLER				
L4	2.4L 148ci	2003-06		ETK-100
	2.5L 150ci	1997-02		ETK-100
L6	4.0L 242ci	1997-06		ETK-100
		1991-95		ETK-063

Engine Mount Kits

Cyl	Eng Size	Year	Desc	Part No.
KIA PASSENGER CAR				
FORTE				
L4	2.0L	2010-13	Auto	ETK-070
	2.4L	2010-13	Auto	ETK-070
FORTE KOUP				
L4	1.6L	2014-16	Auto	ETK-073
	2.0L	2010-13	Auto	ETK-070
	2.4L	2010-13	Auto	ETK-070
FORTE5				
L4	1.6L	2014-16	Auto	ETK-073
	2.0L	2012-13	Auto	ETK-070
	2.4L	2012-13	Auto	ETK-070
RIO				
L4	1.6L	2012-14		ETK-071
		2006-11		ETK-071
		2003-05		ETK-069
	1.5L	2001-02		ETK-068
RIO5				
L4	1.6L	2006-11		ETK-071
KIA SPORT UTILITY				
SPORTAGE				
L4	2.0L	2005-09	Auto	ETK-098
		2005-09	Manual	ETK-099
		1995-02	RWD	ETK-096
		1995-02	4WD	ETK-097
V6	2.7L	2005-09		ETK-095
LINCOLN PASSENGER CAR				
TOWN CAR				
V8	4.6L 281ci	2009-11		ETK-051
		2003-08		ETK-056
		1998-02		ETK-054
		1992-97		ETK-055
LINCOLN SPORT UTILITY				
NAVIGATOR				
V8	5.4L 330ci	2008-14	RWD	ETK-042
MAZDA PASSENGER CAR				
3				
L4	2.5L	2010-13	Auto	ETK-028
	2.0L	2010		ETK-028
	2.3L	2006-09	w/o Turbo	ETK-026
	2.0L	2004-09		ETK-027
3 SPORT				
L4	2.0L	2010-13		ETK-029
	2.5L	2010-13	Auto	ETK-028
	2.0L	2009		ETK-027
MAZDA SPORT UTILITY				
TRIBUTE				
V6	3.0L	2008-11	FWD	ETK-094
		2005-06	FWD	ETK-094

Engine Mount Kits

Cyl	Eng Size	Year	Desc	Part No.
MAZDA VAN				
5				
L4	2.3L	2006-10		ETK-025
MERCURY PASSENGER CAR				
GRAND MARQUIS				
V8	4.6L 281ci	2003-11		ETK-051
		1998-02		ETK-054
		1994-97		ETK-055
MARAUDER				
V8	4.6L 281ci	2003-04		ETK-051
MILAN				
L4	2.3L 140ci	2006-09	w/ 2 Piece Right Side Mount	ETK-012
V6	3.0L 181ci	2006-09	FWD	ETK-012
MERCURY SPORT UTILITY				
MARINER				
V6	3.0L 181ci	2005-11	FWD	ETK-094
NISSAN PASSENGER CAR				
ALTIMA				
L4	2.5L	2002-06	Auto	ETK-023
V6	3.5L	2005-06	Auto; 5 Spd; w/Wires	ETK-015
		2002-04	Auto; w/Wires	ETK-018
		2002-04	Manual, w/o Wires	ETK-019
L4	2.5L	2010-12	Gas; Auto	ETK-024
		2010-12	Gas; CVT Trans.	ETK-024
		2007-09	Gas; CVT Trans.	ETK-024
MAXIMA				
V6	3.5L	2009-14		ETK-021
		2007-08		ETK-022
		2005-06	Auto; w/ Wires; SL	ETK-015
		2005-06	Manual, w/o Wires	ETK-020
		2004	Auto; 5 Spd; w/Wires	ETK-015
		2004	Auto; 4 Spd.; w/Wires	ETK-018
NISSAN SPORT UTILITY				
ARMADA				
V8	5.6L	2005-15	RWD	ETK-090
		2005-15	AWD & 4WD	ETK-091
MURANO				
V6	3.5L	2003-07	FWD	ETK-022
PATHFINDER				
V6	4.0L	2005-12	RWD	ETK-092
		2005-12	4WD	ETK-093
V8	5.6L	2008-12	RWD	ETK-090
		2008-12	4WD	ETK-091
PATHFINDER ARMADA				
V8	5.6L	2004	RWD	ETK-090
		2004	4WD	ETK-091
XTERRA				
V6	4.0L	2005-12	RWD	ETK-092
		2005-12	4WD	ETK-093

Engine Mount Kits

Cyl	Eng Size	Year	Desc	Part No.
NISSAN TRUCK				
FRONTIER				
V6	4.0L	2005-15	RWD	ETK-092
		2005-15	4WD	ETK-093
TITAN				
V8	5.6L	2007-14	RWD	ETK-090
		2007-14	4WD; US & Canada	ETK-091
		2007-14	AWD; Mexico Vehicle	ETK-091
		2004-06	RWD	ETK-090
		2004-06	4WD	ETK-091
NISSAN VAN				
NV2500				
V8	5.6L	2012-16		ETK-090
NV3500				
V8	5.6L	2012-16		ETK-090
QUEST				
V6	3.5L	2007-09	Auto, w/ Wires	ETK-015
		2004-06	Auto; 5 Spd; w/Wires	ETK-015
		2004-06	Auto; 4 Spd.; w/Wires	ETK-018
OLDSMOBILE PASSENGER CAR				
CUTLASS SUPREME				
V6	3.1L 189ci	1994-97	Auto; 2nd Design Torque Strut	ETK-034
INTRIGUE				
V6	3.8L 231ci	1998-99	Auto; 2nd Design Torque Strut	ETK-037
PLYMOUTH PASSENGER CAR				
NEON				
L4	2.0L	2000-01	Auto	ETK-017
PONTIAC PASSENGER CAR				
GRAND PRIX				
V6	3.8L 231ci	2007-08	Auto	ETK-032
		2004-06	Auto	ETK-038
		1997-03	Auto	ETK-034
	3.1L 189ci	1994-03	Auto	ETK-034
VIBE				
L4	1.8L	2003-06		ETK-009
PONTIAC SPORT UTILITY				
AZTEK				
V6	3.4L 207ci	2001-05	Auto	ETK-039
PONTIAC VAN				
MONTANA				
V6	3.4L 207ci	1999-05		ETK-041
TRANS SPORT				
V6	3.4L 207ci	1997-98	FWD	ETK-041
SATURN SUV				
OUTLOOK				
V6	3.6L 217ci	2009-10		ETK-049

Engine Mount Kits

Cyl	Eng Size	Year	Desc	Part No.
SATURN VAN				
RELAY				
V6	3.5L 213ci	2005-06		ETK-039
SEAT PASSENGER CAR				
IBIZA (MEXICO)				
L4	1.8L	2005-08		ETK-082
LEON (MEXICO)				
L4	1.8L	2001-06		ETK-082
TOLEDO (MEXICO)				
L4	1.8L	2001-05		ETK-082
TOYOTA PASSENGER CAR				
AVALON				
V6	3.5L	2008-13		ETK-043
CAMRY				
L4	2.4L	2002-05	Auto	ETK-014
V6	3.5L	2007-11		ETK-043
L4	2.4L	2012-17	Gas; Auto	ETK-050
MATRIX				
L4	1.8L	2003-06	Auto; FWD	ETK-009
SOLARA				
L4	2.4L	2004-06	Auto	ETK-014
TOYOTA SPORT UTILITY				
HIGHLANDER				
L4	2.7L	2009-13		ETK-089
SEQUOIA				
V8	5.7L 5663ci	2011-17	4WD	ETK-087
		2011-17	2WD	ETK-088
	4.6L	2010-12	4WD	ETK-087
	5.7L 5663ci	2008-10	4WD	ETK-087
VENZA				
V6	3.5L	2009-15	Auto	ETK-044
TOYOTA TRUCK				
TUNDRA				
V8	5.7L 5663ci	2011-17	4WD	ETK-087
		2011-17	2WD	ETK-088
	4.6L	2010-12	4WD	ETK-087
	5.7L 5663ci	2007-10	4WD	ETK-087
TOYOTA VAN				
SIENNA				
V6	3.3L	2004-06	Auto; FWD	ETK-085
		2004-06	Auto; AWD	ETK-086
	3.5L	2011-14	Mexico; FWD	ETK-046
		2011-14	US & Canada; AWD	ETK-045
		2011-14	US & Canada; FWD	ETK-046
VOLKSWAGEN PASSENGER CAR				
BEETLE				
L4	2.0L	2006-09		ETK-082
	1.8L	1999-05	Manual	ETK-082
	1.9L	1998-05	Manual	ETK-082
	2.0L	1998-05		ETK-082

Engine Mount Kits

Cyl	Eng Size	Year	Desc	Part No.
VOLKSWAGEN PASSENGER CAR (continued)				
DERBY (MEXICO)				
L4	1.8L	2001-09		ETK-082
GOLF				
L4	1.8L	2000-06	Auto	ETK-081
		2000-06	Manual	ETK-082
	1.9L	1999-06	Auto	ETK-081
		1999-06	Manual	ETK-082
	2.0L	1999-05		ETK-082
V6	2.8L	1999-05	Manual	ETK-083
JETTA				
L4	2.0L	1999-05		ETK-082
		1999-04	Auto	ETK-081
		1.9L	1999-04	Manual
V6	2.8L	2002-04	Manual	ETK-083
		2002-04	Auto; 12-Valve Eng.	ETK-083
		2002-04	Auto; 24-Valve Eng.	ETK-084
		1999-01	Manual	ETK-083
		1999-01	Auto; 12-Valve Eng.	ETK-083
VOLKSWAGEN VAN				
ROUTAN				
V6	3.8L	2009-10		ETK-059
	4.0L	2009-10		ETK-060

Drive Shaft Center Supports

Models	Years	Shaft Type / Series	Bearing Inside Diameter	Part No. Complete Assembly	Part No. Bushing Only
AUDI SPORTS UTILITY					
Q7	2007-12			DS-6042	
BMW PASSENGER CAR					
128I	2008-13		I.D. = 1.1811" (30mm)	DS-6024	
135I	2008-13		I.D. = 1.1811" (30mm)	DS-6037	
228I	2014-16		I.D. = 1.1811" (30mm)	DS-6024	
228I XDRIVE	2015-16		I.D. = 1.1811" (30mm)	DS-6024	
230I	2017		I.D. = 1.1811" (30mm)	DS-6024	
230I XDRIVE	2017		I.D. = 1.1811" (30mm)	DS-6024	
320I	2012-16		I.D. = 1.1811" (30mm)	DS-6024	
320I XDRIVE	2013-16		I.D. = 1.1811" (30mm)	DS-6024	
323I	2006-11		I.D. = 1.1811" (30mm)	DS-6024	
325I	2007	Mexican Vehicle	I.D. = 1.1811" (30mm)	DS-6024	
325XI	2001-06			DS-6545	
328D XDRIVE	2014-16		I.D. = 1.1811" (30mm)	DS-6024	
328I	2007-12		I.D. = 1.1811" (30mm)	DS-6024	
328I GT XDRIVE	2014-16		I.D. = 1.1811" (30mm)	DS-6024	
328XI	2007-08		I.D. = 1.1811" (30mm)	DS-6024	
330E	2016-17		I.D. = 1.1811" (30mm)	DS-6024	
330I	2006-07		I.D. = 1.1811" (30mm)	DS-6024	
335D	2009-11		I.D. = 1.349"	DS-6037	
335I	2007-12		I.D. = 1.1811" (30mm)	DS-6037	
330XI	2004-06		I.D. = 1.1811" (30mm)	DS-6024	
	2001-03			DS-6545	
335I XDRIVE	2009-12		I.D. = 1.1811" (30mm)	DS-6024	
335IS	2011-12		I.D. = 1.349"	DS-6037	
335XI	2007-08		I.D. = 1.1811" (30mm)	DS-6037	
340I	2016-17		I.D. = 1.1811" (30mm)	DS-6024	
340I GT XDRIVE	2017		I.D. = 1.1811" (30mm)	DS-6024	
340I XDRIVE	2016-17		I.D. = 1.1811" (30mm)	DS-6024	
428I GRAN COUPE	2015-16		I.D. = 1.1811" (30mm)	DS-6024	
428I XDRIVE GRAN CO	2015-16		I.D. = 1.1811" (30mm)	DS-6024	
428I	2014-16		I.D. = 1.1811" (30mm)	DS-6024	
428I XDRIVE	2014-16		I.D. = 1.1811" (30mm)	DS-6024	
435I	2014-16		I.D. = 1.1811" (30mm)	DS-6024	
435I GRAN COUPE	2015-16		I.D. = 1.1811" (30mm)	DS-6024	
435I XDRIVE	2014-16		I.D. = 1.1811" (30mm)	DS-6024	
435I XDRIVE GRAN CO	2015-16		I.D. = 1.1811" (30mm)	DS-6024	
525XI	2006-07			DS-5236	
525I	2004-07			DS-5236	
528I	2009-10			DS-5236	
528XI	2008			DS-5236	
530I	2004-07			DS-5236	
530XI	2006-07			DS-5236	
535I	2011-16			DS-6548	
	2008-10	Auto		DS-5236	
		Manual Trans	I.D. = 1.181" (30mm)	DS-6517	
535I GT	2010-17			DS-6548	
535XI	2008			DS-5236	
545I	2004-06		I.D. = 1.181" (30mm)	DS-6517	
550I	2006-10		I.D. = 1.181" (30mm)	DS-6517	
640I XDRIVE	2016-18			DS-6548	
640I Gran Coupe	2013-18			DS-6548	
640I	2012-18			DS-6548	
645CI	2004-05		I.D. = 1.181" (30mm)	DS-6517	
650I	2006-10		I.D. = 1.181" (30mm)	DS-6517	
740I	2011-15			DS-6548	
740LI	2011-15			DS-6548	

Drive Shaft Center Supports

Models	Years	Shaft Type / Series	Bearing Inside Diameter	Part No. Complete Assembly	Part No. Bushing Only
BMW PASSENGER CAR (continued)					
745I	2002-05		I.D. = 1.3780" (35mm)	DS-6528	
745LI	2002-05		I.D. = 1.3780" (35mm)	DS-6528	
750I	2006-08		I.D. = 1.3780" (35mm)	DS-6528	
750LI	2006-08		I.D. = 1.3780" (35mm)	DS-6528	
760I	2004-06		I.D. = 1.3780" (35mm)	DS-6528	
760Li	2010-14			DS-6548	
	2003-08		I.D. = 1.3780" (35mm)	DS-6528	
ACTIVEHYBRID 3	2013-15		I.D. = 1.1811" (30mm)	DS-6024	
M2	2016-17		I.D. = 1.1811" (30mm)	DS-6024	
M235I	2014-16		I.D. = 1.1811" (30mm)	DS-6024	
M235I XDRIVE	2015-16		I.D. = 1.1811" (30mm)	DS-6024	
M3	2008-13		I.D. = 1.1811" (30mm)	DS-6024	
M6	2012		I.D. = 1.349"	DS-6037	
BMW SPORT UTILITY					
X1	2012-15		I.D. = 1.1811" (30mm)	DS-6024	
X3	2011-17		I.D. = 1.181" (30mm)	DS-6527	
	2004-10			DS-5236	
X4	2015-17		I.D. = 1.181" (30mm)	DS-6527	
X5	2014-17		I.D. = 1.181" (30mm)	DS-6527	
	2000-07			DS-6095	
X6	2008-17		I.D. = 1.181" (30mm)	DS-6527	
CADILLAC PASSENGER CAR					
CTS	2008-14	AWD	I.D. = 1.181" (30mm)	DS-6529	
	2003-07		I.D. = 1.181" (30mm)	DS-6503	
STS	2005-11		I.D. = 1.181" (30mm)	DS-6503	
CADILLAC SPORT UTILITY					
ESCALADE	2007-12	Octagon Shaped Assembly	I.D. = 1.5748 - 1.5743" (40	DS-6092	
	2002-06		I.D. = 1.575" (40mm)	DS-6099	
	1999-00		I.D. = 1.575" (40mm)	DS-6099	
ESCALADE ESV	2007-12	Octagon Shaped Assembly	I.D. = 1.5748 - 1.5743" (40	DS-6092	
	2003-06		I.D. = 1.575" (40mm)	DS-6099	
ESCALADE EXT	2007-12	Octagon Shaped Assembly	I.D. = 1.5748 - 1.5743" (40	DS-6092	
	2002-06		I.D. = 1.575" (40mm)	DS-6099	
CHEVROLET PASSENGER CAR					
CAPRICE	2011-16			DS-6547	
SS	2014-16			DS-6547	
CHEVROLET SPORT UTILITY					
AVALANCHE	2007-12	Octagon Shaped Assembly	I.D. = 1.5748 - 1.5743" (40	DS-6092	
		U-Shaped Bracket; w/ Studs w/o Spacer Block	I.D. = 1.575" (40mm)	DS-6510	
		U-Shaped Bracket; w/o Studs	I.D. = 1.575" (40mm)	DS-6099	
AVALANCHE 1500	2002-06	U-Shaped Bracket; w/ Studs; w/ Spacer Block	I.D. = 1.575" (40mm)	DS-6064	
		U-Shaped Bracket; w/ Studs w/o Spacer Block	I.D. = 1.575" (40mm)	DS-6510	
		U-Shaped Bracket; w/o Studs	I.D. = 1.575" (40mm)	DS-6099	
		Wing Shaped Bracket	I.D. = 1.37" (35mm)	DS-6063	
AVALANCHE 2500	2002-06	U-Shaped Bracket; w/ Studs; w/ Spacer Block	I.D. = 1.575" (40mm)	DS-6064	
		U-Shaped Bracket; w/ Studs w/o Spacer Block	I.D. = 1.575" (40mm)	DS-6510	
		U-Shaped Bracket; w/o Studs	I.D. = 1.575" (40mm)	DS-6099	
		Wing Shaped Bracket	I.D. = 1.37" (35mm)	DS-6063	
EQUINOX	2005-09			DS-6066	
BLAZER	1995-05	Spicer 1280 - 1310 - 1410 (Square Housing)	1.378" Bearing ID (35mm)	DS-6079	

Drive Shaft Center Supports

Models	Years	Shaft Type / Series	Bearing Inside Diameter	Part No. Complete Assembly	Part No. Bushing Only
CHEVROLET SPORT UTILITY (continued)					
SUBURBAN 1500	2007-12	Octagon Shaped Assembly	I.D. = 1.5748 - 1.5743" (40)	DS-6092	
		U-Shaped Bracket; w/ Studs; w/ Spacer Block	I.D. = 1.575" (40mm)	DS-6064	
		U-Shaped Bracket; w/o Studs	I.D. = 1.575" (40mm)	DS-6099	
		Wing Shaped Bracket	I.D. = 1.37" (35mm)	DS-6063	
	2000-06	U-Shaped Bracket; w/ Studs; w/ Spacer Block	I.D. = 1.575" (40mm)	DS-6064	
		U-Shaped Bracket; w/o Studs	I.D. = 1.575" (40mm)	DS-6099	
SUBURBAN 2500	2000-12	Wing Shaped Bracket	I.D. = 1.37" (35mm)	DS-6063	
		U-Shaped Bracket; w/ Studs; w/ Spacer Block	I.D. = 1.575" (40mm)	DS-6064	
		U-Shaped Bracket; w/o Studs	I.D. = 1.575" (40mm)	DS-6099	
TAHOE	2000-12	Wing Shaped Bracket	I.D. = 1.37" (35mm)	DS-6063	
		U-Shaped Bracket; w/ Studs; w/ Spacer Block	I.D. = 1.575" (40mm)	DS-6064	
		U-Shaped Bracket; w/ Studs w/o Spacer Block	I.D. = 1.575" (40mm)	DS-6510	
		U-Shaped Bracket; w/o Studs	I.D. = 1.575" (40mm)	DS-6099	
TRAILBLAZER	2002-03	Wing Shaped Bracket	I.D. = 1.37" (35mm)	DS-6063	
TRAILBLAZER EXT	2002-03		1.378" Bearing ID (35mm)	DS-6079	
CHEVROLET TRUCK					
C20/C2500 P/U	1988-00	Cleveland "O" Shaft	I.D. = 1.5748 - 1.5743"	DS-6053	DS-6027
		Spicer 1280-1310 End Yolk Style	I.D. = 1.1811 - 1.1807"	DS-6035	DS-6028
		Spicer 1280-1410 Slip Yolk Style	I.D. = 1.3780 - 1.3775"	DS-6056	DS-6027
		Spicer 1410, 1480	I.D. = 1.5748 - 1.5743"	DS-6038	
		Spicer 1550, 1650	I.D. = 1.7717 - 1.7712"	DS-6040	
		Spicer 1700, 1710	I.D. = 1.9685 - 1.9680"	DS-6048	
		Spicer 1800, 1850	I.D. = 2.3622 - 2.3616"	DS-6049	
C30/C3500 P/U	1988-00	Cleveland "O" Shaft	I.D. = 1.5748 - 1.5743"	DS-6053	DS-6027
		Spicer 1280-1310 End Yolk Style	I.D. = 1.1811 - 1.1807"	DS-6035	DS-6028
		Spicer 1280-1410 Slip Yolk Style	I.D. = 1.3780 - 1.3775"	DS-6056	DS-6027
		Spicer 1410, 1480	I.D. = 1.5748 - 1.5743"	DS-6038	
		Spicer 1550, 1650	I.D. = 1.7717 - 1.7712"	DS-6040	
		Spicer 1700, 1710	I.D. = 1.9685 - 1.9680"	DS-6048	
		Spicer 1800, 1850	I.D. = 2.3622 - 2.3616"	DS-6049	
COLORADO	2004-12			DS-6068	
K20/K2500 P/U	1988-00	Spicer 1280-1330	I.D. = 1.3780 - 1.3775"	DS-6056	DS-6027
		Spicer 1410, 1480	I.D. = 1.5748 - 1.5743"	DS-6038	
K30/K3500 P/U	1988-00	Spicer 1280-1330	I.D. = 1.3780 - 1.3775"	DS-6056	DS-6027
		Spicer 1410, 1480	I.D. = 1.5748 - 1.5743"	DS-6038	
S10 PICKUP	1994-04	Spicer 1280 - 1310 - 1410 (Square Housing)	1.378" Bearing ID (35mm)	DS-6079	
		Spicer 1280-1410 (Rounded Housing)	I.D. = 1.3780 - 1.3775"	DS-6056	
SILVERADO 1500	2008-12	Octagon Shaped Assembly	I.D. = 1.575" (40mm)	DS-6510	DS-6092
		U-Shaped Bracket; w/ Studs w/o Spacer Block	I.D. = 1.5748 - 1.5743" (40)	DS-6071	
	1999-07	U-Shaped Bracket; w/ Studs; w/ Spacer Block	I.D. = 1.575" (40mm)	DS-6064	
		U-Shaped Bracket; w/ Studs w/o Spacer Block	I.D. = 1.575" (40mm)	DS-6510	
		U-Shaped Bracket; w/o Studs	I.D. = 1.575" (40mm)	DS-6099	

Drive Shaft Center Supports

Models	Years	Shaft Type / Series	Bearing Inside Diameter	Part No. Complete Assembly	Part No. Bushing Only
CHEVROLET TRUCK (continued)					
SILVERADO 1500	1999-07	Wing Shaped Bracket	I.D. = 1.37" (35mm)	DS-6063	
SILVERADO 1500 CLAS	2007	U-Shaped Bracket; w/ Studs; w/ Spacer Block	I.D. = 1.575" (40mm)	DS-6064	
		U-Shaped Bracket; w/ Studs w/o Spacer Block	I.D. = 1.575" (40mm)	DS-6510	
		U-Shaped Bracket; w/o Studs	I.D. = 1.575" (40mm)	DS-6099	
		Wing Shaped Bracket	I.D. = 1.37" (35mm)	DS-6063	
SILVERADO 1500 HD	2005-06	U-Shaped Bracket; w/ Studs; w/ Spacer Block	I.D. = 1.575" (40mm)	DS-6064	
		U-Shaped Bracket; w/ Studs w/o Spacer Block	I.D. = 1.575" (40mm)	DS-6510	
		U-Shaped Bracket; w/o Studs	I.D. = 1.575" (40mm)	DS-6099	
		Wing Shaped Bracket	I.D. = 1.37" (35mm)	DS-6063	
	2001-03	U-Shaped Bracket; w/ Studs; w/ Spacer Block	I.D. = 1.575" (40mm)	DS-6064	
		U-Shaped Bracket; w/ Studs w/o Spacer Block	I.D. = 1.575" (40mm)	DS-6510	
		U-Shaped Bracket; w/o Studs	I.D. = 1.575" (40mm)	DS-6099	
		Wing Shaped Bracket	I.D. = 1.37" (35mm)	DS-6063	
SILVERADO 1500HD CL	2007	U-Shaped Bracket; w/ Studs; w/ Spacer Block	I.D. = 1.575" (40mm)	DS-6064	
		U-Shaped Bracket; w/ Studs w/o Spacer Block	I.D. = 1.575" (40mm)	DS-6510	
		U-Shaped Bracket; w/o Studs	I.D. = 1.575" (40mm)	DS-6099	
		Wing Shaped Bracket	I.D. = 1.37" (35mm)	DS-6063	
SILVERADO 2500	2000-04	U-Shaped Bracket; w/ Studs; w/ Spacer Block	I.D. = 1.575" (40mm)	DS-6064	
		U-Shaped Bracket; w/ Studs w/o Spacer Block	I.D. = 1.575" (40mm)	DS-6510	
		U-Shaped Bracket; w/o Studs	I.D. = 1.575" (40mm)	DS-6099	
		Wing Shaped Bracket	I.D. = 1.37" (35mm)	DS-6063	
SILVERADO 2500 HD	2008-10	Octagon Shaped Assembly	I.D. = 1.575" (40mm)	DS-6510	DS-6092
		U-Shaped Bracket; w/ Studs w/o Spacer Block	I.D. = 1.5748 - 1.5743" (40)	DS-6071	
	2001-07	U-Shaped Bracket; w/ Studs; w/ Spacer Block	I.D. = 1.575" (40mm)	DS-6064	
		U-Shaped Bracket; w/ Studs w/o Spacer Block	I.D. = 1.575" (40mm)	DS-6510	
		U-Shaped Bracket; w/o Studs	I.D. = 1.575" (40mm)	DS-6099	
		Wing Shaped Bracket	I.D. = 1.37" (35mm)	DS-6063	
SILVERADO 2500 HD C	2007	U-Shaped Bracket; w/ Studs; w/ Spacer Block	I.D. = 1.575" (40mm)	DS-6064	
		U-Shaped Bracket; w/ Studs w/o Spacer Block	I.D. = 1.575" (40mm)	DS-6510	
		U-Shaped Bracket; w/o Studs	I.D. = 1.575" (40mm)	DS-6099	
		Wing Shaped Bracket	I.D. = 1.37" (35mm)	DS-6063	
SILVERADO 3500	2001-06	U-Shaped Bracket; w/ Studs; w/ Spacer Block	I.D. = 1.575" (40mm)	DS-6064	
		U-Shaped Bracket; w/ Studs w/o Spacer Block	I.D. = 1.575" (40mm)	DS-6510	
		U-Shaped Bracket; w/o Studs	I.D. = 1.575" (40mm)	DS-6099	
		Wing Shaped Bracket	I.D. = 1.37" (35mm)	DS-6063	
SILVERADO 3500 CLAS	2007	U-Shaped Bracket; w/ Studs; w/ Spacer Block	I.D. = 1.575" (40mm)	DS-6064	
		U-Shaped Bracket; w/ Studs w/o Spacer Block	I.D. = 1.575" (40mm)	DS-6510	
		U-Shaped Bracket; w/o Studs	I.D. = 1.575" (40mm)	DS-6099	
		Wing Shaped Bracket	I.D. = 1.37" (35mm)	DS-6063	

Drive Shaft Center Supports

Models	Years	Shaft Type / Series	Bearing Inside Diameter	Part No. Complete Assembly	Part No. Bushing Only
CHEVROLET TRUCK (continued)					
SILVERADO 3500 HD	2011-19	Octagon Shaped Assembly	I.D. = 1.5748 - 1.5743" (40)	DS-6092	
	2008-10	Octagon Shaped Assembly	I.D. = 1.575" (40mm)	DS-6510	DS-6092
		U-Shaped Bracket; w/ Studs w/o Spacer Block	I.D. = 1.5748 - 1.5743" (40)	DS-6071	
	2007	U-Shaped Bracket; w/ Studs; w/ Spacer Block	I.D. = 1.575" (40mm)	DS-6064	
		U-Shaped Bracket; w/ Studs w/o Spacer Block	I.D. = 1.575" (40mm)	DS-6510	
		U-Shaped Bracket; w/o Studs	I.D. = 1.575" (40mm)	DS-6099	
Wing Shaped Bracket		I.D. = 1.37" (35mm)	DS-6063		
CHEVROLET VAN					
EXPRESS 1500	1999-12	U-Shaped Bracket; w/ Studs w/o Spacer Block	I.D. = 1.575" (40mm)	DS-6510	
		U-Shaped Bracket; w/o Studs	I.D. = 1.575" (40mm)	DS-6099	
EXPRESS 2500	2010-15	Octagon Shaped Assembly	I.D. = 1.5748 - 1.5743" (40)	DS-6092	
		U-Shaped Bracket; w/ Studs w/o Spacer Block	I.D. = 1.575" (40mm)	DS-6510	
		U-Shaped Bracket; w/o Studs	I.D. = 1.575" (40mm)	DS-6099	
	1997-09	U-Shaped Bracket; w/ Studs w/o Spacer Block	I.D. = 1.575" (40mm)	DS-6510	
		U-Shaped Bracket; w/o Studs	I.D. = 1.575" (40mm)	DS-6099	
EXPRESS 3500	2010-15	Octagon Shaped Assembly	I.D. = 1.5748 - 1.5743" (40)	DS-6092	
		U-Shaped Bracket; w/ Studs w/o Spacer Block	I.D. = 1.575" (40mm)	DS-6510	
		U-Shaped Bracket; w/o Studs	I.D. = 1.575" (40mm)	DS-6099	
	1997-09	U-Shaped Bracket; w/ Studs w/o Spacer Block	I.D. = 1.575" (40mm)	DS-6510	
		U-Shaped Bracket; w/o Studs	I.D. = 1.575" (40mm)	DS-6099	
CHEVROLET MEDIUM/HEAVY DUTY TRUCK					
EXPRESS 4500	2010-15	Octagon Shaped Assembly	I.D. = 1.5748 - 1.5743" (40)	DS-6092	
CHRYSLER PASSENGER CAR					
300	2005-14		I.D. = 1.181" (30mm)	DS-6500	
DODGE PASSENGER CAR					
CHALLENGER	2008-13		I.D. = 1.181" (30mm)	DS-6500	
CHARGER	2006-13		I.D. = 1.181" (30mm)	DS-6500	
MAGNUM	2005-08		I.D. = 1.181" (30mm)	DS-6500	
DODGE TRUCK					
DAKOTA	2005	Square Housing	1.378" Bearing ID (35mm)	DS-6079	
	2003-04		I.D. = 1.5748 - 1.5743" (40)	DS-6071	
	1998-02	Square Housing; 1.378" Bearing ID (35mm)	1.378" Bearing ID (35mm)	DS-6079	
RAM 1500 PICKUP	2007-10	Square Housing	1.378" Bearing ID (35mm)	DS-6079	
	2004-06	Square Housing; 1.378" Bearing ID (35mm)	1.378" Bearing ID (35mm)	DS-6079	
		U-Shaped Housing	I.D. = 1.5748 - 1.5743" (40)	DS-6071	
	2003	Square Housing	1.378" Bearing ID (35mm)	DS-6079	
	1994-02	Spicer 1260, 1410	I.D. = 1.3780 - 1.3775"	DS-6056	DS-6027
		Spicer 1480, 1550	I.D. = 1.5748 - 1.5743"	DS-6038	
		Spicer 1610, 1650	I.D. = 1.7717 - 1.7712"	DS-6040	
		Spicer 1700, 1710	I.D. = 1.9685 - 1.9680"	DS-6048	
		Spicer 1800, 1850	I.D. = 2.3622 - 2.3616"	DS-6049	
		w/ Dana 60, 70, 80	I.D. = 1.575	DS-6065	
RAM 2500 PICKUP	2010	Horseshoe Style Bracket	I.D. = 1.575" (40mm)	DS-6532	
		Wing Shaped Bracket	I.D. = 1.575" (40mm)	DS-6516	
	2007-09	Round Housing	I.D. = 1.575" (40mm)	DS-6516	

Drive Shaft Center Supports

Models	Years	Shaft Type / Series	Bearing Inside Diameter	Part No. Complete Assembly	Part No. Bushing Only
DODGE TRUCK (continued)					
RAM 2500 PICKUP	2007-09	Square Housing; 1.575" Bearing ID (40mm)	1.575" Bearing I.D. (40mm)	DS-6509	
	2005-06	Square Housing; 1.378" Bearing ID (35mm)	1.378" Bearing ID (35mm)	DS-6079	
		Square Housing; 1.575" Bearing ID (40mm)	1.575" Bearing I.D. (40mm)	DS-6509	
		U-Shaped Housing	I.D. = 1.5748 - 1.5743" (40)	DS-6071	
	2003-04	Square Housing; 1.378" Bearing ID (35mm)	1.378" Bearing ID (35mm)	DS-6079	
		Square Housing; 1.575" Bearing ID (40mm)	1.575" Bearing I.D. (40mm)	DS-6509	
	1994-02	Spicer 1260, 1410	I.D. = 1.3780 - 1.3775"	DS-6056	DS-6027
		Spicer 1480, 1550	I.D. = 1.5748 - 1.5743"	DS-6038	
		Spicer 1610, 1650	I.D. = 1.7717 - 1.7712"	DS-6040	
		Spicer 1700, 1710	I.D. = 1.9685 - 1.9680"	DS-6048	
Spicer 1800, 1850		I.D. = 2.3622 - 2.3616"	DS-6049		
RAM 3500 PICKUP	2010	Horseshoe Style Bracket	I.D. = 1.575" (40mm)	DS-6532	
		Wing Shaped Bracket	I.D. = 1.575" (40mm)	DS-6516	
	2007-09	Round Housing	I.D. = 1.575" (40mm)	DS-6516	
		Square Housing; 1.575" Bearing ID (40mm)	1.575" Bearing I.D. (40mm)	DS-6509	
	2005-06	Square Housing; 1.378" Bearing ID (35mm)	1.378" Bearing ID (35mm)	DS-6079	
		Square Housing; 1.575" Bearing ID (40mm)	1.575" Bearing I.D. (40mm)	DS-6509	
		U-Shaped Housing	I.D. = 1.5748 - 1.5743" (40)	DS-6071	
	2003-04	Square Housing; 1.378" Bearing ID (35mm)	1.378" Bearing ID (35mm)	DS-6079	
		Square Housing; 1.575" Bearing ID (40mm)	1.575" Bearing I.D. (40mm)	DS-6509	
	1994-02	Spicer 1260, 1410	I.D. = 1.3780 - 1.3775"	DS-6056	DS-6027
		Spicer 1480, 1550	I.D. = 1.5748 - 1.5743"	DS-6038	
		Spicer 1610, 1650	I.D. = 1.7717 - 1.7712"	DS-6040	
		Spicer 1700, 1710	I.D. = 1.9685 - 1.9680"	DS-6048	
Spicer 1800, 1850		I.D. = 2.3622 - 2.3616"	DS-6049		
DODGE VAN					
RAM 1500 VAN	2002-03		1.378" Bearing ID (35mm)	DS-6079	
RAM 2500 VAN	2003		1.378" Bearing ID (35mm)	DS-6079	
RAM 3500 VAN	1999-03	Square Housing	1.378" Bearing ID (35mm)	DS-6079	
SPRINTER 2500	2007-09	1-Piece Shaft; w/ Shims		DS-6505	
		1-Piece Shaft; w/o Shims		DS-6504	
		2- & 3-Piece Shaft; w/ Shims Slider Section		DS-6507	
		2- & 3-Piece Shaft; w/o Shims Slider Section		DS-6506	
	2003-06			DS-6078	
SPRINTER 3500	2007-09	1-Piece Shaft; w/ Shims		DS-6505	
		1-Piece Shaft; w/o Shims		DS-6504	
		2- & 3-Piece Shaft; w/ Shims Slider Section		DS-6507	
		2- & 3-Piece Shaft; w/o Shims Slider Section		DS-6506	
	2003-06			DS-6078	

Drive Shaft Center Supports

Models	Years	Shaft Type / Series	Bearing Inside Diameter	Part No. Complete Assembly	Part No. Bushing Only
FORD SPORT UTILITY					
ESCAPE	2001-07			DS-6076	
FORD TRUCK					
F-150 PICKUP	2002-04	U-Shaped Bracket; w/o Studs w/o Spacer Block	I.D. = 1.5748 - 1.5743"	DS-6056	
	1997-01	U-Shaped Bracket; w/o Studs w/ Spacer Block	I.D. = 1.378" (35mm)	DS-6531	
		U-Shaped Bracket; w/o Studs w/o Spacer Block	I.D. = 1.5748 - 1.5743"	DS-6056	
F-250 PICKUP	1999-04	U-Shaped; 2.50" Centerline	I.D. = 1.575" (40mm)	DS-6501	
F-250 SUPER DUTY PIC	2007-12	U-Shaped; 2.25" Centerline	I.D. = 1.5748 - 1.5743"	DS-6038	
		U-Shaped; 2.70" Centerline	I.D. = 1.575" (40mm)	DS-6502	
	2006	U-Shaped; 2.25" Centerline	I.D. = 1.5748 - 1.5743"	DS-6038	
	2005	U-Shaped; 2.25" Centerline	I.D. = 1.5748 - 1.5743"	DS-6038	
		U-Shaped; 2.70" Centerline	I.D. = 1.575" (40mm)	DS-6502	
	2003-04	U-Shaped; 2.25" Centerline	I.D. = 1.5748 - 1.5743"	DS-6038	
		U-Shaped; 2.50" Centerline	I.D. = 1.575" (40mm)	DS-6501	
		U-Shaped; 2.70" Centerline	I.D. = 1.575" (40mm)	DS-6502	
	1999-02	U-Shaped; 2.25" Centerline	I.D. = 1.5748 - 1.5743"	DS-6038	
		U-Shaped; 2.50" Centerline	I.D. = 1.575" (40mm)	DS-6501	
F-350 SUPER DUTY PIC	2008-15	Round Shape; 1.65" Centerline	I.D. = 1.575" (40mm)	DS-6536	
		Round Shape; 2.20" Centerline	I.D. = 1.575" (40mm)	DS-6533	
		Round Shape; 2.50" Centerline	I.D. = 1.575" (40mm)	DS-6535	
		Round Shape; 2.65" Centerline	I.D. = 1.575" (40mm)	DS-6534	
		U-Shaped; 2.70" Centerline	I.D. = 1.575" (40mm)	DS-6502	
	2004-07	U-Shaped; 2.25" Centerline	I.D. = 1.5748 - 1.5743"	DS-6038	
		U-Shaped; 2.70" Centerline	I.D. = 1.575" (40mm)	DS-6502	
	1999-02	U-Shaped; 2.25" Centerline	I.D. = 1.5748 - 1.5743"	DS-6038	
		U-Shaped; 2.50" Centerline	I.D. = 1.575" (40mm)	DS-6501	
	FORD VAN				
E-250 ECONOLINE	2004-05	U-Shaped; 2.25" Centerline	I.D. = 1.5748 - 1.5743"	DS-6038	
E-350 SUPER DUTY	2004-10	U-Shaped; 2.25" Centerline	I.D. = 1.5748 - 1.5743"	DS-6038	
FORD MEDIUM/HEAVY DUTY					
E-450 SUPER DUTY	2000-13	U-Shaped; 2.25" Centerline	I.D. = 1.5748 - 1.5743"	DS-6038	
F-450 SUPER DUTY PIC	2011-14	U-Shaped; 2.70" Centerline	I.D. = 1.575" (40mm)	DS-6502	
	2006-07	U-Shaped; 2.25" Centerline	I.D. = 1.5748 - 1.5743"	DS-6038	
	2004-05	U-Shaped; 2.25" Centerline	I.D. = 1.5748 - 1.5743"	DS-6038	
		U-Shaped; 2.70" Centerline	I.D. = 1.575" (40mm)	DS-6502	
	1999-03	U-Shaped; 2.25" Centerline	I.D. = 1.5748 - 1.5743"	DS-6038	
F-550 SUPER DUTY PIC	1999-07	U-Shaped; 2.25" Centerline	I.D. = 1.5748 - 1.5743"	DS-6038	
FREIGHTLINER					
SPRINTER 2500	2007-09	1-Piece Shaft; w/ Shims		DS-6505	
		1-Piece Shaft; w/o Shims		DS-6504	
		2- & 3-Piece Shaft; w/ Shims Slider Section		DS-6507	
		2- & 3-Piece Shaft; w/o Shims Slider Section		DS-6506	
SPRINTER 3500	2007-09	1-Piece Shaft; w/ Shims		DS-6505	
		1-Piece Shaft; w/o Shims		DS-6504	
		2- & 3-Piece Shaft; w/ Shims Slider Section		DS-6507	
		2- & 3-Piece Shaft; w/o Shims Slider Section		DS-6506	

Drive Shaft Center Supports

Models	Years	Shaft Type / Series	Bearing Inside Diameter	Part No. Complete Assembly	Part No. Bushing Only
GMC SPORT UTILITY					
ENVOY	2002-03		1.378" Bearing ID (35mm)	DS-6079	
ENVOY XL / XUV	2002-03		1.378" Bearing ID (35mm)	DS-6079	
JIMMY	1995-05	Spicer 1280 - 1310 - 1410 (Square Housing)	1.378" Bearing ID (35mm)	DS-6079	
S15 JIMMY	1994-04	Spicer 1280 - 1310 - 1410 (Square Housing)	1.378" Bearing ID (35mm)	DS-6079	
YUKON	2007-12	Octagon Shaped Assembly	I.D. = 1.5748 - 1.5743" (40)	DS-6092	
		U-Shaped Bracket; w/ Studs; w/ Spacer Block	I.D. = 1.575" (40mm)	DS-6064	
		U-Shaped Bracket; w/ Studs w/o Spacer Block	I.D. = 1.575" (40mm)	DS-6510	
		U-Shaped Bracket; w/o Studs	I.D. = 1.575" (40mm)	DS-6099	
	2000-06	Wing Shaped Bracket	I.D. = 1.37" (35mm)	DS-6063	
		U-Shaped Bracket; w/ Studs; w/ Spacer Block	I.D. = 1.575" (40mm)	DS-6064	
		U-Shaped Bracket; w/ Studs w/o Spacer Block	I.D. = 1.575" (40mm)	DS-6510	
		U-Shaped Bracket; w/o Studs	I.D. = 1.575" (40mm)	DS-6099	
		Wing Shaped Bracket	I.D. = 1.37" (35mm)	DS-6063	
YUKON XL 1500	2007-12	Octagon Shaped Assembly	I.D. = 1.5748 - 1.5743" (40)	DS-6092	
		U-Shaped Bracket; w/ Studs; w/ Spacer Block	I.D. = 1.575" (40mm)	DS-6064	
		U-Shaped Bracket; w/ Studs w/o Spacer Block	I.D. = 1.575" (40mm)	DS-6510	
		U-Shaped Bracket; w/o Studs	I.D. = 1.575" (40mm)	DS-6099	
	2000-06	Wing Shaped Bracket	I.D. = 1.37" (35mm)	DS-6063	
		U-Shaped Bracket; w/ Studs; w/ Spacer Block	I.D. = 1.575" (40mm)	DS-6064	
		U-Shaped Bracket; w/ Studs w/o Spacer Block	I.D. = 1.575" (40mm)	DS-6510	
		U-Shaped Bracket; w/o Studs	I.D. = 1.575" (40mm)	DS-6099	
		Wing Shaped Bracket	I.D. = 1.37" (35mm)	DS-6063	
YUKON XL 2500	2007-12	Octagon Shaped Assembly	I.D. = 1.5748 - 1.5743" (40)	DS-6092	
		U-Shaped Bracket; w/ Studs; w/ Spacer Block	I.D. = 1.575" (40mm)	DS-6064	
		U-Shaped Bracket; w/ Studs w/o Spacer Block	I.D. = 1.575" (40mm)	DS-6510	
		U-Shaped Bracket; w/o Studs	I.D. = 1.575" (40mm)	DS-6099	
	2000-06	Wing Shaped Bracket	I.D. = 1.37" (35mm)	DS-6063	
		U-Shaped Bracket; w/ Studs; w/ Spacer Block	I.D. = 1.575" (40mm)	DS-6064	
		U-Shaped Bracket; w/ Studs w/o Spacer Block	I.D. = 1.575" (40mm)	DS-6510	
		U-Shaped Bracket; w/o Studs	I.D. = 1.575" (40mm)	DS-6099	
		Wing Shaped Bracket	I.D. = 1.37" (35mm)	DS-6063	
GMC TRUCK					
C25/C2500 PICKUP	1988-00	Cleveland "O" Shaft	I.D. = 1.5748 - 1.5743"	DS-6053	DS-6027
		Spicer 1280-1310 End Yolk Style	I.D. = 1.1811 - 1.1807"	DS-6035	DS-6028
		Spicer 1280-1410 Slip Yolk Style	I.D. = 1.3780 - 1.3775"	DS-6056	DS-6027
		Spicer 1410, 1480	I.D. = 1.5748 - 1.5743"	DS-6038	
		Spicer 1550, 1650	I.D. = 1.7717 - 1.7712"	DS-6040	
		Spicer 1700, 1710	I.D. = 1.9685 - 1.9680"	DS-6048	
		Spicer 1800, 1850	I.D. = 2.3622 - 2.3616"	DS-6049	
C35/C3500 PICKUP	1988-00	Cleveland "O" Shaft	I.D. = 1.5748 - 1.5743"	DS-6053	DS-6027
		Spicer 1280-1310 End Yolk Style	I.D. = 1.1811 - 1.1807"	DS-6035	DS-6028

Drive Shaft Center Supports

Models	Years	Shaft Type / Series	Bearing Inside Diameter	Part No. Complete Assembly	Part No. Bushing Only
GMC TRUCK (continued)					
C35/C3500 PICKUP	1988-00	Spicer 1280-1410 Slip Yolk Style	I.D. = 1.3780 - 1.3775"	DS-6056	DS-6027
		Spicer 1410, 1480	I.D. = 1.5748 - 1.5743"	DS-6038	
		Spicer 1550, 1650	I.D. = 1.7717 - 1.7712"	DS-6040	
		Spicer 1700, 1710	I.D. = 1.9685 - 1.9680"	DS-6048	
		Spicer 1800, 1850	I.D. = 2.3622 - 2.3616"	DS-6049	
CANYON	2004-12			DS-6068	
K25/K2500 PICKUP	1988-00	Spicer 1280-1330	I.D. = 1.3780 - 1.3775"	DS-6056	DS-6027
		Spicer 1410, 1480	I.D. = 1.5748 - 1.5743"	DS-6038	
K35/K3500 PICKUP	1988-00	Spicer 1280-1330	I.D. = 1.3780 - 1.3775"	DS-6056	DS-6027
		Spicer 1410, 1480	I.D. = 1.5748 - 1.5743"	DS-6038	
SIERRA 1500	2008-12	Octagon Shaped Assembly	I.D = 1.575" (40mm)	DS-6510	DS-6092
		U-Shaped Bracket; w/ Studs w/o Spacer Block	I.D. = 1.5748 - 1.5743" (40	DS-6071	
	1999-07	U-Shaped Bracket; w/ Studs; w/ Spacer Block	I.D. = 1.575" (40mm)	DS-6064	
		U-Shaped Bracket; w/ Studs w/o Spacer Block	I.D = 1.575" (40mm)	DS-6510	
		U-Shaped Bracket; w/o Studs	I.D. = 1.575" (40mm)	DS-6099	
		Wing Shaped Bracket	I.D. = 1.37" (35mm)	DS-6063	
SIERRA 1500 CLASSIC	2007	U-Shaped Bracket; w/ Studs; w/ Spacer Block	I.D. = 1.575" (40mm)	DS-6064	
		U-Shaped Bracket; w/ Studs w/o Spacer Block	I.D = 1.575" (40mm)	DS-6510	
		U-Shaped Bracket; w/o Studs	I.D. = 1.575" (40mm)	DS-6099	
		Wing Shaped Bracket	I.D. = 1.37" (35mm)	DS-6063	
SIERRA 1500 HD	2005-06	U-Shaped Bracket; w/ Studs; w/ Spacer Block	I.D. = 1.575" (40mm)	DS-6064	
		U-Shaped Bracket; w/ Studs w/o Spacer Block	I.D = 1.575" (40mm)	DS-6510	
		U-Shaped Bracket; w/o Studs	I.D. = 1.575" (40mm)	DS-6099	
		Wing Shaped Bracket	I.D. = 1.37" (35mm)	DS-6063	
	2001-03	U-Shaped Bracket; w/ Studs; w/ Spacer Block	I.D. = 1.575" (40mm)	DS-6064	
		U-Shaped Bracket; w/ Studs w/o Spacer Block	I.D = 1.575" (40mm)	DS-6510	
		U-Shaped Bracket; w/o Studs	I.D. = 1.575" (40mm)	DS-6099	
		Wing Shaped Bracket	I.D. = 1.37" (35mm)	DS-6063	
SIERRA 1500 HD CLAS	2007	U-Shaped Bracket; w/ Studs; w/ Spacer Block	I.D. = 1.575" (40mm)	DS-6064	
		U-Shaped Bracket; w/ Studs w/o Spacer Block	I.D = 1.575" (40mm)	DS-6510	
		U-Shaped Bracket; w/o Studs	I.D. = 1.575" (40mm)	DS-6099	
		Wing Shaped Bracket	I.D. = 1.37" (35mm)	DS-6063	
SIERRA 2500	1999-04	U-Shaped Bracket; w/ Studs; w/ Spacer Block	I.D. = 1.575" (40mm)	DS-6064	
		U-Shaped Bracket; w/ Studs w/o Spacer Block	I.D = 1.575" (40mm)	DS-6510	
		U-Shaped Bracket; w/o Studs	I.D. = 1.575" (40mm)	DS-6099	
		Wing Shaped Bracket	I.D. = 1.37" (35mm)	DS-6063	
SIERRA 2500 HD	2008-12	Octagon Shaped Assembly	I.D = 1.575" (40mm)	DS-6510	DS-6092
		U-Shaped Bracket; w/ Studs w/o Spacer Block	I.D. = 1.5748 - 1.5743" (40	DS-6071	
	2001-07	U-Shaped Bracket; w/ Studs; w/ Spacer Block	I.D. = 1.575" (40mm)	DS-6064	
		U-Shaped Bracket; w/ Studs w/o Spacer Block	I.D = 1.575" (40mm)	DS-6510	
		U-Shaped Bracket; w/o Studs	I.D. = 1.575" (40mm)	DS-6099	

Drive Shaft Center Supports

Models	Years	Shaft Type / Series	Bearing Inside Diameter	Part No. Complete Assembly	Part No. Bushing Only
GMC TRUCK (continued)					
SIERRA 2500 HD	2001-07	Wing Shaped Bracket	I.D. = 1.37" (35mm)	DS-6063	
SIERRA 2500 HD CLAS	2007	U-Shaped Bracket; w/ Studs; w/ Spacer Block	I.D. = 1.575" (40mm)	DS-6064	
		U-Shaped Bracket; w/ Studs w/o Spacer Block	I.D. = 1.575" (40mm)	DS-6510	
		U-Shaped Bracket; w/o Studs	I.D. = 1.575" (40mm)	DS-6099	
		Wing Shaped Bracket	I.D. = 1.37" (35mm)	DS-6063	
SIERRA 3500	2001-06	U-Shaped Bracket; w/ Studs; w/ Spacer Block	I.D. = 1.575" (40mm)	DS-6064	
		U-Shaped Bracket; w/ Studs w/o Spacer Block	I.D. = 1.575" (40mm)	DS-6510	
		U-Shaped Bracket; w/o Studs	I.D. = 1.575" (40mm)	DS-6099	
		Wing Shaped Bracket	I.D. = 1.37" (35mm)	DS-6063	
SIERRA 3500 CLASSIC	2007	U-Shaped Bracket; w/ Studs; w/ Spacer Block	I.D. = 1.575" (40mm)	DS-6064	
		U-Shaped Bracket; w/ Studs w/o Spacer Block	I.D. = 1.575" (40mm)	DS-6510	
		U-Shaped Bracket; w/o Studs	I.D. = 1.575" (40mm)	DS-6099	
		Wing Shaped Bracket	I.D. = 1.37" (35mm)	DS-6063	
SIERRA 3500 HD	2011-19	Octagon Shaped Assembly			DS-6092
	2008-10	Octagon Shaped Assembly	I.D. = 1.575" (40mm)	DS-6510	DS-6092
		U-Shaped Bracket; w/ Studs w/o Spacer Block	I.D. = 1.5748 - 1.5743" (40	DS-6071	
SONOMA	1994-04	Spicer 1280 - 1310 - 1410 (Square Housing)	1.378" Bearing ID (35mm)	DS-6079	
GMC VAN					
SAVANA 1500	1999-12	U-Shaped Bracket; w/ Studs w/o Spacer Block	I.D. = 1.575" (40mm)	DS-6510	
SAVANA 2500	2010-15	Octagon Shaped Assembly	I.D. = 1.5748 - 1.5743" (40	DS-6092	
		U-Shaped Bracket; w/ Studs w/o Spacer Block	I.D. = 1.575" (40mm)	DS-6510	
		U-Shaped Bracket; w/o Studs	I.D. = 1.575" (40mm)	DS-6099	
	1997-09	U-Shaped Bracket; w/ Studs w/o Spacer Block	I.D. = 1.575" (40mm)	DS-6510	
SAVANA 3500	2010-15	U-Shaped Bracket; w/o Studs	I.D. = 1.575" (40mm)	DS-6099	
		Octagon Shaped Assembly	I.D. = 1.5748 - 1.5743" (40	DS-6092	
		U-Shaped Bracket; w/ Studs w/o Spacer Block	I.D. = 1.575" (40mm)	DS-6510	
	1997-09	U-Shaped Bracket; w/o Studs	I.D. = 1.575" (40mm)	DS-6099	
		U-Shaped Bracket; w/ Studs w/o Spacer Block	I.D. = 1.575" (40mm)	DS-6510	
		U-Shaped Bracket; w/o Studs	I.D. = 1.575" (40mm)	DS-6099	
GMC MEDIUM/HEAVY DUTY TRUCK					
SAVANA 4500	2009-15	Octagon Shaped Assembly	I.D. = 1.5748 - 1.5743" (40	DS-6092	
HONDA SPORT UTILITY					
CR-V	2002-06			DS-6069	
	1997-01			DS-5235	
HYUNDAI SPORT UTILITY					
SANTA FE	2001-06			DS-6514	
TUCSON	2006-09		I.D. = 1.102" (28mm)	DS-6515	

Drive Shaft Center Supports

Models	Years	Shaft Type / Series	Bearing Inside Diameter	Part No. Complete Assembly	Part No. Bushing Only
INFINITI PASSENGER CAR					
G25	2011-12			DS-8474	
G35	2003-08			DS-8474	
G37	2008-12			DS-8474	
M35	2006			DS-8474	
M45	2006-07			DS-8474	
INFINITI SPORT UTILITY					
FX35	2003-07			DS-8474	
FX45	2003-08		I.D. = 1.378" (35mm)	DS-6518	
INTERNATIONAL MEDIUM/HEAVY DUTY TRUCK					
4000 Series	2002	Cleveland "R" & "S" Shaft	I.D. = 1.3740 - 1.3745"	DS-6050	
		Cleveland "U" Shaft		DS-6052	
		Spicer 1260	I.D. = 1.1811 - 1.1807"	DS-6035	
		Spicer 1280 - 1310 - 1410 & Cleveland S55	I.D. = 1.3780 - 1.3775"	DS-6056	
		Spicer 1480 - 1550 & Mechanics 6C	I.D. = 1.5748 - 1.5743"	DS-6038	
		Spicer 1610 - 1650 & Mechanics 7C	I.D. = 1.7717 - 1.7712"	DS-6040	
		Spicer 1700 - 1710 & Mechanics 8C	I.D. = 1.9685 - 1.9680"	DS-6048	
		Spicer 1800 - 1850	I.D. = 2.3622 - 2.3616"	DS-6049	
3000 Series	1996-02	Cleveland "R" & "S" Shaft	I.D. = 1.3740 - 1.3745"	DS-6050	
		Cleveland "U" Shaft		DS-6052	
		Spicer 1260	I.D. = 1.1811 - 1.1807"	DS-6035	
		Spicer 1280 - 1310 - 1410 & Cleveland S55	I.D. = 1.3780 - 1.3775"	DS-6056	
		Spicer 1480 - 1550 & Mechanics 6C	I.D. = 1.5748 - 1.5743"	DS-6038	
		Spicer 1610 - 1650 & Mechanics 7C	I.D. = 1.7717 - 1.7712"	DS-6040	
		Spicer 1700 - 1710 & Mechanics 8C	I.D. = 1.9685 - 1.9680"	DS-6048	
		Spicer 1800 - 1850	I.D. = 2.3622 - 2.3616"	DS-6049	
2000 Series	1990-02	Cleveland "R" & "S" Shaft	I.D. = 1.3740 - 1.3745"	DS-6050	
		Cleveland "U" Shaft		DS-6052	
		Spicer 1260	I.D. = 1.1811 - 1.1807"	DS-6035	
		Spicer 1280 - 1310 - 1410 & Cleveland S55	I.D. = 1.3780 - 1.3775"	DS-6056	
		Spicer 1480 - 1550 & Mechanics 6C	I.D. = 1.5748 - 1.5743"	DS-6038	
		Spicer 1610 - 1650 & Mechanics 7C	I.D. = 1.7717 - 1.7712"	DS-6040	
		Spicer 1700 - 1710 & Mechanics 8C	I.D. = 1.9685 - 1.9680"	DS-6048	
		Spicer 1800 - 1850	I.D. = 2.3622 - 2.3616"	DS-6049	
1000 Series	1986-02	Cleveland "R" & "S" Shaft	I.D. = 1.3740 - 1.3745"	DS-6050	
		Cleveland "U" Shaft		DS-6052	
		Spicer 1260	I.D. = 1.1811 - 1.1807"	DS-6035	
		Spicer 1280 - 1310 - 1410 & Cleveland S55	I.D. = 1.3780 - 1.3775"	DS-6056	
		Spicer 1480 - 1550 & Mechanics 6C	I.D. = 1.5748 - 1.5743"	DS-6038	
		Spicer 1610 - 1650 & Mechanics 7C	I.D. = 1.7717 - 1.7712"	DS-6040	
		Spicer 1700 - 1710 & Mechanics 8C	I.D. = 1.9685 - 1.9680"	DS-6048	
		Spicer 1800 - 1850	I.D. = 2.3622 - 2.3616"	DS-6049	

Drive Shaft Center Supports

Models	Years	Shaft Type / Series	Bearing Inside Diameter	Part No. Complete Assembly	Part No. Bushing Only
ISUZU TRUCK					
I-290	2007-08			DS-6068	
I-370	2007-08			DS-6068	
I-280	2006			DS-6068	
I-350	2006			DS-6068	
KIA SPORT UTILITY					
SORENTO	2003-06	4WD	I.D. = 1.181" (30mm)	DS-6524	
		RWD, Auto		DS-6077	
SPORTAGE	2005-10		I.D. = 1.102" (28mm)	DS-6515	
LEXUS PASSENGER CAR					
GS F	2016-18		I.D. = 1.181" (30mm)	DS-6519	
GS300	2006			DS-6098	
	1999-05			DS-6085	
GS350	2013-15	AWD		DS-6098	
		RWD	I.D. = 1.181" (30mm)	DS-6519	
	2007-11	AWD		DS-6098	
		RWD	I.D. = 1.181" (30mm)	DS-6519	
GS400	1998-00			DS-6085	
GS430	2006-07		I.D. = 1.181" (30mm)	DS-6519	
	2001-05			DS-6085	
GS450H	2013-18		I.D. = 1.181" (30mm)	DS-6519	
	2007-11		I.D. = 1.181" (30mm)	DS-6519	
GS460	2008-11		I.D. = 1.181" (30mm)	DS-6519	
IS F	2008-14		I.D. = 1.181" (30mm)	DS-6519	
IS200T	2016-17		I.D. = 1.181" (30mm)	DS-6519	
IS250	2006-14			DS-6098	
IS300	2001-05			DS-6086	
IS350	2011-14	AWD		DS-6098	
LS400	1995-00			DS-6086	
LS430	2001-06			DS-6085	
LS600H	2008-14		I.D. = 1.181" (30mm)	DS-6519	
LS460	2007-16		I.D. = 1.181" (30mm)	DS-6519	
RC F	2015-16		I.D. = 1.181" (30mm)	DS-6519	
RC200T	2016		I.D. = 1.181" (30mm)	DS-6519	
RC350	2015	AWD		DS-6098	
		RWD	I.D. = 1.181" (30mm)	DS-6519	
SC430	2002-10			DS-6085	
LEXUS SPORT UTILITY					
RX300	1999-00	Front		DS-6070	
MAZDA SPORT UTILITY					
TRIBUTE	2001-06			DS-6076	
MERCEDES-BENZ PASSENGER CAR					
C230	2002			DS-6520	
C55 AMG	2005-07			DS-6520	
CLK55 AMG	2003-06			DS-6520	
CLK63 AMG	2007-09			DS-6520	
SLK55 AMG	2005-10			DS-6520	
MERCEDES-BENZ SPORT UTILITY					
ML320	2007-09		I.D. = 1.181" (30mm)	DS-6513	
	1998-03		I.D. = 1.181" (30mm)	DS-6513	
ML350	2003-12		I.D. = 1.181" (30mm)	DS-6513	
ML430	1998-01		I.D. = 1.181" (30mm)	DS-6513	
ML450	2010-11		I.D. = 1.181" (30mm)	DS-6513	
ML500	2002-07		I.D. = 1.181" (30mm)	DS-6513	
ML550	2008-12		I.D. = 1.181" (30mm)	DS-6513	

Drive Shaft Center Supports






Models	Years	Shaft Type / Series	Bearing Inside Diameter	Part No. Complete Assembly	Part No. Bushing Only
MERCEDES-BENZ SPORT UTILITY (continued)					
ML55 AMG	2000-03		I.D. = 1.181" (30mm)	DS-6513	
ML63 AMG	2007-12		I.D. = 1.181" (30mm)	DS-6513	
MERCEDES-BENZ VAN					
SPRINTER	2004-06	Mexico; *		DS-6521	
SPRINTER 2500	2010-13	1-Piece Shaft; w/ Shims		DS-6505	
		1-Piece Shaft; w/o Shims		DS-6504	
		2- & 3-Piece Shaft; w/ Shims Slider Section		DS-6507	
		2- & 3-Piece Shaft; w/o Shims Slider Section		DS-6506	
SPRINTER 3500	2010-13	1-Piece Shaft; w/ Shims		DS-6505	
		1-Piece Shaft; w/o Shims		DS-6504	
		2- & 3-Piece Shaft; w/ Shims Slider Section		DS-6507	
		2- & 3-Piece Shaft; w/o Shims Slider Section		DS-6506	
MERCURY SPORT UTILITY					
MARINER	2005-07			DS-6076	
NISSAN SPORT UTILITY					
PATHFINDER	1996-04	2WD		DS-8474	
XTERRA	2000-04			DS-8474	
NISSAN TRUCK					
FRONTIER	2005-12		I.D. = 1.5748 - 1.5743" (40	DS-6071	
	1998-04	2WD		DS-8474	
		4WD		DS-8473	
TITAN	2004-15	RWD	I.D. = 1.5748 - 1.5743" (40	DS-6071	
PONTIAC SPORT UTILITY					
TORRENT	2006-09	AWD		DS-6066	
PORSCHE SUV					
CAYENNE	2008-10			DS-6042	
	2003-06			DS-6042	
RAM TRUCK					
2500 PICKUP	2010-12	Horsehoe Style Bracket	I.D. = 1.575" (40mm)	DS-6532	
		Wing Shaped Bracket	I.D. = 1.575" (40mm)	DS-6516	
3500 PICKUP	2011-12	Horsehoe Style Bracket	I.D. = 1.575" (40mm)	DS-6532	
		Wing Shaped Bracket	I.D. = 1.575" (40mm)	DS-6516	
SATURN SUV					
VUE	2002-07	AWD		DS-6066	
TOYOTA SPORT UTILITY					
RAV4	2006-15			DS-6546	
	2001-05			DS-6072	
	1996-00			DS-5230	
TOYOTA TRUCK					
TACOMA	1995-15	2WD		DS-5225	
		4WD		DS-5227	
TUNDRA	2000-21	2WD		DS-5225	
		4WD		DS-5227	

Drive Shaft Center Supports

Models	Years	Shaft Type / Series	Bearing Inside Diameter	Part No. Complete Assembly	Part No. Bushing Only
TOYOTA VAN					
SIENNA	2004-14			DS-5229	
VOLKSWAGEN SPORT UTILITY					
TOUAREG	2004-12			DS-6042	

BUYER'S GUIDE

NUMERICAL LISTING - ILLUSTRATIONS

 <p>DS-5225 ASSEMBLY</p> <p>TOYOTA TRUCK 2000-21</p>	 <p>DS-5230 ASSEMBLY</p> <p>TOYOTA SPORT UTILITY 2000</p>	 <p>DS-6027 BUSHINGS</p> <p>CHEVROLET TRUCK 1988-00 DODGE TRUCK 1994-02 GMC TRUCK 1988-00</p>	 <p>DS-6037 ASSEMBLY</p> <p>BMW PASSENGER CAR 2007-13</p>
 <p>DS-5227 ASSEMBLY</p> <p>TOYOTA TRUCK 2000-21</p>	 <p>DS-5235 ASSEMBLY</p> <p>HONDA SPORT UTILITY 2000-01</p>	 <p>DS-6028 BUSHINGS</p> <p>CHEVROLET TRUCK 1988-00 GMC TRUCK 1988-00</p>	 <p>DS-6038 ASSEMBLY</p> <p>CHEVROLET TRUCK 1988-00 DODGE TRUCK 1994-02 FORD MEDIUM/HEAVY DUTY 1999-13 FORD TRUCK 1997-12 FORD VAN 2004-10 GMC TRUCK 1988-00 INTERNATIONAL MEDIUM/HEAVY DUTY TRUCK 1990-02</p>
 <p>DS-5228 ASSEMBLY FRONT</p> <p>LEXUS SPORT UTILITY 2001-13 TOYOTA SPORT UTILITY 2001-13</p>	 <p>DS-5236 ASSEMBLY</p> <p>BMW PASSENGER CAR 2004-10 BMW SPORT UTILITY 2004-10</p>	 <p>DS-6035 ASSEMBLY</p> <p>CHEVROLET TRUCK 1988-00 GMC TRUCK 1988-00 INTERNATIONAL MEDIUM/HEAVY DUTY TRUCK 1990-02</p>	 <p>DS-6040 ASSEMBLY</p> <p>CHEVROLET TRUCK 1988-00 DODGE TRUCK 1994-02 GMC TRUCK 1988-00 INTERNATIONAL MEDIUM/HEAVY DUTY TRUCK 1990-02</p>
 <p>DS-5229 ASSEMBLY REAR</p> <p>LEXUS SPORT UTILITY 2001-13 TOYOTA SPORT UTILITY 2001-13</p> <p>ASSEMBLY</p> <p>TOYOTA VAN 2004-14</p>	 <p>DS-6024 ASSEMBLY</p> <p>BMW PASSENGER CAR 2004-17 BMW SPORT UTILITY 2012-15</p>		

BUYER'S GUIDE

NUMERICAL LISTING - ILLUSTRATIONS

 <p style="text-align: center;">DS-6042 ASSEMBLY</p> <p>AUDI SPORTS UTILITY 2007-12 PORSCHE SUV 2003-10 VOLKSWAGEN SPORT UTILITY 2004-12</p>	 <p style="text-align: center;">DS-6050 ASSEMBLY</p> <p>INTERNATIONAL MEDIUM/HEAVY DUTY TRUCK 1990-02</p>	<p>DS-6056 (Continued)</p> <p>GMC TRUCK 1988-00 INTERNATIONAL MEDIUM/HEAVY DUTY TRUCK 1990-02</p>  <p style="text-align: center;">DS-6063 ASSEMBLY</p> <p>CHEVROLET SPORT UTILITY 2000-12 CHEVROLET TRUCK 2000-07 GMC SPORT UTILITY 2000-12 GMC TRUCK 1999-07</p>	 <p style="text-align: center;">DS-6066 ASSEMBLY</p> <p>CHEVROLET SPORT UTILITY 2005-09 PONTIAC SPORT UTILITY 2006-09 SATURN SUV 2002-07</p>
 <p style="text-align: center;">DS-6048 ASSEMBLY</p> <p>CHEVROLET TRUCK 1988-00 DODGE TRUCK 1994-02 GMC TRUCK 1988-00 INTERNATIONAL MEDIUM/HEAVY DUTY TRUCK 1990-02</p>	 <p style="text-align: center;">DS-6052 ASSEMBLY</p> <p>INTERNATIONAL MEDIUM/HEAVY DUTY TRUCK 1990-02</p>	 <p style="text-align: center;">DS-6064 ASSEMBLY</p> <p>CHEVROLET SPORT UTILITY 2000-12 CHEVROLET TRUCK 2000-07 GMC SPORT UTILITY 2000-12 GMC TRUCK 1999-07</p>	 <p style="text-align: center;">DS-6068 ASSEMBLY</p> <p>CHEVROLET TRUCK 2004-12 GMC TRUCK 2004-12 ISUZU TRUCK 2006-08</p>
 <p style="text-align: center;">DS-6049 ASSEMBLY</p> <p>CHEVROLET TRUCK 1988-00 DODGE TRUCK 1994-02 GMC TRUCK 1988-00 INTERNATIONAL MEDIUM/HEAVY DUTY TRUCK 1990-02</p>	 <p style="text-align: center;">DS-6053 ASSEMBLY</p> <p>CHEVROLET TRUCK 1988-00 GMC TRUCK 1988-00</p>	 <p style="text-align: center;">DS-6065 ASSEMBLY</p> <p>DODGE TRUCK 2000-02</p>	 <p style="text-align: center;">DS-6069 ASSEMBLY</p> <p>HONDA SPORT UTILITY 2002-06</p>
 <p style="text-align: center;">DS-6056 ASSEMBLY</p> <p>CHEVROLET TRUCK 1988-04 DODGE TRUCK 1994-02 FORD TRUCK 2000-04</p> <p style="text-align: center;">(Continued Next Column)</p>	<p style="text-align: center;">DS-6070 (NEW) ASSEMBLY</p> <p>LEXUS SPORT UTILITY 2000</p>		

BUYER'S GUIDE

NUMERICAL LISTING - ILLUSTRATIONS

 <p style="text-align: center;">DS-6071 ASSEMBLY</p> <p>CHEVROLET TRUCK 2008-12 DODGE TRUCK 2003-06 GMC TRUCK 2008-12 NISSAN TRUCK 2004-15</p>	 <p style="text-align: center;">DS-6078 ASSEMBLY</p> <p>DODGE VAN 2003-06</p>	 <p style="text-align: center;">DS-6092 ASSEMBLY</p> <p>CADILLAC SPORT UTILITY 2007-12 CHEVROLET MEDIUM/HEAVY DUTY TRUCK 2010-15 CHEVROLET SPORT UTILITY ... 2007-12</p> <p style="text-align: center;">BUSHINGS</p> <p>CHEVROLET TRUCK 2008-19</p> <p style="text-align: center;">ASSEMBLY</p> <p>CHEVROLET VAN 2010-15 GMC MEDIUM/HEAVY DUTY TRUCK 2009-15 GMC SPORT UTILITY 2007-12</p> <p style="text-align: center;">BUSHINGS</p> <p>GMC TRUCK 2008-19</p> <p style="text-align: center;">ASSEMBLY</p> <p>GMC VAN 2010-15</p>	 <p style="text-align: center;">DS-6099 ASSEMBLY</p> <p>CADILLAC SPORT UTILITY 2000-06 CHEVROLET SPORT UTILITY ... 2000-12 CHEVROLET TRUCK 2000-07 CHEVROLET VAN 1997-15 GMC SPORT UTILITY 2000-12 GMC TRUCK 1999-07 GMC VAN 1997-15</p>
 <p style="text-align: center;">DS-6072 ASSEMBLY</p> <p>TOYOTA SPORT UTILITY 2001-05</p>	 <p style="text-align: center;">DS-6079 ASSEMBLY</p> <p>CHEVROLET SPORT UTILITY ... 2000-05 CHEVROLET TRUCK 2000-04 DODGE TRUCK 2000-10 DODGE VAN 1999-03 GMC SPORT UTILITY 1994-05 GMC TRUCK 2000-04</p>	 <p style="text-align: center;">DS-6095 ASSEMBLY</p> <p>BMW SPORT UTILITY 2000-07</p>	 <p style="text-align: center;">DS-6500 ASSEMBLY</p> <p>CHRYSLER PASSENGER CAR 2005-14 DODGE PASSENGER CAR 2005-13</p>
 <p style="text-align: center;">DS-6076 ASSEMBLY</p> <p>FORD SPORT UTILITY 2001-07 MAZDA SPORT UTILITY 2001-06 MERCURY SPORT UTILITY 2005-07</p>	 <p style="text-align: center;">DS-6085 ASSEMBLY</p> <p>LEXUS PASSENGER CAR 1998-10</p>	 <p style="text-align: center;">DS-6098 (NEW) ASSEMBLY</p> <p>LEXUS PASSENGER CAR 2006-15</p>	 <p style="text-align: center;">DS-6501 ASSEMBLY</p> <p>FORD TRUCK 1999-04</p>
 <p style="text-align: center;">DS-6077 ASSEMBLY</p> <p>KIA SPORT UTILITY 2003-06</p>	 <p style="text-align: center;">DS-6086 ASSEMBLY</p> <p>LEXUS PASSENGER CAR 1995-05</p>	 <p style="text-align: center;">DS-6502 ASSEMBLY</p> <p>FORD MEDIUM/HEAVY DUTY ... 2004-14 FORD TRUCK 2003-15</p>	

BUYER'S GUIDE

NUMERICAL LISTING - ILLUSTRATIONS

 <p style="text-align: center;">DS-6503 ASSEMBLY</p> <p>CADILLAC PASSENGER CAR 2003-11</p>	 <p style="text-align: center;">DS-6507 ASSEMBLY</p> <p>DODGE VAN 2007-09 FREIGHTLINER 2007-09 MERCEDES-BENZ VAN 2010-13</p>	 <p style="text-align: center;">DS-6512 ASSEMBLY REAR</p> <p>MITSUBISHI SPORT UTILITY 2003-06</p>	 <p style="text-align: center;">DS-6516 ASSEMBLY</p> <p>DODGE TRUCK 2007-10 RAM TRUCK 2010-12</p>
 <p style="text-align: center;">DS-6504 ASSEMBLY</p> <p>DODGE VAN 2007-09 FREIGHTLINER 2007-09 MERCEDES-BENZ VAN 2010-13</p>	 <p style="text-align: center;">DS-6509 ASSEMBLY</p> <p>DODGE TRUCK 2003-09</p>	 <p style="text-align: center;">DS-6513 (NEW) ASSEMBLY</p> <p>MERCEDES-BENZ SPORT UTILITY 1998-12</p>	 <p style="text-align: center;">DS-6517 ASSEMBLY</p> <p>BMW PASSENGER CAR 2004-10</p>
 <p style="text-align: center;">DS-6505 ASSEMBLY</p> <p>DODGE VAN 2007-09 FREIGHTLINER 2007-09 MERCEDES-BENZ VAN 2010-13</p>	 <p style="text-align: center;">DS-6510 ASSEMBLY</p> <p>CHEVROLET SPORT UTILITY 2000-12 CHEVROLET TRUCK 2000-12 CHEVROLET VAN 1997-15 GMC SPORT UTILITY 2000-12 GMC TRUCK 1999-12 GMC VAN 1997-15</p>	 <p style="text-align: center;">DS-6514 ASSEMBLY</p> <p>HYUNDAI SPORT UTILITY 2001-06</p>	 <p style="text-align: center;">DS-6518 (NEW) ASSEMBLY</p> <p>INFINITI SPORT UTILITY 2003-08</p>
 <p style="text-align: center;">DS-6506 ASSEMBLY</p> <p>DODGE VAN 2007-09 FREIGHTLINER 2007-09 MERCEDES-BENZ VAN 2010-13</p>	 <p style="text-align: center;">DS-6511 ASSEMBLY FRONT</p> <p>MITSUBISHI SPORT UTILITY 2003-06</p>	 <p style="text-align: center;">DS-6515 (NEW) ASSEMBLY</p> <p>HYUNDAI SPORT UTILITY 2006-09 KIA SPORT UTILITY 2005-10</p>	 <p style="text-align: center;">DS-6519 ASSEMBLY</p> <p>LEXUS PASSENGER CAR 2006-18</p>

BUYER'S GUIDE

NUMERICAL LISTING - ILLUSTRATIONS

 <p>DS-6520 ASSEMBLY</p> <p>MERCEDES-BENZ PASSENGER CAR 2002-10</p>	 <p>DS-6528 (NEW) ASSEMBLY</p> <p>BMW PASSENGER CAR 2002-08</p>	 <p>DS-6533 ASSEMBLY</p> <p>FORD TRUCK 2008-15</p>	 <p>DS-6540 (NEW) ASSEMBLY FRONT</p> <p>TOYOTA SPORT UTILITY 2009-15</p>
 <p>DS-6521 ASSEMBLY</p> <p>MERCEDES-BENZ VAN 2004-06</p>	 <p>DS-6529 (NEW) ASSEMBLY</p> <p>CADILLAC PASSENGER CAR 2008-14</p>	 <p>DS-6534 ASSEMBLY</p> <p>FORD TRUCK 2008-15</p>	 <p>DS-6541 (NEW) ASSEMBLY REAR</p> <p>TOYOTA SPORT UTILITY 2009-15</p>
 <p>DS-6524 ASSEMBLY</p> <p>KIA SPORT UTILITY 2003-06</p>	 <p>DS-6531 ASSEMBLY</p> <p>FORD TRUCK 2000-01</p>	 <p>DS-6535 ASSEMBLY</p> <p>FORD TRUCK 2008-15</p>	 <p>DS-6545 (NEW) ASSEMBLY</p> <p>BMW PASSENGER CAR 2001-06</p>
 <p>DS-6527 (NEW) ASSEMBLY</p> <p>BMW SPORT UTILITY 2008-17</p>	 <p>DS-6532 (NEW) ASSEMBLY</p> <p>DODGE TRUCK 2010 RAM TRUCK 2010-12</p>	 <p>DS-6536 ASSEMBLY</p> <p>FORD TRUCK 2008-15</p>	 <p>DS-6546 (NEW) ASSEMBLY</p> <p>TOYOTA SPORT UTILITY 2006-15</p>
			 <p>DS-6547 (NEW) ASSEMBLY</p> <p>CHEVROLET PASSENGER CAR 2011-16</p>

BUYER'S GUIDE

NUMERICAL LISTING - ILLUSTRATIONS

<p>DS-6548 (NEW) ASSEMBLY BMW PASSENGER CAR 2010-18</p>  <p>DS-8473 ASSEMBLY NISSAN TRUCK 2000-04</p>  <p>DS-8474 ASSEMBLY INFINITI PASSENGER CAR 2003-12 INFINITI SPORT UTILITY 2003-07 NISSAN SPORT UTILITY 2000-04 NISSAN TRUCK 2000-04</p> 	<p>EM-2394 MOUNT-TRANSMISSION Manual CHEVROLET SPORT UTILITY 1995-05</p>  <p>EM-2410 MOUNT-TRANSMISSION TOYOTA TRUCK 1998-04</p>  <p>EM-2421 MOUNT-ENGINE L & R Front VOLKSWAGEN PASSENGER CAR 2000-08 VOLKSWAGEN TRUCK 2000-07 VOLKSWAGEN VAN 1988-01</p> 	<p>EM-2436 MOUNT-ENGINE LH Front CHEVROLET PASSENGER CAR 2000-02</p>  <p>EM-2469 MOUNT-ENGINE L & R Front DODGE VAN 1999-03</p>  <p>EM-2557 MOUNT-TRANSMISSION MOUNT-TRANSMISSION Auto FORD MEDIUM/HEAVY DUTY 2000-13 FORD VAN 1988-13</p> 	<p>EM-2569 MOUNT-ENGINE LH Front JEEP SPORT UTILITY 2000</p>  <p>EM-2570 MOUNT-TRANSMISSION Auto JEEP SPORT UTILITY 2000</p>  <p>EM-2571 MOUNT-ENGINE RH Front JEEP SPORT UTILITY 2000</p>  <p>EM-2572 MOUNT-ENGINE L & R Front JEEP SPORT UTILITY 2000-01</p> 
---	--	--	---

BUYER'S GUIDE

NUMERICAL LISTING - ILLUSTRATIONS

 <p style="text-align: center;">EM-2621 MOUNT-ENGINE L & R Front</p> <p>CHEVROLET SPORT UTILITY 1995-02 CHEVROLET TRUCK 1988-00 CHEVROLET VAN 1996-02 GMC TRUCK 1988-00 GMC VAN 1996-02</p>	 <p style="text-align: center;">EM-2624 MOUNT-TRANSMISSION</p> <p>DODGE TRUCK 1997-03</p>	<p>EM-2638 (Continued)</p> <p style="text-align: center;">MOUNT-TRANSMISSION Manual</p> <p>GMC TRUCK 1988-14</p> <p style="text-align: center;">MOUNT-TRANSMISSION Auto</p> <p>GMC VAN 2003-05</p> <p style="text-align: center;">MOUNT-TRANSMISSION</p> <p>HUMMER 2003-06</p> <p style="text-align: center;">MOUNT-TRANSMISSION Auto</p> <p>ISUZU TRUCK 2000-06</p>	<p>EM-2651 (Continued)</p> <p>FORD PASSENGER CAR 2000-02</p>
 <p style="text-align: center;">EM-2622 MOUNT-ENGINE RH Rear</p> <p>FORD VAN 2000</p>	 <p style="text-align: center;">EM-2625 MOUNT-TRANSMISSION Auto</p> <p>JEEP SPORT UTILITY 2000-01</p>	 <p style="text-align: center;">EM-2639 MOUNT-TRANSMISSION Manual</p> <p>FORD SPORT UTILITY 1991-07 FORD TRUCK 1990-09 MAZDA TRUCK 1994-09</p> <p style="text-align: center;">MOUNT-TRANSMISSION</p> <p>MERCURY SPORT UTILITY 2000-01</p>	 <p style="text-align: center;">EM-2656 MOUNT-TRANSMISSION Manual</p> <p>DAEWOO PASSENGER CAR 2000-02</p>
 <p style="text-align: center;">EM-2623 MOUNT-ENGINE RH Front</p> <p>FORD VAN 2000</p>	 <p style="text-align: center;">EM-2637 MOUNT-ENGINE L & R Front</p> <p>CADILLAC SPORT UTILITY 2000 CHEVROLET SPORT UTILITY 2000 CHEVROLET TRUCK 1988-00 GMC TRUCK 1988-00</p>	 <p style="text-align: center;">EM-2649 MOUNT-ENGINE RH Front</p> <p>FORD PASSENGER CAR 2000-02</p>	 <p style="text-align: center;">EM-2657 MOUNT-ENGINE Rear</p> <p>CHEVROLET PASSENGER CAR 1997-12 DAEWOO PASSENGER CAR 2000-02</p>
 <p style="text-align: center;">EM-2638 MOUNT-TRANSMISSION</p> <p>CADILLAC SPORT UTILITY 2000-14 CHEVROLET SPORT UTILITY 2000-17 CHEVROLET TRUCK 1988-14 GMC SPORT UTILITY 2000-14</p> <p style="text-align: center;">(Continued Next Column)</p>	 <p style="text-align: center;">EM-2651 MOUNT-ENGINE Front</p> <p style="text-align: center;">(Continued Next Column)</p>	 <p style="text-align: center;">EM-2658 MOUNT-ENGINE Front</p> <p>DAEWOO PASSENGER CAR 2000-02</p>	

BUYER'S GUIDE

NUMERICAL LISTING - ILLUSTRATIONS

 <p style="text-align: center;">EM-2686 MOUNT-TRANSMISSION</p> <p>FORD VAN 2000</p>	 <p style="text-align: center;">EM-2717 MOUNT-TRANSMISSION</p> <p>FORD VAN 2000-03 LINCOLN PASSENGER CAR 2000</p>	 <p style="text-align: center;">EM-2768 MOUNT-ENGINE LH Front</p> <p>FORD MEDIUM/HEAVY DUTY 2000-1 FORD VAN 1988-1</p>	<p>EM-2796 (Continued)</p> <p>CHEVROLET VAN 2000-05 MOUNT-ENGINE Front</p> <p>OLDSMOBILE VAN 2000-04 MOUNT-ENGINE RH Front</p> <p>PONTIAC PASSENGER CAR 1997-03 MOUNT-ENGINE Front</p> <p>PONTIAC VAN 2000-05</p>
 <p style="text-align: center;">EM-2712 MOUNT-TRANSMISSION</p> <p>CHEVROLET PASSENGER CAR 1998-09</p> <p style="text-align: center;">MOUNT-TRANSMISSION LH</p> <p>OLDSMOBILE PASSENGER CAR 2000-02</p> <p style="text-align: center;">MOUNT-TRANSMISSION Auto</p> <p>PONTIAC PASSENGER CAR 1997-06</p>	 <p style="text-align: center;">EM-2718 MOUNT-ENGINE L & R Front</p> <p>NISSAN TRUCK 2000-02</p>	 <p style="text-align: center;">EM-2780 Engine Torque Strut Front Right</p> <p>CADILLAC PASSENGER CAR 2000-02</p>	 <p style="text-align: center;">EM-2798 Engine Torque Strut Mount Front</p> <p>CHEVROLET PASSENGER CAR 1995-05 PONTIAC PASSENGER CAR 1995-05</p>
 <p style="text-align: center;">EM-2716 Engine Torque Strut Mount Front</p> <p>BUICK PASSENGER CAR 1996-09 BUICK SPORT UTILITY 2002-07 BUICK VAN 2005-07 CHEVROLET PASSENGER CAR 1995-07 CHEVROLET VAN 2000-09 OLDSMOBILE PASSENGER CAR 2000-02 OLDSMOBILE VAN 2000-04 PONTIAC PASSENGER CAR 1995-08 PONTIAC SPORT UTILITY 2001-05 PONTIAC VAN 2000-05 SATURN VAN 2005-07</p>	 <p style="text-align: center;">EM-2719 MOUNT-TRANSMISSION Manual</p> <p>NISSAN TRUCK 1998-04</p>	 <p style="text-align: center;">EM-2781 Engine Torque Strut Front Left</p> <p>CADILLAC PASSENGER CAR 2000-02</p>	 <p style="text-align: center;">EM-2802 MOUNT-ENGINE L & R Front</p> <p>CHEVROLET SPORT UTILITY 2000-05 CHEVROLET TRUCK 2000-04 GMC SPORT UTILITY 2000-05 GMC TRUCK 2000-04 ISUZU TRUCK 2000 OLDSMOBILE SPORT UTILITY .. 2000-01</p>
 <p style="text-align: center;">EM-2767 MOUNT-ENGINE RH Front</p> <p>FORD MEDIUM/HEAVY DUTY 2000-03 FORD VAN 1988-03</p>	 <p style="text-align: center;">EM-2796 MOUNT-ENGINE RH Front</p> <p>BUICK PASSENGER CAR 1996-05 CHEVROLET PASSENGER CAR 1998-05 (Continued Next Column)</p>	 <p style="text-align: center;">EM-2803 MOUNT-ENGINE RH Front</p> <p>CHEVROLET PASSENGER CAR 1996-02 (Continued Next Page)</p>	

BUYER'S GUIDE

NUMERICAL LISTING - ILLUSTRATIONS

EM-2803 (Continued)

PONTIAC PASSENGER CAR 1996-02



EM-2811 MOUNT-TRANSMISSION

CADILLAC SPORT UTILITY 2000-14
 CHEVROLET SPORT UTILITY 2000-17
 CHEVROLET TRUCK 1999-14
 GMC SPORT UTILITY 2000-14
 GMC TRUCK 1999-14



EM-2813 MOUNT-ENGINE RH Rear

FORD VAN 2000-03
 LINCOLN PASSENGER CAR 2001-02



EM-2816 MOUNT-TRANSMISSION

CHEVROLET VAN 1996-02

MOUNT-TRANSMISSION Auto

GMC VAN 1996-02



EM-2817 MOUNT-TRANSMISSION

CHEVROLET SPORT UTILITY ... 2000-02

MOUNT-TRANSMISSION Auto

CHEVROLET TRUCK 1995-12

MOUNT-TRANSMISSION

CHEVROLET VAN 1997-02

GMC SPORT UTILITY 2000-13

MOUNT-TRANSMISSION Auto

GMC TRUCK 1995-00

MOUNT-TRANSMISSION

GMC VAN 1997-02



EM-2818# MOUNT-TRANSMISSION

BUICK PASSENGER CAR 1997-09

BUICK SPORT UTILITY 2002-07

BUICK VAN 2005-07

CHEVROLET PASSENGER

CAR 2000-11

CHEVROLET VAN 2000-09

OLDSMOBILE VAN 2000-04

PONTIAC PASSENGER CAR 2007-08

PONTIAC SPORT UTILITY 2001-05

PONTIAC VAN 2000-06

MOUNT-TRANSMISSION Auto

SATURN VAN 2005-07



EM-2819 MOUNT-ENGINE L & R Front

CHEVROLET TRUCK 2000-03

GMC TRUCK 2000-03

ISUZU TRUCK 2000



EM-2820 MOUNT-TRANSMISSION Auto

CHEVROLET PASSENGER

CAR 1996-05

PONTIAC PASSENGER CAR 1996-05



EM-2822 MOUNT-TRANSMISSION

FORD PASSENGER CAR 1998-02

LINCOLN PASSENGER CAR 2000-02

MERCURY PASSENGER CAR ... 2000-02



EM-2825 Engine Torque Strut Mount Front

SATURN PASSENGER CAR 1992-02

Engine Torque Strut Mount Rear

SATURN PASSENGER CAR 1992-02



EM-2826 MOUNT-TRANSMISSION

SATURN PASSENGER CAR 1992-02



EM-2827 MOUNT-ENGINE RH Front

SATURN PASSENGER CAR 1992-02



EM-2829 MOUNT-ENGINE LH Front

DODGE TRUCK 1994-02

= Available in the Westar Gold Line

BUYER'S GUIDE

NUMERICAL LISTING - ILLUSTRATIONS

 <p style="text-align: center;">EM-2830 MOUNT-ENGINE RH Front</p> <p>DODGE TRUCK 1994-02</p>	 <p style="text-align: center;">EM-2835 MOUNT-ENGINE RH Front</p> <p>FORD SPORT UTILITY 1999-02 FORD TRUCK 1997-04 LINCOLN SPORT UTILITY 2000-02 LINCOLN TRUCK 2002</p>	 <p style="text-align: center;">EM-2839 MOUNT-TRANSMISSION MOUNT-TRANSMISSION Auto</p> <p>CHEVROLET SPORT UTILITY 1995-06 CHEVROLET TRUCK 1995-10 CHEVROLET VAN 2000-05</p>	<p>EM-2842 (Continued) MOUNT-TRANSMISSION Auto</p> <p>DODGE PASSENGER CAR 1995-06 PLYMOUTH PASSENGER CAR 1996-00</p>
 <p style="text-align: center;">EM-2831 MOUNT-ENGINE LH Front</p> <p>FORD TRUCK 2000-04</p>	 <p style="text-align: center;">EM-2837 MOUNT-TRANSMISSION RH</p> <p>CADILLAC PASSENGER CAR 2000-02</p>	<p style="text-align: center;">EM-2839 MOUNT-TRANSMISSION MOUNT-TRANSMISSION Auto</p> <p>GMC SPORT UTILITY 1995-06 GMC TRUCK 2001-10</p> <p style="text-align: center;">EM-2839 MOUNT-TRANSMISSION Manual</p> <p>GMC VAN 2000-05</p> <p style="text-align: center;">EM-2839 MOUNT-TRANSMISSION</p> <p>ISUZU TRUCK 2000</p> <p style="text-align: center;">EM-2839 MOUNT-TRANSMISSION</p> <p>OLDSMOBILE SPORT UTILITY .. 2000-01</p>	 <p style="text-align: center;">EM-2843 MOUNT-TRANSMISSION Auto</p> <p>FORD PASSENGER CAR 1997-02</p>
 <p style="text-align: center;">EM-2832 MOUNT-ENGINE LH Front</p> <p>FORD SPORT UTILITY 1999-02 FORD TRUCK 1998-04 LINCOLN SPORT UTILITY 2000-02</p>	 <p style="text-align: center;">EM-2838 MOUNT-ENGINE RH Front</p> <p>CADILLAC PASSENGER CAR 2000-02</p>	 <p style="text-align: center;">EM-2841 MOUNT-ENGINE RH Front</p> <p>CHRYSLER PASSENGER CAR 1996-06 DODGE PASSENGER CAR 1999-06 PLYMOUTH PASSENGER CAR 2000</p>	 <p style="text-align: center;">EM-2844 MOUNT-ENGINE RH Front</p> <p>CHRYSLER VAN 1996-00 DODGE VAN 1996-00 PLYMOUTH VAN 1996-00</p>
 <p style="text-align: center;">EM-2833 MOUNT-ENGINE RH Front</p> <p>FORD TRUCK 2000-04</p>		 <p style="text-align: center;">EM-2842 MOUNT-TRANSMISSION Center</p> <p>CHRYSLER PASSENGER CAR 1999-06</p>	 <p style="text-align: center;">EM-2845 MOUNT-TRANSMISSION Center</p> <p>CHRYSLER VAN 1996-00</p> <p style="text-align: center;">EM-2845 MOUNT-TRANSMISSION</p> <p>DODGE VAN 1996-00</p> <p style="text-align: center;">EM-2845 MOUNT-TRANSMISSION</p> <p>PLYMOUTH VAN 1996-00</p>

(Continued Next Column)

BUYER'S GUIDE


NUMERICAL LISTING - ILLUSTRATIONS

 <p style="text-align: center;">EM-2849 MOUNT-TRANSMISSION LH Front</p> <p>CHRYSLER VAN 1996-00 MOUNT-TRANSMISSION</p> <p>DODGE VAN 1996-04 MOUNT-TRANSMISSION</p> <p>PLYMOUTH VAN 1996-00 MOUNT-TRANSMISSION LH Rear</p> <p>CHRYSLER VAN 1996-00 MOUNT-TRANSMISSION</p> <p>DODGE VAN 1996-04 MOUNT-TRANSMISSION</p> <p>PLYMOUTH VAN 1996-00</p>	 <p style="text-align: center;">EM-2852 MOUNT-TRANSMISSION Auto</p> <p>DODGE TRUCK 1994-03 MOUNT-TRANSMISSION</p> <p>DODGE VAN 1999-03</p>	 <p style="text-align: center;">EM-2857 MOUNT-ENGINE RH Rear</p> <p>MERCURY VAN 2000-02 NISSAN VAN 2000-02</p>	 <p style="text-align: center;">EM-2861 MOUNT-ENGINE LH Front</p> <p>FORD PASSENGER CAR 1998-02 LINCOLN PASSENGER CAR 2000-02 MERCURY PASSENGER CAR ... 2000-02</p>
 <p style="text-align: center;">EM-2850 MOUNT-ENGINE RH Front</p> <p>FORD SPORT UTILITY 2000-05 MERCURY SPORT UTILITY 2000-01</p>	 <p style="text-align: center;">EM-2853 MOUNT-ENGINE L & R Front</p> <p>FORD TRUCK 1999-11 MAZDA TRUCK 1998-07</p>	 <p style="text-align: center;">EM-2858 MOUNT-TRANSMISSION Auto</p> <p>DODGE SPORT UTILITY 2000-03 DODGE TRUCK 1997-04</p>	 <p style="text-align: center;">EM-2862 MOUNT-ENGINE RH Rear</p> <p>FORD PASSENGER CAR 2000-05 MERCURY PASSENGER CAR ... 2000-05</p>
 <p style="text-align: center;">EM-2851 MOUNT-ENGINE LH Front</p> <p>FORD SPORT UTILITY 2000-05 FORD TRUCK 2000-11 MAZDA TRUCK 2005-09 MERCURY SPORT UTILITY 2000-01</p>	 <p style="text-align: center;">EM-2854 MOUNT-TRANSMISSION</p> <p>MERCURY VAN 2000-02 NISSAN VAN 2000-02</p>	 <p style="text-align: center;">EM-2860 MOUNT-ENGINE RH Front</p> <p>FORD PASSENGER CAR 1998-02 LINCOLN PASSENGER CAR 2000-02 MERCURY PASSENGER CAR ... 2000-02</p>	 <p style="text-align: center;">EM-2866# Engine Torque Strut Mount Front</p> <p>BUICK PASSENGER CAR 1996-09 CHEVROLET PASSENGER CAR 1995-05 PONTIAC PASSENGER CAR 1995-08</p>

= Available in the Westar Gold Line

BUYER'S GUIDE

NUMERICAL LISTING - ILLUSTRATIONS



EM-2868
MOUNT-TRANSMISSION

FORD SPORT UTILITY 2000-07
MERCURY SPORT UTILITY 2000-01



EM-2870
MOUNT-TRANSMISSION

FORD SPORT UTILITY 1997-04
FORD TRUCK 1997-04
LINCOLN SPORT UTILITY 2000-04
LINCOLN TRUCK 2002



EM-2871
MOUNT-TRANSMISSION

FORD TRUCK 1997-04



EM-2872
Engine Torque Strut Mount
Rear

FORD PASSENGER CAR 2000-03
MERCURY PASSENGER CAR 2000-03
MOUNT-TRANSMISSION
Auto
FORD SPORT UTILITY 2000-05



EM-2873
MOUNT-TRANSMISSION
Front

FORD PASSENGER CAR 1998-00
MERCURY PASSENGER CAR 1998-02



EM-2874
MOUNT-TRANSMISSION
Center

CHEVROLET PASSENGER
CAR 2000-05
OLDSMOBILE PASSENGER
CAR 1999-04
PONTIAC PASSENGER CAR 1999-05



EM-2875
MOUNT-TRANSMISSION
LH Front

OLDSMOBILE PASSENGER
CAR 2000-04

MOUNT-TRANSMISSION
LH Rear

CHEVROLET PASSENGER
CAR 2000-05
OLDSMOBILE PASSENGER
CAR 1999-04
PONTIAC PASSENGER CAR 1999-05



EM-2876
MOUNT-ENGINE
Front

CHEVROLET PASSENGER
CAR 2000-01



EM-2878
MOUNT-ENGINE
RH Front

CHEVROLET PASSENGER
CAR 2000-02
PONTIAC PASSENGER CAR 2000-02




EM-2879
MOUNT-TRANSMISSION
Auto

CHEVROLET VAN 2000-05
GMC VAN 2000-05



EM-2880
MOUNT-TRANSMISSION
Manual

CHEVROLET PASSENGER
CAR 2000-02
PONTIAC PASSENGER CAR 1995-02



EM-2882
MOUNT-TRANSMISSION
Manual

JEEP SPORT UTILITY 1997-06















EM-2883
MOUNT-ENGINE
L & R Front

JEEP SPORT UTILITY 1997-06

BUYER'S GUIDE




NUMERICAL LISTING - ILLUSTRATIONS

 <p style="text-align: center;">EM-2884 MOUNT-TRANSMISSION</p> <p>FORD MEDIUM/HEAVY DUTY 1999-07 MOUNT-TRANSMISSION Auto</p> <p>FORD SPORT UTILITY 2000-05 MOUNT-TRANSMISSION</p> <p>FORD TRUCK 1999-08</p>	 <p style="text-align: center;">EM-2890 MOUNT-ENGINE RH Front</p> <p>FORD PASSENGER CAR 2000 MERCURY PASSENGER CAR ... 1999-02</p>	 <p style="text-align: center;">EM-2896 MOUNT-ENGINE RH Front</p> <p>BUICK PASSENGER CAR 2000-05 CADILLAC PASSENGER CAR 1998-05 MOUNT-ENGINE Front</p> <p>OLDSMOBILE PASSENGER CAR 2001-03 MOUNT-ENGINE RH Front</p> <p>PONTIAC PASSENGER CAR 2000-05</p>	 <p style="text-align: center;">EM-2899 Engine Torque Strut Mount Front</p> <p>BUICK SPORT UTILITY 2002-07 BUICK VAN 2005-06 CHEVROLET VAN 2000-09 OLDSMOBILE PASSENGER CAR 2000-02 OLDSMOBILE VAN 2000-04 PONTIAC SPORT UTILITY 2001-05 PONTIAC VAN 2000-06 SATURN VAN 2005-07 Engine Torque Strut Mount Rear</p> <p>PONTIAC VAN 2006</p>
 <p style="text-align: center;">EM-2885 MOUNT-ENGINE Front</p> <p>FORD PASSENGER CAR 1998-00 MERCURY PASSENGER CAR ... 1998-02</p>	 <p style="text-align: center;">EM-2894 MOUNT-ENGINE RH Front</p> <p>FORD PASSENGER CAR 2000-07 MERCURY PASSENGER CAR ... 2000-05</p>	 <p style="text-align: center;">EM-2897# MOUNT-TRANSMISSION LH Front</p> <p>BUICK PASSENGER CAR 2000-05 PONTIAC PASSENGER CAR 2000-05 MOUNT-TRANSMISSION Auto</p> <p>OLDSMOBILE PASSENGER CAR 2001-02</p>	 <p style="text-align: center;">EM-2900 Engine Torque Strut Mount Front</p> <p>BUICK SPORT UTILITY 2002-07 BUICK VAN 2005-07 CHEVROLET VAN 2000-09 OLDSMOBILE VAN 2000-04 PONTIAC SPORT UTILITY 2001-05 PONTIAC VAN 2000-05 SATURN VAN 2005-07</p>
 <p style="text-align: center;">EM-2888 MOUNT-ENGINE Front</p> <p>FORD PASSENGER CAR 2000 MERCURY PASSENGER CAR ... 1998-02 MOUNT-TRANSMISSION Rear</p> <p>FORD PASSENGER CAR 1998-00 MOUNT-TRANSMISSION</p> <p>MERCURY PASSENGER CAR ... 1998-02</p>	 <p style="text-align: center;">EM-2895 MOUNT-TRANSMISSION Center</p> <p>BUICK PASSENGER CAR 2000-05 CADILLAC PASSENGER CAR 1998-05 OLDSMOBILE PASSENGER CAR 2001-03 PONTIAC PASSENGER CAR 2000-05</p>	 <p style="text-align: center;">EM-2898 MOUNT-TRANSMISSION LH Rear</p> <p>BUICK PASSENGER CAR 2000-05 CADILLAC PASSENGER CAR 2000-05 OLDSMOBILE PASSENGER CAR 2001-03 PONTIAC PASSENGER CAR 2000-05</p>	 <p style="text-align: center;">EM-2901 Engine Torque Strut Mount Front</p> <p>BUICK PASSENGER CAR 2000-05 CHEVROLET PASSENGER CAR 1995-05 PONTIAC PASSENGER CAR 1997-03</p>

= Available in the Westar Gold Line

BUYER'S GUIDE

NUMERICAL LISTING - ILLUSTRATIONS

 <p style="text-align: center;">EM-2903 MOUNT-ENGINE L & R Front</p> <p>CHRYSLER PASSENGER CAR 1998-04 DODGE PASSENGER CAR 1998-04</p>	 <p style="text-align: center;">EM-2908 MOUNT-TRANSMISSION</p> <p>CHRYSLER PASSENGER CAR 1998-04 DODGE PASSENGER CAR 1998-04</p>	 <p style="text-align: center;">EM-2911 MOUNT-ENGINE Rear</p> <p>FORD PASSENGER CAR 2000-02</p>	 <p style="text-align: center;">EM-2923 MOUNT-TRANSMISSION Front</p> <p>CHEVROLET PASSENGER CAR 1996-05</p>
 <p style="text-align: center;">EM-2904 MOUNT-ENGINE LH Front</p> <p>FORD PASSENGER CAR 2000-04</p>	 <p style="text-align: center;">EM-2909# MOUNT-ENGINE L & R Front</p> <p>CADILLAC SPORT UTILITY 2002-06 CHEVROLET SPORT UTILITY 2000-06 CHEVROLET TRUCK 1999-10 GMC SPORT UTILITY 2000-06 GMC TRUCK 1999-07 HUMMER 2003-07</p>	 <p style="text-align: center;">EM-2912 MOUNT-ENGINE Rear</p> <p>FORD PASSENGER CAR 2000-02</p>	 <p style="text-align: center;">EM-2924 MOUNT-TRANSMISSION Rear</p> <p>CHEVROLET PASSENGER CAR 1996-05</p>
 <p style="text-align: center;">EM-2905 MOUNT-ENGINE RH Front MOUNT-TRANSMISSION</p> <p>FORD PASSENGER CAR 2000-04 CHRYSLER PASSENGER CAR 2003-04</p>	 <p style="text-align: center;">EM-2910 MOUNT-ENGINE Front</p> <p>FORD PASSENGER CAR 2000-02</p>	 <p style="text-align: center;">EM-2917 MOUNT-ENGINE LH Front</p> <p>DODGE SPORT UTILITY 2000 DODGE TRUCK 2000-03</p>	 <p style="text-align: center;">EM-2925 MOUNT-TRANSMISSION Center</p> <p>CHRYSLER VAN 2001-08 DODGE VAN 2001-07</p>
 <p style="text-align: center;">EM-2918 MOUNT-ENGINE LH Front</p> <p>DODGE TRUCK 2000-03</p>			

= Available in the Westar Gold Line

BUYER'S GUIDE

NUMERICAL LISTING - ILLUSTRATIONS

 <p>EM-2926 MOUNT-ENGINE RH Front</p> <p>CHRYSLER VAN 2001-08 DODGE VAN 2001-07</p>	 <p>EM-2929 MOUNT-ENGINE RH Front</p> <p>FORD MEDIUM/HEAVY DUTY 2000-13 FORD VAN 1997-13</p>	 <p>EM-2933 MOUNT-ENGINE Front</p> <p>CHEVROLET PASSENGER CAR 2001-03</p> <p>MOUNT-ENGINE RH Front</p> <p>OLDSMOBILE PASSENGER CAR 1999-04</p> <p>MOUNT-ENGINE Front</p> <p>PONTIAC PASSENGER CAR 1999-05</p>	 <p>EM-2938 MOUNT-ENGINE RH Front</p> <p>FORD PASSENGER CAR 2000-04</p>
 <p>EM-2927 MOUNT-TRANSMISSION LH Rear</p> <p>CHRYSLER VAN 2001-08 DODGE VAN 2001-07</p>	 <p>EM-2930 MOUNT-ENGINE LH Front</p> <p>FORD MEDIUM/HEAVY DUTY 2000-13 FORD VAN 1997-13</p>	 <p>EM-2935 MOUNT-ENGINE RH Front</p> <p>FORD TRUCK 2000-11 MAZDA TRUCK 1998-09</p>	 <p>EM-2939# Engine Torque Strut Mount Rear</p> <p>FORD PASSENGER CAR 2000-07 FORD VAN 2010-13</p>
 <p>EM-2928 MOUNT-ENGINE Front</p> <p>CHRYSLER VAN 2001-03 DODGE VAN 2001-07</p> <p>MOUNT-TRANSMISSION LH Front</p> <p>CHRYSLER VAN 2001-08 DODGE VAN 2001-07</p>	 <p>EM-2931 MOUNT-ENGINE RH Front</p> <p>FORD VAN 2000-03</p>	 <p>EM-2942 MOUNT-ENGINE LH Front</p> <p>CHRYSLER PASSENGER CAR 1998-04 DODGE PASSENGER CAR 2000-04</p>	 <p>EM-2936 MOUNT-ENGINE RH Front</p> <p>FORD TRUCK 2000-01</p>
 <p>EM-2932 MOUNT-TRANSMISSION LH</p> <p>CADILLAC PASSENGER CAR 2000-02</p>	 <p>EM-2945 MOUNT-ENGINE Rear</p> <p>CHRYSLER PASSENGER CAR 1998-00</p> <p>(Continued Next Page)</p>		

= Available in the Westar Gold Line

BUYER'S GUIDE

NUMERICAL LISTING - ILLUSTRATIONS

EM-2945 (Continued)

DODGE PASSENGER CAR 1999-00
 PLYMOUTH PASSENGER CAR 2000



EM-2947
MOUNT-ENGINE
 Rear

CHRYSLER PASSENGER
 CAR 2000-10
 DODGE PASSENGER CAR 2000-05
 PLYMOUTH PASSENGER
 CAR 2000-01



EM-2948#
MOUNT-ENGINE
 RH Front Upper

CHRYSLER PASSENGER
 CAR 2001-10

MOUNT-ENGINE
 LH Rear Upper

PLYMOUTH PASSENGER
 CAR 2000-01

Engine Torque Strut Mount
 Front Lower

CHRYSLER PASSENGER
 CAR 2000-02

Engine Torque Strut Mount
 Right Upper

DODGE PASSENGER CAR 2000-05



EM-2949#
MOUNT-ENGINE
 RH Front Lower

(Continued Next Column)

EM-2949 (Continued)

PLYMOUTH PASSENGER
 CAR 2000-01

Engine Torque Strut Mount
 Front Lower

CHRYSLER PASSENGER
 CAR 2000-10
 DODGE PASSENGER CAR 2000-05



EM-2957
MOUNT-TRANSMISSION
 Manual

CHEVROLET TRUCK 1998-03
 GMC TRUCK 1998-03
 ISUZU TRUCK 1998-00



EM-2958
MOUNT-ENGINE
 Front

CHRYSLER PASSENGER
 CAR 1998-00
 DODGE PASSENGER CAR 1999-00
 PLYMOUTH PASSENGER CAR 2000



EM-2959
MOUNT-ENGINE
 RH Front

CHRYSLER VAN 1996-00
 DODGE VAN 1996-00
 PLYMOUTH VAN 1996-00



EM-2960
MOUNT-TRANSMISSION
 LH Front

CHRYSLER VAN 1996-00

MOUNT-TRANSMISSION

DODGE VAN 1996-04

MOUNT-TRANSMISSION

PLYMOUTH VAN 1996-00



EM-2962
MOUNT-ENGINE
 RH Front

DODGE SPORT UTILITY 2000
 DODGE TRUCK 2000-04



EM-2963
MOUNT-ENGINE
 LH Front

DODGE SPORT UTILITY 2000
 DODGE TRUCK 2000-04



EM-2971
MOUNT-TRANSMISSION

FORD MEDIUM/HEAVY DUTY 1999-07
 FORD TRUCK 1999-07
 LINCOLN SPORT UTILITY 2005-08



EM-2972
MOUNT-ENGINE
 LH Front

FORD SPORT UTILITY 1999-02
 FORD TRUCK 1997-04
 LINCOLN SPORT UTILITY 2000-02
 LINCOLN TRUCK 2002



EM-2973
MOUNT-ENGINE
 RH Rear

FORD PASSENGER CAR 2000-07



EM-2974
MOUNT-TRANSMISSION
 Auto

(Continued Next Page)

= Available in the Westar Gold Line

BUYER'S GUIDE

NUMERICAL LISTING - ILLUSTRATIONS

EM-2974 (Continued)

FORD PASSENGER CAR 2000-07
MOUNT-TRANSMISSION

LINCOLN PASSENGER CAR 2001-02
 MERCURY PASSENGER CAR ... 2000-05



EM-2975 MOUNT-TRANSMISSION Auto

CHRYSLER PASSENGER
 CAR 2000-01
 DODGE PASSENGER CAR 2000-01
 PLYMOUTH PASSENGER
 CAR 2000-01



EM-2978 MOUNT-ENGINE Front

FORD PASSENGER CAR 2000



EM-2980 MOUNT-ENGINE Front

CHRYSLER PASSENGER CAR 2000



EM-2984 MOUNT-TRANSMISSION Center

CHRYSLER VAN 1996-00
MOUNT-TRANSMISSION
 DODGE VAN 1996-00
MOUNT-TRANSMISSION
 PLYMOUTH VAN 1996-00



EM-2985 MOUNT-ENGINE LH Rear

MERCURY VAN 2000-02
 NISSAN VAN 2000-02



EM-2986# MOUNT-TRANSMISSION Auto

FORD PASSENGER CAR 2000-11
MOUNT-TRANSMISSION
 FORD VAN 2010-13



EM-2987# MOUNT-ENGINE RH Front

BUICK PASSENGER CAR 2005-09
 BUICK SPORT UTILITY 2002-07
 BUICK VAN 2005-07

MOUNT-ENGINE Right

CHEVROLET PASSENGER
 CAR 2000-11

MOUNT-ENGINE RH Front

CHEVROLET VAN 2003-09
 PONTIAC PASSENGER CAR 2004-08
 PONTIAC SPORT UTILITY 2001-05

MOUNT-ENGINE LH Front

PONTIAC VAN 2005-06

MOUNT-ENGINE Front

SATURN VAN 2005-07



EM-2988 MOUNT-TRANSMISSION

JEEP SPORT UTILITY 2000-04



EM-2989 MOUNT-ENGINE Front

MERCURY VAN 2000-02
 NISSAN VAN 2000-02



EM-2990 MOUNT-ENGINE Rear

BUICK PASSENGER CAR 2008-09
 CHEVROLET PASSENGER
 CAR 2006-09

MOUNT-ENGINE RH Rear

OLDSMOBILE PASSENGER
 CAR 2000-02

MOUNT-ENGINE Rear

PONTIAC PASSENGER CAR 2005-08

MOUNT-TRANSMISSION

BUICK PASSENGER CAR 2008-09



EM-2991 MOUNT-TRANSMISSION

DODGE TRUCK 2000-03



EM-2992 MOUNT-TRANSMISSION Auto

DODGE SPORT UTILITY 2000-03
 DODGE TRUCK 2000-04

= Available in the Westar Gold Line

BUYER'S GUIDE

NUMERICAL LISTING - ILLUSTRATIONS

 <p style="text-align: center;">EM-2993 MOUNT-ENGINE L & R Front</p> <p>CADILLAC PASSENGER CAR 2004-09 CHEVROLET PASSENGER CAR 2000-10 PONTIAC PASSENGER CAR 2004-06</p>	 <p style="text-align: center;">EM-2999 MOUNT-ENGINE RH Front</p> <p>FORD SPORT UTILITY 2000-01 MERCURY SPORT UTILITY 2000-01</p>	 <p style="text-align: center;">EM-3003 MOUNT-ENGINE RH Front</p> <p>FORD PASSENGER CAR 2000-04</p>	 <p style="text-align: center;">EM-3007 MOUNT-TRANSMISSION Auto</p> <p>JEEP SPORT UTILITY 2002-03</p>
 <p style="text-align: center;">EM-2994 MOUNT-ENGINE L & R Front</p> <p>CHEVROLET TRUCK 2000-06 GMC TRUCK 2000-07</p>	 <p style="text-align: center;">EM-3000 MOUNT-ENGINE LH Front</p> <p>FORD SPORT UTILITY 2000-01 MERCURY SPORT UTILITY 2000-01</p>	 <p style="text-align: center;">EM-3004 MOUNT-ENGINE RH Front</p> <p>DODGE TRUCK 2000-03</p>	 <p style="text-align: center;">EM-3008 MOUNT-ENGINE RH Front</p> <p>JEEP SPORT UTILITY 2000-04</p>
 <p style="text-align: center;">EM-2996 MOUNT-ENGINE RH Front</p> <p>LINCOLN PASSENGER CAR 1998-02</p>	 <p style="text-align: center;">EM-3001 MOUNT-ENGINE RH Front</p> <p>FORD PASSENGER CAR 2000-04</p>	 <p style="text-align: center;">EM-3005 MOUNT-ENGINE LH Front</p> <p>DODGE SPORT UTILITY 2000-03 DODGE TRUCK 2000-04</p>	 <p style="text-align: center;">EM-3009 MOUNT-ENGINE LH Front</p> <p>JEEP SPORT UTILITY 2002-05</p>
 <p style="text-align: center;">EM-3002 MOUNT-ENGINE LH Front</p> <p>FORD PASSENGER CAR 2000-04</p>	 <p style="text-align: center;">EM-3006 MOUNT-ENGINE RH Front</p> <p>DODGE SPORT UTILITY 2000-03 DODGE TRUCK 2000-04</p>	 <p style="text-align: center;">EM-3010 MOUNT-ENGINE RH Front</p> <p>JEEP SPORT UTILITY 2002-05</p>	

BUYER'S GUIDE

NUMERICAL LISTING - ILLUSTRATIONS

 <p>EM-3011 MOUNT-ENGINE Rear</p> <p>CHRYSLER PASSENGER CAR 2000</p>	 <p>EM-3015 MOUNT-ENGINE LH Front</p> <p>JEEP SPORT UTILITY 2002-05</p>	 <p>EM-3018 MOUNT-TRANSMISSION</p> <p>JEEP SPORT UTILITY 2000-04</p>	<p>EM-3021 (Continued)</p> <p>ISUZU SPORT UTILITY 2003-08 OLDSMOBILE SPORT UTILITY .. 2002-04 SAAB SUV 2005-09</p>
 <p>EM-3012 MOUNT-ENGINE LH Front</p> <p>JEEP SPORT UTILITY 2000-04</p>	 <p>EM-3016 MOUNT-TRANSMISSION</p> <p>JEEP SPORT UTILITY 2002-05</p>	 <p>EM-3019 MOUNT-ENGINE LH Front</p> <p>JEEP SPORT UTILITY 2000-04</p>	 <p>EM-3022 MOUNT-ENGINE RH Front</p> <p>SATURN PASSENGER CAR 2000-03</p>
 <p>EM-3013 MOUNT-TRANSMISSION</p> <p>JEEP SPORT UTILITY 1999-04</p>	 <p>EM-3017 MOUNT-TRANSMISSION LH Rear</p> <p>CHRYSLER VAN 1996-00 MOUNT-TRANSMISSION DODGE VAN 1996-04 MOUNT-TRANSMISSION PLYMOUTH VAN 1996-00</p>	 <p>EM-3020 MOUNT-TRANSMISSION LH Front</p> <p>CADILLAC PASSENGER CAR 2000-05 OLDSMOBILE PASSENGER CAR 2001-03</p>	 <p>EM-3023 MOUNT-ENGINE RH Front</p> <p>SATURN PASSENGER CAR 2000-05</p>
 <p>EM-3014 MOUNT-ENGINE RH Front</p> <p>JEEP SPORT UTILITY 2002-05</p>		 <p>EM-3021 MOUNT-ENGINE L & R Front</p> <p>BUICK SPORT UTILITY 2004-07 CHEVROLET SPORT UTILITY ... 2002-08 GMC SPORT UTILITY 2002-09</p> <p style="text-align: center;">(Continued Next Column)</p>	 <p>EM-3024 MOUNT-ENGINE RH Front</p> <p>FORD PASSENGER CAR 2003-11 LINCOLN PASSENGER CAR 2009-11 MERCURY PASSENGER CAR ... 2003-11</p>

BUYER'S GUIDE

NUMERICAL LISTING - ILLUSTRATIONS

 <p style="text-align: center;">EM-3025 MOUNT-ENGINE LH Front</p> <p>FORD PASSENGER CAR 2003-11 LINCOLN PASSENGER CAR 2009-11 MERCURY PASSENGER CAR ... 2003-11</p>	 <p style="text-align: center;">EM-3029 MOUNT-ENGINE LH Front</p> <p>FORD MEDIUM/HEAVY DUTY 1999-03 FORD TRUCK 1999-03</p>	 <p style="text-align: center;">EM-3033 MOUNT-ENGINE LH Front</p> <p>SATURN PASSENGER CAR 2000-05</p>	<p>EM-3036 (Continued)</p> <p>DODGE TRUCK 2000-04</p>  <p style="text-align: center;">EM-3037 MOUNT-ENGINE Rear</p> <p>FORD SPORT UTILITY 2001-04 MAZDA SPORT UTILITY 2001-04</p> <p style="text-align: center;">MOUNT-TRANSMISSION Auto</p> <p>FORD SPORT UTILITY 2001-04 MAZDA SPORT UTILITY 2001-04</p>
 <p style="text-align: center;">EM-3026 MOUNT-TRANSMISSION Manual</p> <p>CHRYSLER PASSENGER CAR 2001-05</p>	 <p style="text-align: center;">EM-3030 MOUNT-ENGINE RH Front</p> <p>FORD MEDIUM/HEAVY DUTY 1999-03 FORD TRUCK 1999-03</p>	 <p style="text-align: center;">EM-3034 MOUNT-ENGINE Front</p> <p>CHRYSLER PASSENGER CAR 2001-06 DODGE PASSENGER CAR 2001-06</p>	 <p style="text-align: center;">EM-3038 MOUNT-TRANSMISSION</p> <p>FORD PASSENGER CAR 2003-11 LINCOLN PASSENGER CAR 2003-11 MERCURY PASSENGER CAR ... 2003-11</p>
 <p style="text-align: center;">EM-3027 MOUNT-TRANSMISSION Auto</p> <p>BUICK SPORT UTILITY 2004-07</p> <p style="text-align: center;">MOUNT-TRANSMISSION Auto</p> <p>CHEVROLET SPORT UTILITY ... 2002-09</p> <p style="text-align: center;">MOUNT-TRANSMISSION</p> <p>GMC SPORT UTILITY 2002-07 ISUZU SPORT UTILITY 2003-07 OLDSMOBILE SPORT UTILITY .. 2002-04 SAAB SUV 2005-09</p>	 <p style="text-align: center;">EM-3031 MOUNT-ENGINE Rear</p> <p>SATURN PASSENGER CAR 2000-05</p>	 <p style="text-align: center;">EM-3035 MOUNT-ENGINE LH Front</p> <p>DODGE SPORT UTILITY 2000-03 DODGE TRUCK 2000-04</p>	 <p style="text-align: center;">EM-3039 MOUNT-ENGINE RH Front</p> <p>JEEP SPORT UTILITY 2000-04</p>
 <p style="text-align: center;">EM-3032 MOUNT-TRANSMISSION Auto</p> <p>SATURN PASSENGER CAR 2000-05</p>	 <p style="text-align: center;">EM-3036 MOUNT-ENGINE RH Front</p> <p>DODGE SPORT UTILITY 2000-03</p> <p style="text-align: center;">(Continued Next Column)</p>		

BUYER'S GUIDE

NUMERICAL LISTING - ILLUSTRATIONS

 <p>EM-3040 MOUNT-TRANSMISSION LH Rear</p> <p>SATURN SUV 2002-07</p>	<p>EM-3043 (Continued) MOUNT-TRANSMISSION LH Rear</p> <p>SATURN PASSENGER CAR 2003-07</p>  <p>EM-3047 MOUNT-ENGINE LH Front</p> <p>FORD SPORT UTILITY 2002-06 MERCURY SPORT UTILITY 2002-05</p>	 <p>EM-3050 MOUNT-TRANSMISSION Manual</p> <p>CHRYSLER PASSENGER CAR 2000-02 DODGE PASSENGER CAR 2000-05 PLYMOUTH PASSENGER CAR 2000-01</p>	 <p>EM-3054 MOUNT-TRANSMISSION Auto</p> <p>JEEP SPORT UTILITY 2004-05</p>
 <p>EM-3041 MOUNT-TRANSMISSION LH Front</p> <p>SATURN PASSENGER CAR 2003-04</p>	 <p>EM-3048 MOUNT-ENGINE RH Front</p> <p>FORD SPORT UTILITY 2002-10 MERCURY SPORT UTILITY 2002-10</p>	 <p>EM-3051 MOUNT-TRANSMISSION</p> <p>JEEP SPORT UTILITY 1999-04</p>	 <p>EM-3055 MOUNT-TRANSMISSION Manual</p> <p>JEEP SPORT UTILITY 2002-05</p>
 <p>EM-3042 MOUNT-TRANSMISSION LH Front</p> <p>SATURN PASSENGER CAR 2003-04</p>	 <p>EM-3049 MOUNT-ENGINE Rear</p> <p>CHRYSLER PASSENGER CAR 2001-06 DODGE PASSENGER CAR 2001-06</p>	 <p>EM-3052 MOUNT-TRANSMISSION Manual</p> <p>JEEP SPORT UTILITY 2002-03</p>	 <p>EM-3056 MOUNT-ENGINE RH Front</p> <p>FORD SPORT UTILITY 2001-04 MAZDA SPORT UTILITY 2001-04</p>
 <p>EM-3043 MOUNT-TRANSMISSION Rear</p> <p>CHEVROLET PASSENGER CAR 2005-11 PONTIAC PASSENGER CAR 2007-09</p> <p>(Continued Next Column)</p>	 <p>EM-3053 MOUNT-TRANSMISSION Auto</p> <p>JEEP SPORT UTILITY 2002-03</p>	 <p>EM-3057 MOUNT-ENGINE Rear</p> <p>FORD SPORT UTILITY 2001-04 MAZDA SPORT UTILITY 2001-04</p> <p>(Continued Next Page)</p>	

BUYER'S GUIDE

NUMERICAL LISTING - ILLUSTRATIONS

EM-3057 (Continued)
MOUNT-TRANSMISSION

FORD SPORT UTILITY 2001-04
MAZDA SPORT UTILITY 2001-04



EM-3059
MOUNT-ENGINE
LH Front

FORD VAN 1997-03



EM-3060
MOUNT-ENGINE
RH Front

FORD VAN 1997-03



EM-3061
MOUNT-TRANSMISSION
MOUNT-TRANSMISSION
Auto

FORD SPORT UTILITY 2002-05
MERCURY SPORT UTILITY 2002-05



EM-3062
MOUNT-TRANSMISSION

FORD SPORT UTILITY 2002-10
MOUNT-TRANSMISSION
Auto
MERCURY SPORT UTILITY 2002-10



EM-3063
MOUNT-TRANSMISSION

FORD PASSENGER CAR 2002-05
JAGUAR 2000-05
LINCOLN PASSENGER CAR 2000-06



EM-3064
MOUNT-ENGINE
L & R Front

CHEVROLET PASSENGER CAR 2000-02
PONTIAC PASSENGER CAR 2000-02



EM-3066
MOUNT-TRANSMISSION

CHRYSLER SUV 2007-09
MOUNT-TRANSMISSION
Auto
DODGE SPORT UTILITY 2004-09
DODGE TRUCK 2002-06



EM-3067
MOUNT-ENGINE
RH Front

DODGE SPORT UTILITY 2000
DODGE TRUCK 2000-03



EM-3068
MOUNT-TRANSMISSION
Rear

CADILLAC PASSENGER CAR 2000-04



EM-3069
MOUNT-TRANSMISSION
Rear

CHEVROLET SPORT UTILITY 2005-09
MOUNT-TRANSMISSION
LH Rear
PONTIAC SPORT UTILITY 2006-09



EM-3070
MOUNT-TRANSMISSION
LH Front

CHEVROLET PASSENGER CAR 2004-05
OLDSMOBILE PASSENGER CAR 2002-04
PONTIAC PASSENGER CAR 2002-05



EM-3071
MOUNT-ENGINE
LH Front

LINCOLN PASSENGER CAR 2003-08

BUYER'S GUIDE













NUMERICAL LISTING - ILLUSTRATIONS

 <p style="text-align: center;">EM-3072 MOUNT-ENGINE RH Front</p> <p>LINCOLN PASSENGER CAR 2003-08</p>	<p>EM-3075 (Continued)</p> <p>MERCURY VAN 2004-07</p>  <p style="text-align: center;">EM-3076 MOUNT-ENGINE RH Front</p> <p>MERCURY VAN 2004-07</p> <p style="text-align: center;">EM-3077 MOUNT-ENGINE L & R Front</p> <p>FORD PASSENGER CAR 2002-05 JAGUAR 2000-08 LINCOLN PASSENGER CAR 2000-06</p>  <p style="text-align: center;">EM-3078 MOUNT-ENGINE LH Front</p> <p>FORD TRUCK 2001-11 MAZDA TRUCK 2001-09</p>	 <p style="text-align: center;">EM-3079 MOUNT-ENGINE RH Front</p> <p>FORD PASSENGER CAR 2005-07 MERCURY PASSENGER CAR ... 2005-07</p>  <p style="text-align: center;">EM-3080 MOUNT-ENGINE LH Front</p> <p>FORD PASSENGER CAR 2005-07 MERCURY PASSENGER CAR ... 2005-07</p>  <p style="text-align: center;">EM-3081 MOUNT-TRANSMISSION Front</p> <p>CHEVROLET PASSENGER CAR 2005-11</p> <p style="text-align: center;">EM-3082 MOUNT-TRANSMISSION Front</p> <p>CHEVROLET SPORT UTILITY 2005-09</p> <p style="text-align: center;">EM-3083 MOUNT-TRANSMISSION LH Front</p> <p>PONTIAC SPORT UTILITY 2006-09</p> <p style="text-align: center;">EM-3084 MOUNT-ENGINE Front</p> <p>CHRYSLER SUV 2004-06</p> <p style="text-align: center;">EM-3085 MOUNT-ENGINE Rear</p> <p>CHRYSLER SUV 2004-06</p>	 <p style="text-align: center;">EM-3073 MOUNT-ENGINE LH Front</p> <p>DODGE TRUCK 2002-05</p>  <p style="text-align: center;">EM-3074 MOUNT-ENGINE RH Front</p> <p>DODGE TRUCK 2002-05</p>  <p style="text-align: center;">EM-3075 MOUNT-ENGINE RH Front</p> <p>FORD VAN 2004-07</p> <p style="text-align: center;">EM-3082 MOUNT-TRANSMISSION Front</p> <p>CHEVROLET SPORT UTILITY 2005-09</p> <p style="text-align: center;">EM-3083 MOUNT-TRANSMISSION LH Front</p> <p>PONTIAC SPORT UTILITY 2006-09</p> <p style="text-align: center;">EM-3084 MOUNT-ENGINE Front</p> <p>CADILLAC PASSENGER CAR 2000-04</p> <p style="text-align: center;">EM-3085 MOUNT-ENGINE Rear</p> <p>CHRYSLER SUV 2004-06</p>
--	---	---	---

(Continued Next Column)

BUYER'S GUIDE

NUMERICAL LISTING - ILLUSTRATIONS

 <p>EM-3085 MOUNT-ENGINE RH Front</p> <p>FORD PASSENGER CAR 2002-04</p>	 <p>EM-3088 Engine Torque Strut Mount Front</p> <p>BUICK PASSENGER CAR 1996-09 CHEVROLET PASSENGER CAR 1998-05 OLDSMOBILE PASSENGER CAR 2000-02 PONTIAC PASSENGER CAR 2004-08</p>	 <p>EM-3091 MOUNT-ENGINE RH Front</p> <p>SATURN PASSENGER CAR 2000-03</p>	 <p>EM-3094 MOUNT-TRANSMISSION LH Front</p> <p>CHEVROLET PASSENGER CAR 2008</p> <p>MOUNT-TRANSMISSION Rear</p> <p>CHEVROLET PASSENGER CAR 2004-08 PONTIAC PASSENGER CAR 2005-08 SATURN PASSENGER CAR 2007-08</p>
 <p>EM-3086 MOUNT-TRANSMISSION Rear</p> <p>CHEVROLET PASSENGER CAR 2005-11 PONTIAC PASSENGER CAR 2007-09</p> <p>MOUNT-TRANSMISSION</p> <p>SATURN PASSENGER CAR 2005-07</p>	 <p>EM-3089 MOUNT-ENGINE Rear</p> <p>CHRYSLER PASSENGER CAR 2000 DODGE PASSENGER CAR 2000 PLYMOUTH PASSENGER CAR 2000</p>	 <p>EM-3092 MOUNT-TRANSMISSION Front</p> <p>SATURN PASSENGER CAR 2005-07</p> <p>MOUNT-TRANSMISSION Upper</p> <p>CHEVROLET PASSENGER CAR 2005-10</p> <p>MOUNT-TRANSMISSION Rear</p> <p>SATURN PASSENGER CAR 2005-07</p>	 <p>EM-3095 Engine Torque Strut Mount Front</p> <p>CHRYSLER SUV 2004-08</p>
 <p>EM-3087 Engine Torque Strut Mount Rear Lower</p> <p>FORD PASSENGER CAR 2008-11</p>	 <p>EM-3090 Engine Torque Strut Mount Front</p> <p>BUICK VAN 2006-07 CHEVROLET PASSENGER CAR 2006-11 PONTIAC PASSENGER CAR 2005-08</p>	 <p>EM-3093 MOUNT-ENGINE Front</p> <p>BUICK PASSENGER CAR 2008-09 CHEVROLET PASSENGER CAR 2006-09 OLDSMOBILE PASSENGER CAR 2000-02 PONTIAC PASSENGER CAR 2005-08</p>	 <p>EM-3096 MOUNT-TRANSMISSION Center</p> <p>CHEVROLET PASSENGER CAR 2004-10 PONTIAC PASSENGER CAR 2005-10 SATURN PASSENGER CAR 2008</p>













BUYER'S GUIDE

NUMERICAL LISTING - ILLUSTRATIONS

 <p style="text-align: center;">EM-3097 MOUNT-ENGINE RH Front</p> <p>CHEVROLET PASSENGER CAR 2004-10</p> <p style="text-align: center;">MOUNT-ENGINE Right</p> <p>PONTIAC PASSENGER CAR 2005-10</p> <p style="text-align: center;">MOUNT-ENGINE Front</p> <p>SATURN PASSENGER CAR 2007-09</p>	 <p style="text-align: center;">EM-3100 Engine Torque Strut Mount Rear</p> <p>FORD PASSENGER CAR 2003-07</p>	 <p style="text-align: center;">EM-3103 MOUNT-ENGINE RH Front</p> <p>FORD PASSENGER CAR 2003-17 FORD VAN 2010-13 MAZDA PASSENGER CAR 2004-13 MAZDA VAN 2006-10</p>	 <p style="text-align: center;">EM-3106 MOUNT-TRANSMISSION</p> <p>FORD VAN 2004-07 MERCURY VAN 2004-07</p>
 <p style="text-align: center;">EM-3098 MOUNT-TRANSMISSION Auto</p> <p>CHEVROLET MEDIUM/HEAVY DUTY TRUCK 2009-20 CHEVROLET VAN 2003-20</p> <p style="text-align: center;">MOUNT-TRANSMISSION Front</p> <p>GMC VAN 2003-20</p> <p style="text-align: center;">MOUNT-TRANSMISSION</p> <p>CHEVROLET VAN 2003-20</p>	 <p style="text-align: center;">EM-3101 Engine Torque Strut Mount Front</p> <p>MERCURY VAN 2004-07</p> <p style="text-align: center;">Engine Torque Strut Mount Rear</p> <p>FORD VAN 2004-07</p>	 <p style="text-align: center;">EM-3104 Engine Torque Strut Mount Front</p> <p>BUICK PASSENGER CAR 2008-09 CHEVROLET PASSENGER CAR 2006-11</p>	 <p style="text-align: center;">EM-3107 Engine Torque Strut Mount Front</p> <p>FORD PASSENGER CAR 2006-09</p> <p style="text-align: center;">Engine Torque Strut Front Right</p> <p>LINCOLN PASSENGER CAR 2006 MERCURY PASSENGER CAR ... 2006-09</p>
 <p style="text-align: center;">EM-3099 Engine Torque Strut Mount Rear</p> <p>FORD PASSENGER CAR 2004-07</p>	 <p style="text-align: center;">EM-3102 MOUNT-ENGINE LH Front</p> <p>CHEVROLET TRUCK 2001-10</p> <p style="text-align: center;">MOUNT-ENGINE Right</p> <p>GMC TRUCK 2001-10</p>	 <p style="text-align: center;">EM-3105 Engine Torque Strut Mount Front</p> <p>FORD PASSENGER CAR 2007-12</p> <p style="text-align: center;">Engine Torque Strut Front Right</p> <p>MERCURY PASSENGER CAR ... 2007-11</p>	 <p style="text-align: center;">EM-3108 MOUNT-ENGINE RH Front</p> <p>CHEVROLET PASSENGER CAR 2005-11 PONTIAC PASSENGER CAR 2007-08</p> <p style="text-align: center;">MOUNT-ENGINE Front</p> <p>SATURN PASSENGER CAR 2003-07</p> <p style="text-align: center;">MOUNT-ENGINE RH Front</p> <p>SATURN SUV 2002-07</p>

BUYER'S GUIDE

NUMERICAL LISTING - ILLUSTRATIONS

 <p style="text-align: center;">EM-3109 MOUNT-ENGINE RH Front</p> <p>CHEVROLET PASSENGER CAR 2005-11 PONTIAC PASSENGER CAR 2007-08</p> <p style="text-align: center;">MOUNT-ENGINE Front</p> <p>SATURN PASSENGER CAR 2005-07 MOUNT-ENGINE RH Front</p> <p>SATURN SUV 2002-07</p>	 <p style="text-align: center;">EM-3112 MOUNT-TRANSMISSION Center</p> <p>CHEVROLET PASSENGER CAR 2006-07 PONTIAC PASSENGER CAR 2006-09</p>	 <p style="text-align: center;">EM-3115 MOUNT-TRANSMISSION</p> <p>CHEVROLET PASSENGER CAR 2004-11</p>	 <p style="text-align: center;">EM-3118 MOUNT-ENGINE RH Front</p> <p>CHEVROLET PASSENGER CAR 2009-12 PONTIAC PASSENGER CAR 2009 SATURN PASSENGER CAR 2009</p>
 <p style="text-align: center;">EM-3110 MOUNT-ENGINE RH Front</p> <p>CHEVROLET SPORT UTILITY 2005-09 PONTIAC SPORT UTILITY 2006-09 SATURN SUV 2002-03</p>	 <p style="text-align: center;">EM-3113 MOUNT-ENGINE Front</p> <p>CHEVROLET PASSENGER CAR 2004-11 PONTIAC PASSENGER CAR 2005-07</p> <p style="text-align: center;">MOUNT-TRANSMISSION</p> <p>PONTIAC PASSENGER CAR 2005-07</p>	 <p style="text-align: center;">EM-3116 MOUNT-ENGINE Front</p> <p>PONTIAC PASSENGER CAR 2006-09</p>	 <p style="text-align: center;">EM-3119 MOUNT-TRANSMISSION Manual</p> <p>FORD PASSENGER CAR 1998-00 MERCURY PASSENGER CAR ... 1998-02</p>
 <p style="text-align: center;">EM-3111 Engine Torque Strut Mount Rear</p> <p>LINCOLN PASSENGER CAR 2000-02</p>	 <p style="text-align: center;">EM-3114 Engine Torque Strut Front Right</p> <p>CHEVROLET PASSENGER CAR 2004-11 PONTIAC PASSENGER CAR 2005-10</p> <p style="text-align: center;">Engine Torque Strut Mount Rear</p> <p>PONTIAC PASSENGER CAR 2009</p>	 <p style="text-align: center;">EM-3117 MOUNT-ENGINE Right</p> <p>CHEVROLET PASSENGER CAR 2006-08</p> <p style="text-align: center;">MOUNT-ENGINE RH Front</p> <p>PONTIAC PASSENGER CAR 2006-10</p> <p style="text-align: center;">MOUNT-ENGINE Front</p> <p>SATURN PASSENGER CAR 2007-08</p>	 <p style="text-align: center;">EM-3120 MOUNT-ENGINE RH Front</p> <p>CHEVROLET TRUCK 2004-12 GMC TRUCK 2004-12</p>





BUYER'S GUIDE

NUMERICAL LISTING - ILLUSTRATIONS

 <p style="text-align: center;">EM-3121 MOUNT-ENGINE LH Front</p> <p>CHEVROLET TRUCK 2004-12 GMC TRUCK 2004-12</p>	 <p style="text-align: center;">EM-3125 MOUNT-TRANSMISSION Manual</p> <p>CHEVROLET PASSENGER CAR 2000-02 PONTIAC PASSENGER CAR 2000-02</p>	 <p style="text-align: center;">EM-3130 MOUNT-ENGINE RH Front</p> <p>DODGE PASSENGER CAR 2007-12 JEEP SPORT UTILITY 2007-16 MITSUBISHI PASSENGER CAR 2008-16</p>	 <p style="text-align: center;">EM-3133 Engine Torque Strut Mount Right Upper</p> <p>BUICK SPORT UTILITY 2008 GMC SPORT UTILITY 2007-08 SATURN SUV 2007-08</p>
 <p style="text-align: center;">EM-3122 MOUNT-TRANSMISSION</p> <p>CHEVROLET TRUCK 2004-12 GMC TRUCK 2004-12</p>	 <p style="text-align: center;">EM-3128 MOUNT-ENGINE RH Front</p> <p>CHEVROLET PASSENGER CAR 2002-05 PONTIAC PASSENGER CAR 2002-05</p>	<p style="text-align: center;">MOUNT-ENGINE Right</p> <p>MITSUBISHI SPORT UTILITY 2011-16</p>  <p style="text-align: center;">EM-3131 MOUNT-ENGINE Front</p> <p>DODGE PASSENGER CAR 2007-12 JEEP SPORT UTILITY 2007-16 MITSUBISHI PASSENGER CAR 2008-16 MITSUBISHI SPORT UTILITY 2011-16</p>	 <p style="text-align: center;">EM-3134 MOUNT-TRANSMISSION Auto</p> <p>DODGE PASSENGER CAR 2007-12</p> <p style="text-align: center;">MOUNT-TRANSMISSION Manual</p> <p>JEEP SPORT UTILITY 2007-14</p> <p style="text-align: center;">MOUNT-TRANSMISSION Auto</p> <p>MITSUBISHI PASSENGER CAR 2008-16 MITSUBISHI SPORT UTILITY 2008-16</p>
 <p style="text-align: center;">EM-3123 MOUNT-TRANSMISSION Auto</p> <p>CADILLAC PASSENGER CAR 2003-04</p>	 <p style="text-align: center;">EM-3129 MOUNT-ENGINE Right</p> <p>CHEVROLET PASSENGER CAR 2004-05 OLDSMOBILE PASSENGER CAR 2002-04 PONTIAC PASSENGER CAR 2002-05</p>	 <p style="text-align: center;">EM-3132 MOUNT-ENGINE Rear</p> <p>DODGE PASSENGER CAR 2007-09 MITSUBISHI PASSENGER CAR 2008-16 MITSUBISHI SPORT UTILITY 2011-16</p>	 <p style="text-align: center;">EM-3135 MOUNT-TRANSMISSION Center</p> <p>CHEVROLET PASSENGER CAR 2008-12 PONTIAC PASSENGER CAR 2007-09 SATURN PASSENGER CAR 2007-09</p>
 <p style="text-align: center;">EM-3124 MOUNT-TRANSMISSION Auto</p> <p>CHRYSLER PASSENGER CAR 2002 DODGE PASSENGER CAR 2001-06</p>			








BUYER'S GUIDE

NUMERICAL LISTING - ILLUSTRATIONS

 <p style="text-align: center;">EM-3136 MOUNT-TRANSMISSION Auto</p> <p>FORD TRUCK 2004-08 MOUNT-TRANSMISSION</p> <p>LINCOLN TRUCK 2006-08</p>	 <p style="text-align: center;">EM-3139 Engine Torque Strut Mount Front</p> <p>BUICK PASSENGER CAR 2006-11</p>	 <p style="text-align: center;">EM-3142 Engine Torque Strut Mount Front</p> <p>FORD PASSENGER CAR 2008-09 FORD SPORT UTILITY 2009-12 LINCOLN SPORT UTILITY 2010-13</p> <p style="text-align: center;">Engine Torque Strut Mount Rear</p> <p>FORD PASSENGER CAR 2008-12 FORD SPORT UTILITY 2011-14 LINCOLN PASSENGER CAR 2009-11 LINCOLN SPORT UTILITY 2011-14 MERCURY PASSENGER CAR ... 2008-09</p>	 <p style="text-align: center;">EM-3145 MOUNT-ENGINE Rear</p> <p>DODGE PASSENGER CAR 2007-12 JEEP SPORT UTILITY 2007-16 MITSUBISHI SPORT UTILITY 2008-13</p>
 <p style="text-align: center;">EM-3137 MOUNT-TRANSMISSION Manual</p> <p>DODGE PASSENGER CAR 2007-09 JEEP SPORT UTILITY 2007-09 MITSUBISHI PASSENGER CAR 2008-16 MITSUBISHI SPORT UTILITY 2011-16</p>	 <p style="text-align: center;">EM-3140 Engine Torque Strut Mount Right</p> <p>BUICK PASSENGER CAR 2006-11 CADILLAC PASSENGER CAR 2006-11</p>	 <p style="text-align: center;">EM-3143 Engine Torque Strut Mount Right Upper</p> <p>BUICK SPORT UTILITY 2008 GMC SPORT UTILITY 2007-08 SATURN SUV 2007-08</p>	 <p style="text-align: center;">EM-3146 MOUNT-ENGINE Rear</p> <p>BUICK PASSENGER CAR 2006-08</p>
 <p style="text-align: center;">EM-3138 MOUNT-ENGINE L & R Front</p> <p>CHRYSLER PASSENGER CAR 2005-10 DODGE PASSENGER CAR 2005-10</p>	 <p style="text-align: center;">EM-3141 Engine Torque Strut Mount Right Upper</p> <p>BUICK SPORT UTILITY 2009-17 CHEVROLET SPORT UTILITY 2009-17 GMC SPORT UTILITY 2009-17 SATURN SUV 2009-10</p>	 <p style="text-align: center;">EM-3144 Engine Torque Strut Front Left</p> <p>FORD SPORT UTILITY 2007-10</p> <p style="text-align: center;">Engine Torque Strut Mount Rear</p> <p>LINCOLN SPORT UTILITY 2007-10</p>	 <p style="text-align: center;">EM-3147 MOUNT-ENGINE Front</p> <p>CHRYSLER SUV 2007-08</p> <p style="text-align: center;">MOUNT-ENGINE Rear</p> <p>CHRYSLER SUV 2007-08</p>

BUYER'S GUIDE

NUMERICAL LISTING - ILLUSTRATIONS

 <p style="text-align: center;">EM-3148 MOUNT-ENGINE Front</p> <p>BUICK PASSENGER CAR 2006-08</p>	 <p style="text-align: center;">EM-3151 MOUNT-ENGINE Left</p> <p>FORD TRUCK 2004</p>	 <p style="text-align: center;">EM-3154 MOUNT-ENGINE Left</p> <p>CHEVROLET SPORT UTILITY ... 2008-09</p> <p style="text-align: center;">MOUNT-TRANSMISSION Center</p> <p>CHEVROLET SPORT UTILITY ... 2008-09 PONTIAC SPORT UTILITY 2008-09</p>	 <p style="text-align: center;">EM-3157 MOUNT-ENGINE Rear</p> <p>DODGE PASSENGER CAR 2007-08 JEEP SPORT UTILITY 2007-16 MITSUBISHI SPORT UTILITY 2008-13</p>
 <p style="text-align: center;">EM-3149 MOUNT-ENGINE L & R Front</p> <p>CADILLAC PASSENGER CAR 2003-14</p> <p style="text-align: center;">MOUNT-ENGINE LH Front</p> <p>CADILLAC SPORT UTILITY 2004-09</p> <p style="text-align: center;">MOUNT-ENGINE Rear</p> <p>BUICK PASSENGER CAR 2009-11</p>	 <p style="text-align: center;">EM-3152 MOUNT-ENGINE Front</p> <p>CHRYSLER PASSENGER CAR 2007-14 DODGE PASSENGER CAR 2008-10</p>	 <p style="text-align: center;">EM-3155 MOUNT-ENGINE Rear</p> <p>CHRYSLER PASSENGER CAR 2007-10 DODGE PASSENGER CAR 2008-10</p>	 <p style="text-align: center;">EM-3158 MOUNT-ENGINE Front</p> <p>BUICK PASSENGER CAR 2009-11</p>
 <p style="text-align: center;">EM-3150 MOUNT-ENGINE Right</p> <p>FORD TRUCK 2004</p>	 <p style="text-align: center;">EM-3153 MOUNT-TRANSMISSION Auto</p> <p>BUICK PASSENGER CAR 2006-11</p> <p style="text-align: center;">MOUNT-TRANSMISSION</p> <p>CADILLAC PASSENGER CAR 2006-11</p>	 <p style="text-align: center;">EM-3156 MOUNT-ENGINE Front</p> <p>CHRYSLER VAN 2008-10 DODGE VAN 2008-10 VOLKSWAGEN VAN 2009-10</p>	 <p style="text-align: center;">EM-3159 MOUNT-TRANSMISSION Auto</p> <p>CADILLAC PASSENGER CAR 2004-07</p>
			 <p style="text-align: center;">EM-3160 MOUNT-ENGINE RH Front</p> <p>PONTIAC PASSENGER CAR 2007-09</p> <p style="text-align: center;">MOUNT-ENGINE LH Front</p> <p>SATURN PASSENGER CAR 2007-10</p>

BUYER'S GUIDE

NUMERICAL LISTING - ILLUSTRATIONS



EM-3161
MOUNT-TRANSMISSION

PONTIAC PASSENGER CAR 2007-09
SATURN PASSENGER CAR 2007-10



EM-3167
MOUNT-ENGINE
RH Front

CHRYSLER PASSENGER
CAR 2007-14
DODGE PASSENGER CAR 2008-13



EM-3175
MOUNT-ENGINE
LH Front

CHEVROLET VAN 2003-14
GMC VAN 2003-14



EM-3189
MOUNT-TRANSMISSION

DODGE VAN 2003-06
FREIGHTLINER 2003-06



EM-3162
MOUNT-TRANSMISSION
Manual

CADILLAC PASSENGER CAR 2004



EM-3168
MOUNT-ENGINE
Rear

CHRYSLER PASSENGER
CAR 2011-14
DODGE PASSENGER CAR 2011-13



EM-3177
MOUNT-ENGINE
L & R Front

CHEVROLET VAN 2003-14
GMC VAN 2003-12



EM-3190
MOUNT-ENGINE
L & R Front

DODGE VAN 2003-06
FREIGHTLINER 2003-06



EM-3165
MOUNT-ENGINE
Front

DODGE SPORT UTILITY 2009-10

MOUNT-TRANSMISSION

CHRYSLER PASSENGER
CAR 2007-10
CHRYSLER PASSENGER
CAR 2007-10
DODGE PASSENGER CAR 2008-10



EM-3179
MOUNT-TRANSMISSION
Auto

CHRYSLER PASSENGER
CAR 2003-08




EM-3192
MOUNT-ENGINE
Front

BUICK SPORT UTILITY 2008
GMC SPORT UTILITY 2007-08
SATURN SUV 2007-08



EM-3166
MOUNT-ENGINE
Front

BUICK PASSENGER CAR 2006-11
CADILLAC PASSENGER CAR 2006-11



EM-3172
MOUNT-TRANSMISSION

CHEVROLET TRUCK 2007-12
GMC TRUCK 2007-12



EM-3183
MOUNT-ENGINE
Right

DODGE SPORT UTILITY 2009-12

MOUNT-ENGINE
Rear

BUICK SPORT UTILITY 2008
GMC SPORT UTILITY 2007-08
SATURN SUV 2007-08

MOUNT-TRANSMISSION

BUICK SPORT UTILITY 2008

BUYER'S GUIDE

NUMERICAL LISTING - ILLUSTRATIONS

 <p style="text-align: center;">EM-3193 Engine Torque Strut Mount Rear</p> <p>FORD PASSENGER CAR 2011-19</p>	<p>EM-3196 (Continued)</p> <p>CADILLAC PASSENGER CAR 2013-19 CADILLAC SPORT UTILITY 2010-16 CHEVROLET PASSENGER CAR 2013-19</p>  <p style="text-align: center;">EM-3197 MOUNT-TRANSMISSION Front</p> <p>BUICK PASSENGER CAR 2011-13 CADILLAC SPORT UTILITY 2010-11</p>  <p style="text-align: center;">EM-3198 MOUNT-ENGINE Right</p> <p>BUICK PASSENGER CAR 2010-17 CHEVROLET PASSENGER CAR 2013-14</p>  <p style="text-align: center;">EM-3199 MOUNT-TRANSMISSION Center</p> <p>CHEVROLET PASSENGER CAR 2014-19</p>	 <p style="text-align: center;">EM-3200 MOUNT-ENGINE Right</p> <p>BUICK PASSENGER CAR 2010-15 CADILLAC PASSENGER CAR 2013-19 CHEVROLET PASSENGER CAR 2014-20</p>  <p style="text-align: center;">EM-3201 MOUNT-TRANSMISSION Center</p> <p>BUICK PASSENGER CAR 2011-13 MOUNT-TRANSMISSION CADILLAC SPORT UTILITY 2010-11</p>  <p style="text-align: center;">EM-3202 MOUNT-TRANSMISSION Front</p> <p>CHEVROLET PASSENGER CAR 2011-16</p>  <p style="text-align: center;">EM-4000 MOUNT-ENGINE LH Front</p> <p>CHEVROLET SPORT UTILITY 2007-09 CHEVROLET TRUCK 2007-13 GMC SPORT UTILITY 2007-09 GMC TRUCK 2007-13</p>	 <p style="text-align: center;">EM-4001 MOUNT-ENGINE Front</p> <p>HUMMER 2002-06</p>  <p style="text-align: center;">EM-4002 MOUNT-TRANSMISSION Auto</p> <p>DODGE TRUCK 2006-08</p>  <p style="text-align: center;">EM-4003 MOUNT-ENGINE Right</p> <p>CHRYSLER VAN 2001-02 MOUNT-ENGINE RH Front</p> <p>DODGE VAN 2001-02</p>
 <p style="text-align: center;">EM-3194 MOUNT-TRANSMISSION Front</p> <p>BUICK PASSENGER CAR 2010-17 CHEVROLET PASSENGER CAR 2013-19 MOUNT-TRANSMISSION CHEVROLET VAN 2012-14</p>  <p style="text-align: center;">EM-3195 MOUNT-TRANSMISSION Front</p> <p>BUICK PASSENGER CAR 2010-16 CADILLAC PASSENGER CAR 2013-19 CADILLAC SPORT UTILITY 2010-16 CHEVROLET PASSENGER CAR 2013-18</p>  <p style="text-align: center;">EM-3196 MOUNT-TRANSMISSION Rear</p> <p>BUICK PASSENGER CAR 2010-17</p> <p style="text-align: center;">(Continued Next Column)</p>			

BUYER'S GUIDE

NUMERICAL LISTING - ILLUSTRATIONS

 <p style="text-align: center;">EM-4004 MOUNT-ENGINE Right</p> <p>CHRYSLER VAN 2003 MOUNT-ENGINE RH Front</p> <p>DODGE VAN 2003-07</p>	 <p style="text-align: center;">EM-4011 MOUNT-ENGINE Right</p> <p>CHRYSLER VAN 2008-10 DODGE VAN 2008-10 VOLKSWAGEN VAN 2009-10</p>	 <p style="text-align: center;">EM-4015 MOUNT-ENGINE LH Front</p> <p>HUMMER 2006-10</p>	 <p style="text-align: center;">EM-4019 MOUNT-ENGINE Rear</p> <p>FORD SPORT UTILITY 2005-12 MAZDA SPORT UTILITY 2005-11 MERCURY SPORT UTILITY 2005-11</p>
 <p style="text-align: center;">EM-4006 MOUNT-ENGINE LH Front</p> <p>DODGE TRUCK 2006-08</p>	 <p style="text-align: center;">EM-4012 MOUNT-ENGINE Right</p> <p>CHRYSLER VAN 2008-16 DODGE VAN 2008-20 RAM VAN 2012-15 VOLKSWAGEN VAN 2011-14</p>	 <p style="text-align: center;">EM-4016 MOUNT-ENGINE RH Front</p> <p>HUMMER 2006-10</p>	 <p style="text-align: center;">EM-4021 MOUNT-ENGINE Right</p> <p>FORD MEDIUM/HEAVY DUTY 1999-04 FORD SPORT UTILITY 2000-05 FORD TRUCK 1999-04</p>
 <p style="text-align: center;">EM-4007 MOUNT-ENGINE RH Front</p> <p>DODGE TRUCK 2006-08</p>	 <p style="text-align: center;">EM-4013 MOUNT-TRANSMISSION</p> <p>CHRYSLER VAN 2008-10 DODGE VAN 2008-10 VOLKSWAGEN VAN 2009-10</p>	 <p style="text-align: center;">EM-4017 MOUNT-ENGINE RH Front</p> <p>CHEVROLET SPORT UTILITY 2007-09 CHEVROLET TRUCK 2007-13 GMC SPORT UTILITY 2007-09 GMC TRUCK 2007-13</p>	 <p style="text-align: center;">EM-4022 MOUNT-ENGINE Left</p> <p>FORD MEDIUM/HEAVY DUTY 1999-04 FORD SPORT UTILITY 2000-05 FORD TRUCK 1999-04</p>
		 <p style="text-align: center;">EM-4018 MOUNT-ENGINE L & R Front</p> <p>DODGE TRUCK 2003-07</p>	

BUYER'S GUIDE

NUMERICAL LISTING - ILLUSTRATIONS

 <p style="text-align: center;">EM-4023 MOUNT-TRANSMISSION</p> <p>FORD MEDIUM/HEAVY DUTY 2003-07 FORD SPORT UTILITY 2003-05 FORD TRUCK 2003-07</p>	 <p style="text-align: center;">EM-4028 Engine Torque Strut Mount Bushing Upper</p> <p>FORD PASSENGER CAR 2005-07 MERCURY PASSENGER CAR ... 2005-07</p>	 <p style="text-align: center;">EM-4033 MOUNT-ENGINE Right</p> <p>FORD SPORT UTILITY 2005-12</p> <p style="text-align: center;">MOUNT-ENGINE Front</p> <p>MAZDA SPORT UTILITY 2005-11 MERCURY SPORT UTILITY 2005-11</p>	 <p style="text-align: center;">EM-4036 MOUNT-TRANSMISSION</p> <p>BUICK SPORT UTILITY 2009-17 CHEVROLET SPORT UTILITY ... 2009-17 GMC SPORT UTILITY 2009-16 SATURN SUV 2009-10</p>
 <p style="text-align: center;">EM-4024 MOUNT-TRANSMISSION</p> <p>FORD MEDIUM/HEAVY DUTY 2003-07 FORD SPORT UTILITY 2003-05 FORD TRUCK 2003-07</p>	 <p style="text-align: center;">EM-4029 MOUNT-ENGINE L & R Front</p> <p>FORD PASSENGER CAR 2005-20</p>	 <p style="text-align: center;">EM-4034 MOUNT-TRANSMISSION Auto</p> <p>FORD PASSENGER CAR 2006-12</p>	 <p style="text-align: center;">EM-4037 MOUNT-ENGINE Front</p> <p>BUICK SPORT UTILITY 2009-17 CHEVROLET SPORT UTILITY ... 2009-17 GMC SPORT UTILITY 2009-16 SATURN SUV 2009-10</p>
 <p style="text-align: center;">EM-4025 MOUNT-TRANSMISSION</p> <p>FORD TRUCK 2005-08</p>	<p style="text-align: center;">EM-4030 (NEW) MOUNT-ENGINE Right</p> <p>DODGE TRUCK 2000-02</p>	<p style="text-align: center;">EM-4034 MOUNT-TRANSMISSION Manual</p> <p>LINCOLN PASSENGER CAR 2006</p> <p style="text-align: center;">MOUNT-TRANSMISSION Auto</p> <p>MAZDA PASSENGER CAR 2009-13 MERCURY PASSENGER CAR ... 2006-11</p>	 <p style="text-align: center;">EM-4038 MOUNT-ENGINE Left</p> <p>FORD TRUCK 2005-08 LINCOLN TRUCK 2006-08</p>
 <p style="text-align: center;">EM-4027 MOUNT-TRANSMISSION Front</p> <p>CHEVROLET PASSENGER CAR 2008-10 PONTIAC PASSENGER CAR 2007-10 SATURN PASSENGER CAR 2008-09</p>	 <p style="text-align: center;">EM-4031 MOUNT-ENGINE Left</p> <p>DODGE TRUCK 2000-02</p>	 <p style="text-align: center;">EM-4035 MOUNT-ENGINE Rear</p> <p>BUICK SPORT UTILITY 2009-17 CHEVROLET SPORT UTILITY ... 2009-17 GMC SPORT UTILITY 2009-16 SATURN SUV 2009-10</p>	 <p style="text-align: center;">EM-4039 MOUNT-ENGINE Right</p> <p>FORD TRUCK 2005-08</p>

(Continued Next Page)

BUYER'S GUIDE

NUMERICAL LISTING - ILLUSTRATIONS

EM-4039 (Continued)

LINCOLN TRUCK 2006-08



EM-4040
MOUNT-TRANSMISSION
Upper

FORD PASSENGER CAR 2008-19
 FORD SPORT UTILITY 2009-19
 LINCOLN PASSENGER CAR 2009-16
 LINCOLN SPORT UTILITY 2010-15
 MERCURY PASSENGER CAR 2008-09



EM-4041
MOUNT-ENGINE
L & R Front

JEEP SPORT UTILITY 2007-11



EM-4042
MOUNT-ENGINE
Rear

CHRYSLER VAN 2008-10
 DODGE VAN 2008-10
 VOLKSWAGEN VAN 2009-10



EM-4043
MOUNT-TRANSMISSION
Auto

JEEP SPORT UTILITY 2007-11



EM-4044
MOUNT-ENGINE
Right

FORD PASSENGER CAR 2006-09
 LINCOLN PASSENGER CAR 2006
 MERCURY PASSENGER CAR 2006-09



EM-4045
MOUNT-TRANSMISSION
Rear

CHEVROLET PASSENGER
 CAR 2008-12
 PONTIAC PASSENGER CAR 2008-10
 SATURN PASSENGER CAR 2009



EM-4046
MOUNT-TRANSMISSION
Front

CHEVROLET PASSENGER
 CAR 2008-12
 PONTIAC PASSENGER CAR 2008-10
 SATURN PASSENGER CAR 2009



EM-4047
MOUNT-TRANSMISSION
Center

CHEVROLET PASSENGER
 CAR 2004-10
 PONTIAC PASSENGER CAR 2007-10
 SATURN PASSENGER CAR 2009



EM-4049
MOUNT-TRANSMISSION
Front

BUICK PASSENGER CAR 2016-17

MOUNT-TRANSMISSION

CHEVROLET PASSENGER
 CAR 2011-16



EM-4050
MOUNT-ENGINE
Front

CHRYSLER VAN 2011-16
 DODGE VAN 2011-20
 RAM VAN 2012-15
 VOLKSWAGEN VAN 2011-14



EM-4051
Engine Torque Strut Mount
Rear

FORD SPORT UTILITY 2005-12
 MERCURY SPORT UTILITY 2006-11



EM-4053
MOUNT-TRANSMISSION
Center

CHEVROLET PASSENGER
 CAR 2011-16



EM-4054
MOUNT-TRANSMISSION
Center

BUICK PASSENGER CAR 2012-17

MOUNT-TRANSMISSION

CHEVROLET PASSENGER
 CAR 2011-16
 CHEVROLET VAN 2012-14



EM-4055
Engine Torque Strut Mount
Rear

FORD PASSENGER CAR 2010-19
 FORD SPORT UTILITY 2010-19
 LINCOLN PASSENGER CAR 2010-15

(Continued Next Page)

BUYER'S GUIDE

NUMERICAL LISTING - ILLUSTRATIONS

EM-4055 (Continued)

LINCOLN SPORT UTILITY 2010-15



EM-4056 Engine Torque Strut Mount Front

FORD PASSENGER CAR 2010-19
 FORD SPORT UTILITY 2010-19
 LINCOLN PASSENGER CAR 2010-15
 LINCOLN SPORT UTILITY 2010-15



EM-4057 Engine Torque Strut Mount Front Lower

FORD SPORT UTILITY 2013-17

Engine Torque Strut Mount Rear Lower

FORD PASSENGER CAR 2012-18
 FORD VAN 2014-17
 VOLVO PASSENGER CAR 2004-11



EM-4058 Engine Torque Strut Mount Front

FORD PASSENGER CAR 2010-12
 MERCURY PASSENGER CAR ... 2010-11



EM-4059 Engine Torque Strut Mount Front

FORD PASSENGER CAR 2010-12
 LINCOLN PASSENGER CAR 2007-12



EM-4060 MOUNT-TRANSMISSION Auto

DODGE MEDIUM/HEAVY
 DUTY 2007-10
MOUNT-TRANSMISSION

DODGE TRUCK 2006-10
**MOUNT-TRANSMISSION
 Manual**

RAM MEDIUM/HEAVY DUTY
 TRUCK 2011-12
**MOUNT-TRANSMISSION
 Auto**

RAM TRUCK 2010-12
 STERLING MEDIUM/HEAVY
 DUTY TRUCK 2008-10



EM-4061 MOUNT-TRANSMISSION Front

CHEVROLET PASSENGER
 CAR 2008-12
 PONTIAC PASSENGER CAR 2007-09
 SATURN PASSENGER CAR 2007-09



EM-4062 MOUNT-TRANSMISSION Rear

CHEVROLET PASSENGER
 CAR 2008-12
 PONTIAC PASSENGER CAR 2007-09
 SATURN PASSENGER CAR 2007-09



EM-4063 MOUNT-TRANSMISSION Rear

CHEVROLET SPORT UTILITY ... 2008-10
 SATURN SUV 2008-10



EM-4064 MOUNT-TRANSMISSION Center MOUNT-TRANSMISSION Upper

CHEVROLET SPORT UTILITY ... 2008-11
 SATURN SUV 2008-10



EM-4065 Engine Torque Strut Mount Upper

FORD PASSENGER CAR 2005-07
 MERCURY PASSENGER CAR ... 2005-07



EM-4066 Engine Torque Strut Mount Upper

FORD PASSENGER CAR 2005-07
 MERCURY PASSENGER CAR ... 2005-07



EM-4067 MOUNT-TRANSMISSION Auto

FORD PASSENGER CAR 2010-12
MOUNT-TRANSMISSION

LINCOLN PASSENGER CAR 2011-12
**MOUNT-TRANSMISSION
 Auto**

MERCURY PASSENGER CAR ... 2010-11

BUYER'S GUIDE

NUMERICAL LISTING - ILLUSTRATIONS

 <p style="text-align: center;">EM-4068 MOUNT-ENGINE RH Front</p> <p>FORD PASSENGER CAR 2013-20 LINCOLN PASSENGER CAR 2013-20</p>	 <p style="text-align: center;">EM-4071 MOUNT-ENGINE LH Front</p> <p>FORD SPORT UTILITY 2005-12 MAZDA SPORT UTILITY 2005-11 MERCURY SPORT UTILITY 2005-11</p>	 <p style="text-align: center;">EM-4074 MOUNT-ENGINE Right</p> <p>FORD PASSENGER CAR 2011-16 MAZDA PASSENGER CAR 2011-14</p>	 <p style="text-align: center;">EM-4078 MOUNT-TRANSMISSION Rear</p> <p>CHEVROLET SPORT UTILITY 2008-09 PONTIAC SPORT UTILITY 2008-09</p>
 <p style="text-align: center;">EM-4069 MOUNT-TRANSMISSION Lower</p> <p>FORD PASSENGER CAR 2013-18</p>	 <p style="text-align: center;">EM-4072 MOUNT-ENGINE Right</p> <p>CHEVROLET PASSENGER CAR 2004-05</p>	 <p style="text-align: center;">EM-4076 MOUNT-ENGINE RH Front</p> <p>BUICK PASSENGER CAR 2016-17</p>	 <p style="text-align: center;">EM-4079 MOUNT-TRANSMISSION Front</p> <p>CHEVROLET SPORT UTILITY 2008-09 PONTIAC SPORT UTILITY 2008-09</p>
 <p style="text-align: center;">EM-4070 MOUNT-TRANSMISSION Upper</p> <p>FORD PASSENGER CAR 2013-20</p>	 <p style="text-align: center;">EM-4073 MOUNT-ENGINE L & R Front</p> <p>CHEVROLET TRUCK 2007-13 GMC TRUCK 2007-13</p>	 <p style="text-align: center;">EM-4077 MOUNT-TRANSMISSION Auto</p> <p>CHRYSLER VAN 2011-15 DODGE VAN 2011-20</p>	 <p style="text-align: center;">EM-4080 MOUNT-TRANSMISSION Rear</p> <p>BUICK PASSENGER CAR 2012-17 CHEVROLET PASSENGER CAR 2011-16</p>
<p style="text-align: center;">MOUNT-TRANSMISSION Auto</p> <p>LINCOLN PASSENGER CAR 2013-17</p>	<p style="text-align: center;">MOUNT-TRANSMISSION Auto</p> <p>RAM VAN 2012-15 VOLKSWAGEN VAN 2011-14</p>	<p style="text-align: center;">MOUNT-TRANSMISSION Auto</p> <p>CHEVROLET VAN 2012-14</p>	<p style="text-align: center;">MOUNT-TRANSMISSION</p>

BUYER'S GUIDE

NUMERICAL LISTING - ILLUSTRATIONS

 <p>EM-4081 MOUNT-TRANSMISSION</p> <p>FORD SPORT UTILITY 2007-14 LINCOLN SPORT UTILITY 2007-15</p>	 <p>EM-4086 MOUNT-ENGINE LH Front</p> <p>DODGE TRUCK 2002-05</p>	<p>EM-4090 MOUNT-ENGINE LH Front</p> <p>DODGE MEDIUM/HEAVY DUTY 2007-10</p> <p>MOUNT-ENGINE Left</p> <p>DODGE TRUCK 2007-10</p> <p>MOUNT-ENGINE LH Front</p> <p>RAM MEDIUM/HEAVY DUTY TRUCK 2011-13 RAM TRUCK 2010-12</p> <p>MOUNT-ENGINE Left</p> <p>STERLING MEDIUM/HEAVY DUTY TRUCK 2008-10</p>	 <p>EM-4095 MOUNT-TRANSMISSION</p> <p>FORD SPORT UTILITY 2006-10 MERCURY SPORT UTILITY 2006-10</p>
 <p>EM-4082 MOUNT-ENGINE RH Front</p> <p>FORD PASSENGER CAR 2005-11 FORD VAN 2010-13</p>	 <p>EM-4087 MOUNT-ENGINE RH Front</p> <p>DODGE TRUCK 2002-05</p>	 <p>EM-4091 MOUNT-ENGINE RH Front</p> <p>DODGE MEDIUM/HEAVY DUTY 2008-10 DODGE TRUCK 2007-10 RAM MEDIUM/HEAVY DUTY TRUCK 2011-13 RAM TRUCK 2010-12</p> <p>MOUNT-ENGINE Right</p> <p>STERLING MEDIUM/HEAVY DUTY TRUCK 2008-10</p>	 <p>EM-4096 MOUNT-TRANSMISSION</p> <p>HUMMER 2006-10</p>
 <p>EM-4084 MOUNT-ENGINE LH Front</p> <p>DODGE TRUCK 2003-05</p>	 <p>EM-4088 MOUNT-ENGINE LH Front</p> <p>DODGE TRUCK 2002-05</p>	 <p>EM-4094 MOUNT-ENGINE Front</p> <p>CHRYSLER PASSENGER CAR 2007-14 CHRYSLER VAN 2008-10 DODGE PASSENGER CAR 2008-10 DODGE VAN 2008-10 VOLKSWAGEN VAN 2009-10</p>	 <p>EM-4097 MOUNT-ENGINE LH Front</p> <p>FORD SPORT UTILITY 2003-06 LINCOLN SPORT UTILITY 2003-06</p>
 <p>EM-4085 MOUNT-ENGINE RH Front</p> <p>DODGE TRUCK 2003-05</p>	 <p>EM-4089 MOUNT-ENGINE RH Front</p> <p>DODGE TRUCK 2002-05</p>	 <p>EM-4098 MOUNT-ENGINE RH Front</p> <p>FORD SPORT UTILITY 2003 LINCOLN SPORT UTILITY 2003</p>	

BUYER'S GUIDE

NUMERICAL LISTING - ILLUSTRATIONS

 <p style="text-align: center;">EM-4099 MOUNT-ENGINE RH Front</p> <p>FORD SPORT UTILITY 2004-06 LINCOLN SPORT UTILITY 2004-06</p>	 <p style="text-align: center;">EM-4103 MOUNT-ENGINE LH Front</p> <p>JEEP SPORT UTILITY 2005-10</p>	 <p style="text-align: center;">EM-4107 MOUNT-TRANSMISSION</p> <p>CHRYSLER PASSENGER CAR 2009-14 DODGE PASSENGER CAR 2008-14</p> <p style="text-align: center;">MOUNT-TRANSMISSION Auto</p> <p>DODGE SPORT UTILITY 2009-19</p>	 <p style="text-align: center;">EM-4110 Engine Torque Strut Mount Rear Lower</p> <p>FORD PASSENGER CAR 2012-18</p>
 <p style="text-align: center;">EM-4100 MOUNT-ENGINE LH Front</p> <p>JEEP SPORT UTILITY 2005-09</p>	 <p style="text-align: center;">EM-4104 MOUNT-ENGINE RH Front</p> <p>JEEP SPORT UTILITY 2005-10</p>	 <p style="text-align: center;">EM-4108 MOUNT-TRANSMISSION Auto</p> <p>CHRYSLER PASSENGER CAR 2009-14 DODGE PASSENGER CAR 2008-14</p>	 <p style="text-align: center;">EM-4111 MOUNT-TRANSMISSION Front</p> <p>CHEVROLET SPORT UTILITY 2010-17 GMC SPORT UTILITY 2010-15</p>
 <p style="text-align: center;">EM-4101 MOUNT-ENGINE LH Front</p> <p>DODGE SPORT UTILITY 2007-11 JEEP SPORT UTILITY 2008-12</p>	 <p style="text-align: center;">EM-4105 MOUNT-ENGINE RH Front</p> <p>JEEP SPORT UTILITY 2005-09</p>	 <p style="text-align: center;">EM-4109 MOUNT-ENGINE Rear</p> <p>DODGE SPORT UTILITY 2009-10</p>	 <p style="text-align: center;">EM-4112 MOUNT-ENGINE Right</p> <p>CHRYSLER PASSENGER CAR 2011-14 DODGE PASSENGER CAR 2011-14</p>
 <p style="text-align: center;">EM-4102 DIFFERENTIAL MOUNT - FRONT</p> <p>JEEP SPORT UTILITY 2006-10</p>	 <p style="text-align: center;">EM-4106 MOUNT-ENGINE LH Front</p> <p>FORD SPORT UTILITY 2006-10 MERCURY SPORT UTILITY 2006-10</p>		 <p style="text-align: center;">EM-4113 MOUNT-ENGINE Front</p> <p>CHRYSLER PASSENGER CAR 2011-14</p>

(Continued Next Page)

BUYER'S GUIDE

NUMERICAL LISTING - ILLUSTRATIONS

EM-4113 (Continued)

DODGE PASSENGER CAR 2011-14
 DODGE SPORT UTILITY 2011-19



EM-4114
MOUNT-ENGINE
 Front

CHEVROLET PASSENGER
 CAR 2012-16



EM-4115
Engine Torque Strut Mount
 Rear

CHEVROLET PASSENGER
 CAR 2012-17



EM-4116
MOUNT-TRANSMISSION

CHEVROLET PASSENGER
 CAR 2012-16



EM-4117
MOUNT-TRANSMISSION
 Auto

FORD SPORT UTILITY 2005-12
 MAZDA SPORT UTILITY 2005-11

MERCURY SPORT UTILITY 2005-11

EM-4118 (NEW)
MOUNT-TRANSMISSION
 Auto

CHEVROLET VAN 2003-14
 CHRYSLER VAN 2017-21

GMC VAN 2003-14



EM-4119
MOUNT-TRANSMISSION
 Auto

BUICK SPORT UTILITY 2004

CHEVROLET TRUCK 2005-06

GMC SPORT UTILITY 2005
 SAAB SUV 2005-09



EM-4120
Engine Torque Strut Mount
 Front

FORD SPORT UTILITY 2012-15



EM-4121
MOUNT-TRANSMISSION
 Upper

FORD PASSENGER CAR 2012-18
 FORD SPORT UTILITY 2013-19
 FORD VAN 2014-21

MOUNT-TRANSMISSION
 Auto

LINCOLN SPORT UTILITY 2015-18
 VOLVO PASSENGER CAR 2004-11



EM-4122
MOUNT-ENGINE
 Right

SATURN PASSENGER CAR 2008-09



EM-4123
MOUNT-ENGINE
 RH Front

JEEP SPORT UTILITY 2005-10



EM-4124
MOUNT-TRANSMISSION

FORD PASSENGER CAR 2005-14



EM-4125
MOUNT-ENGINE
 Front

FORD SPORT UTILITY 2012-19



EM-4126
MOUNT-TRANSMISSION

PONTIAC PASSENGER CAR 2007-09
 SATURN PASSENGER CAR 2007-10

BUYER'S GUIDE

NUMERICAL LISTING - ILLUSTRATIONS

 <p style="text-align: center;">EM-4127 MOUNT-TRANSMISSION</p> <p>CHRYSLER PASSENGER CAR 2007-14 CHRYSLER VAN 2008-10</p> <p style="text-align: center;">MOUNT-TRANSMISSION Auto</p> <p>DODGE PASSENGER CAR 2008-14 DODGE SPORT UTILITY 2009-19</p> <p style="text-align: center;">MOUNT-TRANSMISSION</p> <p>DODGE VAN 2008-10 VOLKSWAGEN VAN 2009-10</p>	 <p style="text-align: center;">EM-4130 Engine Torque Strut Mount Lower</p> <p>CHEVROLET PASSENGER CAR 2013-15</p> <p style="text-align: center;">EM-4131 MOUNT-TRANSMISSION Upper</p> <p>CHEVROLET PASSENGER CAR 2013-15</p>	 <p style="text-align: center;">EM-4134 MOUNT-TRANSMISSION Center</p> <p>CHEVROLET PASSENGER CAR 2009-12 PONTIAC PASSENGER CAR 2008-10 SATURN PASSENGER CAR 2008-09</p>	 <p style="text-align: center;">EM-4137 MOUNT-ENGINE Left</p> <p>FORD MEDIUM/HEAVY DUTY 2005-07 FORD TRUCK 2005-07</p>
 <p style="text-align: center;">EM-4128 MOUNT-TRANSMISSION Center</p> <p>BUICK PASSENGER CAR 2011-17 CHEVROLET PASSENGER CAR 2013-15</p>	 <p style="text-align: center;">EM-4132 MOUNT-ENGINE Rear</p> <p>CHRYSLER VAN 2011-16 DODGE PASSENGER CAR 2011-14 DODGE SPORT UTILITY 2011-19 DODGE VAN 2011-20 RAM VAN 2012-15 VOLKSWAGEN VAN 2011-14</p>	 <p style="text-align: center;">EM-4135 MOUNT-TRANSMISSION Rear</p> <p>CHEVROLET SPORT UTILITY 2010-17 GMC SPORT UTILITY 2010-16</p>	 <p style="text-align: center;">EM-4138 Engine Torque Strut Mount Rear</p> <p>FORD SPORT UTILITY 2011-15</p>
 <p style="text-align: center;">EM-4129 MOUNT-TRANSMISSION Center</p> <p>CHEVROLET PASSENGER CAR 2011-12</p>	<p style="text-align: center;">EM-4133 (NEW) MOUNT-ENGINE RH Front</p> <p>CHEVROLET PASSENGER CAR 2014-15</p> <p style="text-align: center;">MOUNT-ENGINE Right</p> <p>CHEVROLET PASSENGER CAR 2011-15</p>	 <p style="text-align: center;">EM-4136 (NEW) MOUNT-ENGINE Right</p> <p>FORD MEDIUM/HEAVY DUTY 2005-07 FORD TRUCK 2005-07</p>	 <p style="text-align: center;">EM-4139 MOUNT-ENGINE RH Front</p> <p>FORD SPORT UTILITY 2013-19</p>
 <p style="text-align: center;">EM-4140 MOUNT-TRANSMISSION Auto</p> <p>FORD SPORT UTILITY 2011-19</p>			

BUYER'S GUIDE

NUMERICAL LISTING - ILLUSTRATIONS

 <p>EM-4141 MOUNT-ENGINE Rear</p> <p>FORD PASSENGER CAR 2005-07 MERCURY PASSENGER CAR ... 2005-07</p>	<p>EM-4144 (NEW) MOUNT-TRANSMISSION Manual</p> <p>FORD TRUCK 2009-10</p> <p>EM-4145 (NEW) MOUNT-ENGINE RH Front</p> <p>FORD PASSENGER CAR 2012-17</p>	 <p>EM-4151 MOUNT-TRANSMISSION Manual</p> <p>DODGE TRUCK 2003-05</p>	 <p>EM-4154 MOUNT-TRANSMISSION</p> <p>FORD PASSENGER CAR 2011-19</p>
 <p>EM-4142 MOUNT-ENGINE LH Front</p> <p>FORD SPORT UTILITY 2007-19</p> <p>EM-4143 MOUNT-ENGINE RH Front</p> <p>FORD TRUCK 2009-19 LINCOLN SPORT UTILITY 2007-19 LINCOLN TRUCK 2010-14</p>	 <p>EM-4146 Engine Torque Strut Mount Front</p> <p>FORD PASSENGER CAR 2010-12 MERCURY PASSENGER CAR ... 2010-11</p>	 <p>EM-4152 MOUNT-ENGINE RH Front</p> <p>FORD PASSENGER CAR 2014-17</p> <p>EM-4153 MOUNT-TRANSMISSION</p> <p>JEEP SPORT UTILITY 2005-10</p>	 <p>EM-4155 MOUNT-ENGINE Front</p> <p>CHEVROLET SPORT UTILITY 2008-15 GMC SPORT UTILITY 2010-17 SATURN SUV 2008-10</p>
 <p>EM-4143 MOUNT-ENGINE RH Front</p> <p>FORD SPORT UTILITY 2007-19 FORD TRUCK 2009-19 LINCOLN SPORT UTILITY 2007-19</p> <p>EM-4144 MOUNT-ENGINE LH Front</p> <p>LINCOLN TRUCK 2010-14</p>	 <p>EM-4149 MOUNT-ENGINE L & R Front</p> <p>CHEVROLET PASSENGER CAR 2010-15</p>	 <p>EM-4152 MOUNT-ENGINE Right</p> <p>FORD SPORT UTILITY 2013-17 FORD VAN 2014-17 LINCOLN SPORT UTILITY 2015-18</p>	 <p>EM-4156 MOUNT-TRANSMISSION Auto</p> <p>CHEVROLET TRUCK 2007-19 GMC TRUCK 2011-19</p>
 <p>EM-4150 MOUNT-ENGINE L & R Front</p> <p>CHRYSLER PASSENGER CAR 2011-19 DODGE PASSENGER CAR 2011-19</p>	 <p>EM-4153 MOUNT-TRANSMISSION</p> <p>JEEP SPORT UTILITY 2005-10</p>	 <p>EM-4157 MOUNT-TRANSMISSION Auto</p> <p>CHEVROLET TRUCK 2011-19</p>	 <p>EM-4154 MOUNT-TRANSMISSION</p> <p>FORD PASSENGER CAR 2011-19</p>

BUYER'S GUIDE

NUMERICAL LISTING - ILLUSTRATIONS

 <p style="text-align: center;">EM-4158 MOUNT-TRANSMISSION Center</p> <p>CHEVROLET PASSENGER CAR 2005-11 PONTIAC PASSENGER CAR 2007-09 SATURN PASSENGER CAR 2005-07</p>	 <p style="text-align: center;">EM-4161 MOUNT-ENGINE Right</p> <p>CHEVROLET SPORT UTILITY 2010-15 GMC SPORT UTILITY 2010-15</p>	<p>EM-4166 (Continued) DODGE PASSENGER CAR 2008-10</p>  <p style="text-align: center;">EM-4167 MOUNT-ENGINE LH Front</p> <p>DODGE PASSENGER CAR 2005-10</p>	 <p style="text-align: center;">EM-4171 TRANSMISSION MOUNT BUSHING Front</p> <p>CHEVROLET PASSENGER CAR 2005-11 CHEVROLET SPORT UTILITY 2012-15 PONTIAC PASSENGER CAR 2007-09 SATURN PASSENGER CAR 2003-07</p>
 <p style="text-align: center;">EM-4159 MOUNT-TRANSMISSION Auto</p> <p>CHEVROLET TRUCK 2011-19 GMC TRUCK 2011-19</p>	 <p style="text-align: center;">EM-4163 MOUNT-ENGINE L & R Front</p> <p>CHEVROLET TRUCK 2011-17 GMC TRUCK 2011-17</p>	 <p style="text-align: center;">EM-4168 MOUNT-ENGINE L & R Front</p> <p>CHRYSLER PASSENGER CAR 2012-14 DODGE PASSENGER CAR 2012-20 DODGE SPORT UTILITY 2011-20 JEEP SPORT UTILITY 2011-20</p>	 <p style="text-align: center;">EM-4172 MOUNT-TRANSMISSION Auto</p> <p>DODGE SPORT UTILITY 2011-17 JEEP SPORT UTILITY 2011-20</p>
 <p style="text-align: center;">EM-4160 Engine Torque Strut Mount Front</p> <p>FORD PASSENGER CAR 2005-07 MERCURY PASSENGER CAR ... 2005-07</p>	 <p style="text-align: center;">EM-4164 Engine Torque Strut Mount Rear</p> <p>FORD PASSENGER CAR 2011-19</p>	 <p style="text-align: center;">EM-4169 Engine Torque Strut Mount Front</p> <p>BUICK PASSENGER CAR 1996-09 BUICK SPORT UTILITY 2002-07 BUICK VAN 2005-07 CHEVROLET PASSENGER CAR 1995-11 CHEVROLET VAN 1997-09 OLDSMOBILE PASSENGER CAR 2000-02 OLDSMOBILE VAN 2000-04 PONTIAC PASSENGER CAR 1997-08 PONTIAC SPORT UTILITY 2001-05 PONTIAC VAN 2000-05 SATURN VAN 2005-07</p>	 <p style="text-align: center;">EM-4173 MOUNT-ENGINE LH Front</p> <p>CADILLAC SPORT UTILITY 2015-20 CHEVROLET SPORT UTILITY 2015-20 CHEVROLET TRUCK 2014-18 GMC SPORT UTILITY 2015-20 GMC TRUCK 2014-18</p>
 <p style="text-align: center;">EM-4166 MOUNT-ENGINE Rear</p> <p>CHRYSLER PASSENGER CAR 2007-10</p> <p style="text-align: center;">(Continued Next Column)</p>			

BUYER'S GUIDE

NUMERICAL LISTING - ILLUSTRATIONS

 <p style="text-align: center;">EM-4174 MOUNT-ENGINE RH Front</p> <p>CADILLAC SPORT UTILITY 2015-20 CHEVROLET SPORT UTILITY 2015-20 CHEVROLET TRUCK 2014-18 GMC SPORT UTILITY 2015-20 GMC TRUCK 2014-18</p>	 <p style="text-align: center;">EM-4177 MOUNT-TRANSMISSION Auto</p> <p>FORD MEDIUM/HEAVY DUTY 2010-16 FORD TRUCK 2011-16</p>	 <p style="text-align: center;">EM-4180 MOUNT-TRANSMISSION Center</p> <p>CHEVROLET SPORT UTILITY 2010-15 GMC SPORT UTILITY 2010-16</p>	 <p style="text-align: center;">EM-4184 Engine Torque Strut Mount Rear</p> <p>FORD PASSENGER CAR 2013-20 FORD SPORT UTILITY 2015-20 LINCOLN PASSENGER CAR 2013-18</p>
 <p style="text-align: center;">EM-4175 MOUNT-TRANSMISSION Front</p> <p>CHEVROLET SPORT UTILITY 2010-15 GMC SPORT UTILITY 2010-16 SATURN SUV 2008-10</p>	 <p style="text-align: center;">EM-4178 MOUNT-TRANSMISSION Auto</p> <p>CHRYSLER PASSENGER CAR 2011-14 MOUNT-TRANSMISSION Auto</p> <p>DODGE PASSENGER CAR 2013-14 DODGE SPORT UTILITY 2011-20</p>	 <p style="text-align: center;">EM-4181 MOUNT-ENGINE Left</p> <p>JEEP SPORT UTILITY 2007-11</p>	 <p style="text-align: center;">EM-4185 MOUNT-ENGINE LH Front</p> <p>JEEP SPORT UTILITY 2005-10</p>
 <p style="text-align: center;">EM-4176 MOUNT-TRANSMISSION Manual</p> <p>FORD TRUCK 2008-10</p>	 <p style="text-align: center;">EM-4179 MOUNT-ENGINE RH Front</p> <p>CHRYSLER PASSENGER CAR 2012-14 MOUNT-ENGINE Right</p> <p>DODGE SPORT UTILITY 2011-20</p>	 <p style="text-align: center;">EM-4182 MOUNT-ENGINE Right</p> <p>JEEP SPORT UTILITY 2007-11</p>	 <p style="text-align: center;">EM-4186 MOUNT-ENGINE Front</p> <p>CHRYSLER VAN 2011-16 DODGE VAN 2011-20 RAM VAN 2012-15 VOLKSWAGEN VAN 2011-14</p>
 <p style="text-align: center;">EM-4183 Engine Torque Strut Mount Lower</p> <p>CADILLAC PASSENGER CAR 2014-15 CHEVROLET PASSENGER CAR 2011-15</p>			















BUYER'S GUIDE

NUMERICAL LISTING - ILLUSTRATIONS

 <p style="text-align: center;">EM-4187 MOUNT-TRANSMISSION Auto</p> <p>FORD TRUCK 2008-10</p> <p style="text-align: center;">EM-4188 (NEW) MOUNT-TRANSMISSION</p> <p>CADILLAC PASSENGER CAR 2014-15 CHEVROLET PASSENGER CAR 2011-15</p>	 <p style="text-align: center;">EM-4192 MOUNT-TRANSMISSION Center</p> <p>CHEVROLET SPORT UTILITY 2010-17 GMC SPORT UTILITY 2010-15</p>	 <p style="text-align: center;">EM-4195 MOUNT-TRANSMISSION Front</p> <p>CHEVROLET PASSENGER CAR 2006-07 PONTIAC PASSENGER CAR 2006-09</p>	 <p style="text-align: center;">EM-4200 Engine Torque Strut Mount Lower</p> <p>FORD SPORT UTILITY 2015-16 LINCOLN PASSENGER CAR 2013-16 LINCOLN SPORT UTILITY 2016</p>
 <p style="text-align: center;">EM-4189 MOUNT-ENGINE Right</p> <p>CADILLAC PASSENGER CAR 2014-15 CHEVROLET PASSENGER CAR 2011-15</p>	 <p style="text-align: center;">EM-4193 Engine Torque Strut Mount Rear</p> <p>CHRYSLER PASSENGER CAR 2015-17 JEEP SPORT UTILITY 2014-17</p>	 <p style="text-align: center;">EM-4196 MOUNT-TRANSMISSION Manual</p> <p>CHEVROLET TRUCK 2015-18</p> <p style="text-align: center;">MOUNT-TRANSMISSION Auto</p> <p>GMC TRUCK 2015-18</p>	 <p style="text-align: center;">EM-4201 MOUNT-ENGINE Rear</p> <p>DODGE SPORT UTILITY 2009-19</p>
 <p style="text-align: center;">EM-4190 MOUNT-ENGINE Right</p> <p>FORD SPORT UTILITY 2013-17</p>	 <p style="text-align: center;">EM-4194 MOUNT-TRANSMISSION Rear</p> <p>CHEVROLET PASSENGER CAR 2006-07 PONTIAC PASSENGER CAR 2006-09</p>	 <p style="text-align: center;">EM-4198 MOUNT-ENGINE Rear</p> <p>DODGE SPORT UTILITY 2011-20</p>	 <p style="text-align: center;">EM-4202 Engine Torque Strut Mount Upper</p> <p>FORD SPORT UTILITY 2015-16 LINCOLN PASSENGER CAR 2013-16 LINCOLN SPORT UTILITY 2016</p>
 <p style="text-align: center;">EM-4199 Engine Torque Strut Mount Lower</p> <p>FORD PASSENGER CAR 2013-14</p>	 <p style="text-align: center;">EM-4203 Engine Torque Strut Mount Rear</p> <p>DODGE PASSENGER CAR 2013-16</p>		

BUYER'S GUIDE

NUMERICAL LISTING - ILLUSTRATIONS

 <p style="text-align: center;">EM-4205 MOUNT-ENGINE RH Front</p> <p>FORD PASSENGER CAR 2013-18 LINCOLN PASSENGER CAR 2013-20</p>	 <p style="text-align: center;">EM-4209 MOUNT-ENGINE RH Front</p> <p>FORD PASSENGER CAR 2010-17 FORD SPORT UTILITY 2010-16</p>	 <p style="text-align: center;">EM-4213 MOUNT-ENGINE LH Front</p> <p>JEEP SPORT UTILITY 2012-17</p>	 <p style="text-align: center;">EM-4217 MOUNT-TRANSMISSION Auto</p> <p>JEEP SPORT UTILITY 2006-12</p>
 <p style="text-align: center;">EM-4206 MOUNT-TRANSMISSION Front</p> <p>CHEVROLET PASSENGER CAR 2004-12 PONTIAC PASSENGER CAR 2005-10 SATURN PASSENGER CAR 2007-09</p>	<p style="text-align: center;">MOUNT-ENGINE Front</p> <p>LINCOLN PASSENGER CAR 2013-15 LINCOLN SPORT UTILITY 2010-15</p> <p style="text-align: center;">EM-4210 (NEW) MOUNT-ENGINE L & R Front</p> <p>FORD VAN 2015-17</p>	 <p style="text-align: center;">EM-4214 MOUNT-ENGINE RH Front</p> <p>JEEP SPORT UTILITY 2012-17</p>	 <p style="text-align: center;">EM-4218 MOUNT-TRANSMISSION Manual</p> <p>CADILLAC PASSENGER CAR 2013-17</p>
<p style="text-align: center;">MOUNT-TRANSMISSION Rear</p> <p>CHEVROLET PASSENGER CAR 2004-12 PONTIAC PASSENGER CAR 2005-10 SATURN PASSENGER CAR 2007-09</p>  <p style="text-align: center;">EM-4208 MOUNT-ENGINE Right</p> <p>FORD PASSENGER CAR 2010-12 LINCOLN PASSENGER CAR 2007-12</p>	 <p style="text-align: center;">EM-4211 MOUNT-TRANSMISSION Auto</p> <p>FORD VAN 2015-17</p>	 <p style="text-align: center;">EM-4215 MOUNT-TRANSMISSION Auto</p> <p>JEEP SPORT UTILITY 2012-18</p>	 <p style="text-align: center;">EM-4220 MOUNT-ENGINE Rear</p> <p>CHEVROLET PASSENGER CAR 2012-16</p>
 <p style="text-align: center;">EM-4212 MOUNT-ENGINE Rear</p> <p>BUICK PASSENGER CAR 2006-11 CADILLAC PASSENGER CAR 2006-11</p>	 <p style="text-align: center;">EM-4216 MOUNT-ENGINE L & R Front</p> <p>FORD PASSENGER CAR 2007-14</p>	 <p style="text-align: center;">EM-4221 MOUNT-ENGINE Right</p> <p>FORD SPORT UTILITY 2012-14</p>	

BUYER'S GUIDE

NUMERICAL LISTING - ILLUSTRATIONS

EM-4222 (NEW)
MOUNT-TRANSMISSION
Center
BUICK PASSENGER CAR 2011-16

EM-4223
MOUNT-TRANSMISSION
Center
BUICK PASSENGER CAR 2010-16
CADILLAC PASSENGER CAR 2013-19
CHEVROLET PASSENGER CAR 2013-18



EM-4224
MOUNT-TRANSMISSION
Auto
CADILLAC PASSENGER CAR 2008-15


EM-4225
MOUNT-TRANSMISSION
CHEVROLET PASSENGER CAR 2010-17




EM-4226
MOUNT-TRANSMISSION
Manual
CHEVROLET PASSENGER CAR 2010-15




EM-4227
Engine Torque Strut Mount
Lower
BUICK SPORT UTILITY 2013-16
CHEVROLET SPORT UTILITY 2015-16



EM-4228
MOUNT-TRANSMISSION
Auto
DODGE SPORT UTILITY 2014-17
JEEP SPORT UTILITY 2014-20



EM-4229
MOUNT-ENGINE
RH Front
FORD PASSENGER CAR 2014-17



EM-4230
MOUNT-TRANSMISSION
Manual
FORD PASSENGER CAR 2011-17

FORD VAN 2014-17
LINCOLN SPORT UTILITY 2015-18
FORD SPORT UTILITY 2013-17



EM-4231
MOUNT-ENGINE
LH Front
CHEVROLET TRUCK 2009-12
GMC TRUCK 2009-12



EM-4232
MOUNT-ENGINE
RH Front
CHEVROLET TRUCK 2009-12
GMC TRUCK 2009-12



EM-4234
MOUNT-TRANSMISSION
Center
CHEVROLET PASSENGER CAR 2013-16



EM-4237
MOUNT-ENGINE
Left
CHEVROLET TRUCK 2015-18

(Continued Next Column)

EM-4237 (Continued)
GMC TRUCK 2015-18

EM-4238
MOUNT-ENGINE
Right
CHEVROLET TRUCK 2015-18
GMC TRUCK 2015-18

EM-4239
MOUNT-ENGINE
Right
DODGE PASSENGER CAR 2013-16

EM-4240
MOUNT-TRANSMISSION
Auto
DODGE PASSENGER CAR 2013-16



EM-4241
MOUNT-TRANSMISSION
Auto
CHEVROLET PASSENGER CAR 2010-15



EM-4243
MOUNT-ENGINE
RH Front
FIAT PASSENGER CAR 2012-15

EM-4245 (NEW)
MOUNT-TRANSMISSION
Auto
FIAT PASSENGER CAR 2012-15

EM-4247 (NEW)
MOUNT-ENGINE
Rear
CHEVROLET PASSENGER CAR 2000-08
CHEVROLET VAN 2002-06
SATURN PASSENGER CAR 2008-09

BUYER'S GUIDE

NUMERICAL LISTING - ILLUSTRATIONS

 <p style="text-align: center;">EM-4248 MOUNT-ENGINE L & R Front</p> <p>CADILLAC PASSENGER CAR 2008-14</p>	<p>EM-4251 (Continued) MOUNT-TRANSMISSION Auto</p> <p>FORD SPORT UTILITY 2015-20 LINCOLN PASSENGER CAR 2013-17</p> <p>MOUNT-TRANSMISSION Manual</p> <p>VOLVO PASSENGER CAR 2012-14</p> <p>EM-4252 MOUNT-ENGINE Front</p> <p>FORD PASSENGER CAR 2013-17</p> <p>EM-4253 MOUNT-TRANSMISSION</p> <p>GMC SPORT UTILITY 2007-08 SATURN SUV 2007-08</p> <p>EM-4254 MOUNT-ENGINE Front</p> <p>FORD PASSENGER CAR 2013-17</p> 	 <p style="text-align: center;">EM-4258 MOUNT-ENGINE RH Front</p> <p>DODGE SPORT UTILITY 2007-11 JEEP SPORT UTILITY 2008-12</p>  <p style="text-align: center;">EM-4259 (NEW) MOUNT-TRANSMISSION Center</p> <p>CADILLAC SPORT UTILITY 2010-16</p> <p>EM-4260 (NEW) MOUNT-ENGINE Right</p> <p>CADILLAC SPORT UTILITY 2010-16</p> <p>EM-4261 MOUNT-TRANSMISSION Rear</p> <p>BUICK PASSENGER CAR 2011-16 CADILLAC PASSENGER CAR 2013-19 CADILLAC SPORT UTILITY 2010-16 SAAB PASSENGER CAR 2010-11</p> <p>EM-4262 (NEW) MOUNT-TRANSMISSION Auto</p> <p>FORD PASSENGER CAR 2013-17 LINCOLN SPORT UTILITY 2013-16</p> <p>EM-4263 (NEW) Engine Torque Strut Mount Rear</p> <p>LINCOLN SPORT UTILITY 2015-18</p> <p>EM-4264 MOUNT-ENGINE RH Front</p> <p>CHRYSLER PASSENGER CAR 2015-17 JEEP SPORT UTILITY 2014-18</p>	<p style="text-align: center;">EM-4265 MOUNT-ENGINE RH Front</p> <p>CHRYSLER PASSENGER CAR 2015-17 JEEP SPORT UTILITY 2014-18</p>  <p style="text-align: center;">EM-4266 MOUNT-TRANSMISSION Auto</p> <p>CHRYSLER PASSENGER CAR 2015-17 JEEP SPORT UTILITY 2014-18</p> <p>EM-4267 MOUNT-TRANSMISSION Upper</p> <p>CHEVROLET PASSENGER CAR 2014-15</p> <p>EM-4268 MOUNT-ENGINE Left</p> <p>FORD SPORT UTILITY 2003-05 FORD TRUCK 2003-04</p> <p>EM-4269 MOUNT-ENGINE Right</p> <p>FORD SPORT UTILITY 2003-05 FORD TRUCK 2003-04</p> <p>EM-4270 MOUNT-ENGINE RH Front</p> <p>FORD SPORT UTILITY 2015-18</p> <p>MOUNT-ENGINE Right</p> <p>LINCOLN PASSENGER CAR 2013-18</p> <p>MOUNT-ENGINE RH Front</p> <p>LINCOLN SPORT UTILITY 2016-18</p> <p>EM-4271 (NEW) MOUNT-ENGINE LH Front</p> <p>RAM TRUCK 2013-18</p> <p>EM-4272 (NEW) MOUNT-ENGINE RH Front</p> <p>RAM TRUCK 2013-18</p>
 <p style="text-align: center;">EM-4249 MOUNT-ENGINE LH Front</p> <p>CHEVROLET TRUCK 2011-16 GMC TRUCK 2011-16</p>  <p style="text-align: center;">EM-4250 MOUNT-ENGINE L & R Front</p> <p>CHRYSLER PASSENGER CAR 2005-10 DODGE PASSENGER CAR 2006-10</p>  <p style="text-align: center;">EM-4251 MOUNT-TRANSMISSION Manual</p> <p>FORD PASSENGER CAR 2013-20</p> <p style="text-align: center;">(Continued Next Column)</p>	<p style="text-align: center;">EM-4255 MOUNT-TRANSMISSION</p> <p>FORD PASSENGER CAR 2010-12 LINCOLN PASSENGER CAR 2007-12 MERCURY PASSENGER CAR ... 2010-11</p>  <p style="text-align: center;">EM-4256 MOUNT-ENGINE Right</p> <p>FORD SPORT UTILITY 2013-17 FORD VAN 2014-16</p>		

BUYER'S GUIDE

NUMERICAL LISTING - ILLUSTRATIONS

<p>EM-4273 (NEW) MOUNT-ENGINE LH Front DODGE TRUCK 2005-10</p> <p>EM-4274 MOUNT-ENGINE RH Front DODGE TRUCK 2005-10</p> <p>EM-4275 MOUNT-ENGINE LH Front DODGE TRUCK 2008-10 RAM TRUCK 2011-12</p> <p>EM-4276 (NEW) MOUNT-ENGINE RH Front DODGE TRUCK 2008-10 RAM TRUCK 2011-12</p> <p>EM-4277 (NEW) MOUNT-TRANSMISSION Front SATURN SUV 2002-07</p> <p>EM-4279 (NEW) MOUNT-ENGINE Rear FORD SPORT UTILITY 2005-08 MERCURY SPORT UTILITY 2006-08</p> <p>EM-4280 (NEW) MOUNT-ENGINE Rear CHRYSLER VAN 2008-10 DODGE VAN 2008-10 VOLKSWAGEN VAN 2009-10</p> <p>EM-4282 (NEW) MOUNT-ENGINE Front DODGE SPORT UTILITY 2009-10</p> <p>EM-4283 (NEW) MOUNT-ENGINE LH Front FORD MEDIUM/HEAVY DUTY 2008-18 FORD TRUCK 2008-16</p> <p>EM-4284 (NEW) MOUNT-TRANSMISSION Center SATURN PASSENGER CAR 2008-09</p>	<div style="text-align: center;"></div> <p>EM-4287 (NEW) MOUNT-ENGINE LH Front FORD MEDIUM/HEAVY DUTY 2011-16 FORD TRUCK 2011-16</p> <p>EM-4288 (NEW) MOUNT-ENGINE RH Front FORD MEDIUM/HEAVY DUTY 2008-16 FORD TRUCK 2008-16</p> <p>EM-4289 (NEW) MOUNT-ENGINE LH Front FORD MEDIUM/HEAVY DUTY 2018 FORD TRUCK 2008-16</p> <p>EM-4291 (NEW) MOUNT-TRANSMISSION Upper FORD PASSENGER CAR 2010-19 FORD SPORT UTILITY 2010-19 LINCOLN SPORT UTILITY 2010-19</p> <p>EM-4292 (NEW) MOUNT-TRANSMISSION Auto DODGE TRUCK 2006-10 RAM TRUCK 2011-18</p> <p>EM-4293 (NEW) MOUNT-TRANSMISSION Upper CHEVROLET PASSENGER CAR 2012-18</p> <p>EM-4294 (NEW) MOUNT-TRANSMISSION Upper BUICK SPORT UTILITY 2013-15 CHEVROLET SPORT UTILITY ... 2015-16</p> <p>EM-4295 Engine Torque Strut Mount Rear Left BUICK PASSENGER CAR 2018-19 CHEVROLET PASSENGER CAR 2016-18</p>	<div style="text-align: center;"></div> <p>EM-4296 (NEW) Engine Torque Strut Mount Lower FORD SPORT UTILITY 2016-19</p> <div style="text-align: center;"></div> <p>EM-4298 MOUNT-ENGINE Front FORD SPORT UTILITY 2013-19</p> <p>EM-4303 (NEW) Engine Torque Strut Mount Front LINCOLN SPORT UTILITY 2013-16</p> <p>EM-4304 (NEW) MOUNT-TRANSMISSION Rear CHEVROLET SPORT UTILITY ... 2008-11 SATURN SUV 2008-10</p> <div style="text-align: center;"></div> <p>EM-4306 (NEW) Engine Torque Strut Mount Lower FORD PASSENGER CAR 2013-19 FORD SPORT UTILITY 2013-19</p>	<p>EM-4307 (NEW) Engine Torque Strut Mount Rear FORD SPORT UTILITY 2016-19</p> <p>EM-4308 (NEW) MOUNT-ENGINE RH Front CHEVROLET PASSENGER CAR 2012-20</p> <p>EM-4309 (NEW) MOUNT-ENGINE RH Front BUICK SPORT UTILITY 2013-19 CHEVROLET SPORT UTILITY ... 2015-19</p> <p>EM-4310 (NEW) MOUNT-ENGINE LH Front DODGE TRUCK 2009-10 RAM TRUCK 2011-18</p> <p>EM-4311 (NEW) MOUNT-ENGINE RH Front DODGE TRUCK 2009-10 RAM TRUCK 2011-18</p> <p>EM-4312 (NEW) MOUNT-TRANSMISSION Upper CHEVROLET PASSENGER CAR 2012-19</p> <p>EM-4313 (NEW) MOUNT-TRANSMISSION Rear SATURN SUV 2004-07</p> <p>EM-4314 (NEW) MOUNT-TRANSMISSION Upper FORD SPORT UTILITY 2015-18 LINCOLN PASSENGER CAR 2013-18 LINCOLN SPORT UTILITY 2016</p> <p>EM-4316 (NEW) MOUNT-TRANSMISSION Front FORD SPORT UTILITY 2015-20 FORD TRUCK 2015-21 LINCOLN SPORT UTILITY 2015-20</p> <p>EM-4319 (NEW) MOUNT-TRANSMISSION Auto FORD TRUCK 2011-14</p> <p>EM-4320 (NEW) MOUNT-ENGINE RH Front FORD PASSENGER CAR 2014-17</p>
---	--	---	---

BUYER'S GUIDE

NUMERICAL LISTING - ILLUSTRATIONS

<p style="text-align: center;">EM-4323 (NEW) MOUNT-TRANSMISSION</p> <p>PONTIAC PASSENGER CAR 2008-09</p> <div style="text-align: center; margin: 10px 0;">  </div> <p style="text-align: center;">EM-4324 (NEW) MOUNT-ENGINE Right</p> <p>BUICK PASSENGER CAR 2014-17 CHEVROLET PASSENGER CAR 2013-19</p> <p style="text-align: center;">EM-4326 (NEW) MOUNT-ENGINE RH Front</p> <p>DODGE TRUCK 2009-10 RAM TRUCK 2011-18</p> <p style="text-align: center;">EM-4327 (NEW) MOUNT-ENGINE LH Front</p> <p>DODGE TRUCK 2006-08</p> <p style="text-align: center;">EM-4328 (NEW) MOUNT-ENGINE RH Front</p> <p>DODGE TRUCK 2006-08</p> <p style="text-align: center;">EM-4329 (NEW) MOUNT-ENGINE LH Front</p> <p>DODGE TRUCK 2006-08</p> <p style="text-align: center;">EM-4330 (NEW) MOUNT-ENGINE RH Front</p> <p>DODGE TRUCK 2006-08</p> <p style="text-align: center;">EM-4331 (NEW) MOUNT-ENGINE Left</p> <p>DODGE SPORT UTILITY 2004-06</p> <p style="text-align: center;">EM-4332 (NEW) MOUNT-ENGINE Right</p> <p>DODGE SPORT UTILITY 2004-06</p> <p style="text-align: center;">EM-4335 (NEW) MOUNT-TRANSMISSION Front</p> <p>CHEVROLET PASSENGER CAR 2005-11 PONTIAC PASSENGER CAR 2007-09 SATURN PASSENGER CAR 2005-07</p>	<p style="text-align: center;">EM-4336 (NEW) MOUNT-TRANSMISSION Center</p> <p>CHEVROLET PASSENGER CAR 2005-11 PONTIAC PASSENGER CAR 2007-09 SATURN PASSENGER CAR 2005-07</p> <div style="text-align: center; margin: 10px 0;">  </div> <p style="text-align: center;">EM-4337 (NEW) MOUNT-TRANSMISSION Auto</p> <p>FORD SPORT UTILITY 2011-19</p> <p style="text-align: center;">EM-4342 (NEW) MOUNT-TRANSMISSION Upper</p> <p>CHEVROLET PASSENGER CAR 2012-19</p> <p style="text-align: center;">EM-4343 (NEW) MOUNT-TRANSMISSION Upper</p> <p>BUICK SPORT UTILITY 2016-20 CHEVROLET SPORT UTILITY 2017-20</p> <p style="text-align: center;">EM-4344 (NEW) MOUNT-TRANSMISSION Upper</p> <p>BUICK SPORT UTILITY 2016-19</p> <p style="text-align: center;">EM-4356 (NEW) MOUNT-TRANSMISSION Upper</p> <p>BUICK SPORT UTILITY 2016-20</p> <p style="text-align: center;">EM-4359 (NEW) MOUNT-ENGINE LH Front</p> <p>RAM TRUCK 2010-15</p> <p style="text-align: center;">EM-4361 (NEW) Engine Torque Strut Mount Lower</p> <p>FORD PASSENGER CAR 2013-18</p> <p style="text-align: center;">EM-4365 (NEW) MOUNT-TRANSMISSION Manual</p> <p>FORD PASSENGER CAR 2014-19</p> <p style="text-align: center;">EM-4368 (NEW) MOUNT-TRANSMISSION Auto</p> <p>CHEVROLET TRUCK 2014-18 GMC TRUCK 2014-18</p>	<p style="text-align: center;">EM-4369 (NEW) MOUNT-TRANSMISSION Rear</p> <p>SATURN SUV 2002-07</p> <p style="text-align: center;">EM-4371 (NEW) MOUNT-TRANSMISSION Center</p> <p>CADILLAC SPORT UTILITY 2017-19 GMC SPORT UTILITY 2017-20</p> <div style="text-align: center; margin: 10px 0;">  </div> <p style="text-align: center;">EM-4379 (NEW) Engine Torque Strut Mount Rear Lower</p> <p>CHEVROLET SPORT UTILITY 2018-21 GMC SPORT UTILITY 2018-21</p> <div style="text-align: center; margin: 10px 0;">  </div> <p style="text-align: center;">EM-4380 (NEW) MOUNT-ENGINE RH Front</p> <p>FIAT SUV 2016-18 JEEP SPORT UTILITY 2015-20</p> <p style="text-align: center;">EM-4397 (NEW) MOUNT-ENGINE Right</p> <p>RAM TRUCK 2013-20</p> <div style="text-align: center; margin: 10px 0;">  </div> <p style="text-align: center;">EM-4401 (NEW) MOUNT-TRANSMISSION Auto</p> <p>JEEP SPORT UTILITY 2014-18</p>	<p style="text-align: center;">EM-4404 (NEW) Engine Torque Strut Mount Lower</p> <p>JEEP SPORT UTILITY 2018-19</p> <p style="text-align: center;">EM-4405 (NEW) MOUNT-ENGINE RH Front</p> <p>RAM VAN 2014-21</p> <p style="text-align: center;">EM-4407 (NEW) MOUNT-TRANSMISSION Auto</p> <p>RAM VAN 2014-21</p> <p style="text-align: center;">EM-4411 (NEW) MOUNT-ENGINE Right</p> <p>CHEVROLET SPORT UTILITY 2018-21 GMC SPORT UTILITY 2018-21</p> <p style="text-align: center;">EM-4415 (NEW) MOUNT-ENGINE Right</p> <p>CHRYSLER VAN 2017-21</p> <div style="text-align: center; margin: 10px 0;">  </div> <p style="text-align: center;">EM-4416 (NEW) MOUNT-ENGINE Rear</p> <p>CHRYSLER VAN 2017-21</p> <p style="text-align: center;">EM-4419 (NEW) MOUNT-TRANSMISSION Auto</p> <p>CHEVROLET SPORT UTILITY 2018-21 GMC SPORT UTILITY 2018-21</p> <div style="text-align: center; margin: 10px 0;">  </div> <p style="text-align: center;">EM-4420 (NEW) MOUNT-ENGINE Right</p> <p>CHEVROLET SPORT UTILITY 2018-20 GMC SPORT UTILITY 2018-21</p>
---	--	---	--

BUYER'S GUIDE

NUMERICAL LISTING - ILLUSTRATIONS



EM-4421 (NEW)
MOUNT-ENGINE
Left

CHEVROLET MEDIUM/HEAVY
DUTY TRUCK 2009-16
CHEVROLET VAN 2006-16
GMC MEDIUM/HEAVY DUTY
TRUCK 2009-16
GMC VAN 2006-16

EM-4423 (NEW)
MOUNT-TRANSMISSION
Rear

BUICK SPORT UTILITY 2018-21
CADILLAC SPORT UTILITY 2020-21
CHEVROLET SPORT UTILITY 2018-21
GMC SPORT UTILITY 2020-21



EM-4424 (NEW)
MOUNT-TRANSMISSION
Auto

CHEVROLET SPORT UTILITY 2018-20
GMC SPORT UTILITY 2018-20

EM-4433 (NEW)
MOUNT-ENGINE
Right

BUICK SPORT UTILITY 2018-20
CHEVROLET SPORT UTILITY 2018-20



EM-4437 (NEW)
MOUNT-TRANSMISSION
Center

BUICK SPORT UTILITY 2018-21
CADILLAC SPORT UTILITY 2020-21

(Continued Next Column)

EM-4437 (Continued)

CHEVROLET SPORT UTILITY 2019-21
GMC SPORT UTILITY 2019-21



EM-5026
MOUNT-ENGINE
RH Front

CHEVROLET PASSENGER
CAR 2000-02
PONTIAC PASSENGER CAR 2000-02



EM-5074
MOUNT-ENGINE
L & R Front

CHEVROLET TRUCK 2006-08



EM-5078
MOUNT-TRANSMISSION
LH Rear

CHEVROLET PASSENGER
CAR 1999-05
OLDSMOBILE PASSENGER
CAR 1999-04
PONTIAC PASSENGER CAR 1999-05



EM-5079
MOUNT-TRANSMISSION
LH Front

CHEVROLET PASSENGER
CAR 2000-03
OLDSMOBILE PASSENGER
CAR 1999-04
PONTIAC PASSENGER CAR 1999-05



EM-5080
MOUNT-ENGINE
RH Front Upper

CHRYSLER PASSENGER
CAR 2001-07




EM-5085
MOUNT-ENGINE
Right

CHRYSLER SUV 2004-08



EM-5089
MOUNT-ENGINE
Front

CHRYSLER PASSENGER CAR 2000
DODGE PASSENGER CAR 2000



EM-5105
MOUNT-ENGINE
RH Front

MERCURY PASSENGER CAR 2000



EM-5106
MOUNT-TRANSMISSION
Front

FORD PASSENGER CAR 1998-00
MERCURY PASSENGER CAR 1998-02



EM-5121
MOUNT-TRANSMISSION

KIA PASSENGER CAR 2004-06

BUYER'S GUIDE

NUMERICAL LISTING - ILLUSTRATIONS

 <p>EM-5132 MOUNT-ENGINE Front</p> <p>INFINITI PASSENGER CAR 2000-04 NISSAN PASSENGER CAR 2003</p>	 <p>EM-5152 MOUNT-ENGINE RH Front</p> <p>MAZDA PASSENGER CAR 2003-08</p>	 <p>EM-5173 MOUNT-ENGINE RH Front</p> <p>NISSAN SPORT UTILITY 2002-07</p>	 <p>EM-5182 MOUNT-TRANSMISSION</p> <p>PONTIAC PASSENGER CAR 2004-06</p>
 <p>EM-5141 MOUNT-ENGINE RH Front</p> <p>TOYOTA PASSENGER CAR 2002-06 TOYOTA SPORT UTILITY 2001-07</p>	 <p>EM-5155 MOUNT-ENGINE Front</p> <p>MAZDA PASSENGER CAR 2000</p>	 <p>EM-5174 MOUNT-ENGINE Rear</p> <p>NISSAN SPORT UTILITY 2005-07</p>	 <p>EM-5187 Engine Torque Strut Mount Front</p> <p>SUBARU SPORT UTILITY 2002-08</p>
 <p>EM-5142 MOUNT-ENGINE L & R Front</p> <p>LEXUS PASSENGER CAR 2000-10</p>	 <p>EM-5159 MOUNT-ENGINE LH Front</p> <p>CHRYSLER PASSENGER CAR 2001-05 DODGE PASSENGER CAR 2001-05</p>	 <p>EM-5175 MOUNT-TRANSMISSION Auto</p> <p>NISSAN SPORT UTILITY 2005-07</p>	 <p>EM-5191 Engine Torque Strut Mount Front</p> <p>SUBARU SPORT UTILITY 2000-01</p>
 <p>EM-5143 MOUNT-ENGINE L & R Front</p> <p>LEXUS PASSENGER CAR 2000</p>	 <p>MOUNT-ENGINE Front</p> <p>MITSUBISHI PASSENGER CAR 1999-05</p>	 <p>EM-5178 MOUNT-ENGINE Bushing Kit</p> <p>CHRYSLER PASSENGER CAR 2000</p>	 <p>EM-5206 Engine Torque Strut Mount Front</p> <p>TOYOTA SPORT UTILITY 2001-03</p>

BUYER'S GUIDE

NUMERICAL LISTING - ILLUSTRATIONS



EM-5213
MOUNT-TRANSMISSION

VOLKSWAGEN VAN 2000-03



EM-5350
MOUNT-ENGINE
RH Front

CHEVROLET TRUCK 2000-03
GMC TRUCK 2000-03
ISUZU TRUCK 2000



EM-5354
MOUNT-ENGINE
L & R Front

CHEVROLET VAN 2003-17
GMC MEDIUM/HEAVY DUTY
TRUCK 2009-20
GMC VAN 2003-20



EM-5362
MOUNT-ENGINE
RH Front

MAZDA PASSENGER CAR 2004-09
MAZDA VAN 2006-10



EM-5215
MOUNT-ENGINE
RH Front

VOLVO PASSENGER CAR 1998-04



EM-5352
MOUNT-ENGINE
RH Front

FORD PASSENGER CAR 1998-00
MERCURY PASSENGER CAR ... 1999-02



EM-5356
MOUNT-ENGINE
RH Front

TOYOTA VAN 2000-03



EM-5367
MOUNT-ENGINE
L & R Front

LEXUS PASSENGER CAR 2000



EM-5216
MOUNT-TRANSMISSION

VOLVO PASSENGER CAR 1998-04



EM-5353
MOUNT-ENGINE
L & R Front

CHEVROLET SPORT UTILITY ... 2001-06
CHEVROLET TRUCK 2001-07
GMC SPORT UTILITY 2001-06
GMC TRUCK 2001-07



EM-5358
MOUNT-ENGINE
RH Front

SUZUKI PASSENGER CAR 2000-02



EM-5372
MOUNT-TRANSMISSION
Auto

SAAB PASSENGER CAR 2000-02



EM-5349
MOUNT-ENGINE
LH Rear

CHRYSLER PASSENGER
CAR 2001-05
DODGE PASSENGER CAR 2001-05
MITSUBISHI PASSENGER
CAR 1999-05



EM-5359
MOUNT-ENGINE
RH Front

SUZUKI PASSENGER CAR 2004-07



EM-5375
MOUNT-ENGINE
RH Front

MAZDA PASSENGER CAR 2004-13















BUYER'S GUIDE

NUMERICAL LISTING - ILLUSTRATIONS

 <p>EM-5376 MOUNT-ENGINE Right</p> <p>HONDA PASSENGER CAR 2003-05</p>	 <p>EM-5384 MOUNT-ENGINE Front</p> <p>TOYOTA PASSENGER CAR 2000-04</p>	 <p>EM-5406 MOUNT-TRANSMISSION</p> <p>INFINITI SPORT UTILITY 2004-13 NISSAN SPORT UTILITY 2004-15 NISSAN TRUCK 2004-14 NISSAN VAN 2012-16</p>	<p>EM-5422 (Continued)</p> <p>OLDSMOBILE PASSENGER CAR 2002-04 PONTIAC PASSENGER CAR 2002-05</p>
 <p>EM-5377 MOUNT-ENGINE RH Front</p> <p>FORD TRUCK 2001-11 MAZDA TRUCK 2001-09</p>	 <p>EM-5403 MOUNT-TRANSMISSION</p> <p>LEXUS PASSENGER CAR 2000-10</p>	 <p>EM-5407 MOUNT-TRANSMISSION</p> <p>INFINITI SPORT UTILITY 2004-13 NISSAN SPORT UTILITY 2004-15 NISSAN TRUCK 2004-14</p>	<p>EM-5423 MOUNT-ENGINE L & R Front</p> <p>CHEVROLET SPORT UTILITY ... 2000-06 CHEVROLET TRUCK 2000-10 GMC TRUCK 1999-07</p>
 <p>EM-5380 MOUNT-TRANSMISSION</p> <p>FORD PASSENGER CAR 1999-04</p>	 <p>EM-5404 MOUNT-ENGINE L & R Front</p> <p>INFINITI SPORT UTILITY 2004-11 NISSAN SPORT UTILITY 2004-15 NISSAN TRUCK 2004-14 NISSAN VAN 2012-16</p>	 <p>EM-5411 MOUNT-ENGINE Rear</p> <p>NISSAN PASSENGER CAR 2002-03</p>	<p>EM-5424 MOUNT-ENGINE LH Front</p> <p>FORD SPORT UTILITY 2000-05 FORD TRUCK 1999-04</p>
 <p>EM-5383 MOUNT-TRANSMISSION Manual</p> <p>JEEP SPORT UTILITY 2000</p>	 <p>EM-5405 MOUNT-ENGINE Front</p> <p>NISSAN PASSENGER CAR 2002-06</p>	 <p>EM-5422 MOUNT-TRANSMISSION LH Front</p> <p>CHEVROLET PASSENGER CAR 2004-05</p> <p>(Continued Next Column)</p>	<p>EM-5425 MOUNT-ENGINE RH Front</p> <p>FORD SPORT UTILITY 2000-05 FORD TRUCK 1999-04</p>

BUYER'S GUIDE

NUMERICAL LISTING - ILLUSTRATIONS

 <p style="text-align: center;">EM-5426 MOUNT-ENGINE LH Front</p> <p>CHEVROLET TRUCK 2000-03 GMC TRUCK 2000-03 ISUZU TRUCK 2000</p>	 <p style="text-align: center;">EM-5434 MOUNT-ENGINE L & R Front</p> <p>MERCEDES-BENZ PASSENGER CAR 1999-11</p>	 <p style="text-align: center;">EM-5441 MOUNT-ENGINE Rear</p> <p>NISSAN SPORT UTILITY 2003-07</p>	 <p style="text-align: center;">EM-5464 MOUNT-ENGINE Front</p> <p>TOYOTA SPORT UTILITY 2001-03</p>
 <p style="text-align: center;">EM-5427 MOUNT-ENGINE RH Front</p> <p>FORD PASSENGER CAR 2008-17 FORD SPORT UTILITY 2007-16</p> <p style="text-align: center;">MOUNT-ENGINE Front</p> <p>LINCOLN PASSENGER CAR 2009-15</p> <p style="text-align: center;">MOUNT-ENGINE RH Front</p> <p>LINCOLN SPORT UTILITY 2007-15 MERCURY PASSENGER CAR ... 2008-09</p>	 <p style="text-align: center;">EM-5436 MOUNT-ENGINE LH Front</p> <p>SAAB PASSENGER CAR 1999-01</p>	 <p style="text-align: center;">EM-5449 MOUNT-TRANSMISSION Auto</p> <p>HONDA PASSENGER CAR 2000</p>	 <p style="text-align: center;">EM-5475 MOUNT-TRANSMISSION Upper</p> <p>CHEVROLET SPORT UTILITY 2005-06 PONTIAC SPORT UTILITY 2006</p>
 <p style="text-align: center;">EM-5428 MOUNT-TRANSMISSION Manual</p> <p>JEEP SPORT UTILITY 2000-01</p>	 <p style="text-align: center;">EM-5439 MOUNT-ENGINE Rear</p> <p>VOLVO PASSENGER CAR 2000</p>	 <p style="text-align: center;">EM-5452 MOUNT-TRANSMISSION Manual</p> <p>CHRYSLER PASSENGER CAR 2003-04 DODGE PASSENGER CAR 2001-05 MITSUBISHI PASSENGER CAR 2000-05</p>	 <p style="text-align: center;">EM-5482 MOUNT-TRANSMISSION</p> <p>KIA VAN 2002-05</p>
 <p style="text-align: center;">EM-5440 MOUNT-ENGINE Rear</p> <p>VOLVO PASSENGER CAR 2001-04</p>	 <p style="text-align: center;">EM-5485 MOUNT-ENGINE Center Front Lower</p> <p>AUDI PASSENGER CAR 2001-05 VOLKSWAGEN PASSENGER CAR 1998-05</p>		

BUYER'S GUIDE

NUMERICAL LISTING - ILLUSTRATIONS

 <p style="text-align: center;">EM-5492 MOUNT-ENGINE RH Front</p> <p>SAAB PASSENGER CAR 1999-03</p>	 <p style="text-align: center;">EM-5515 MOUNT-TRANSMISSION Manual</p> <p>SUBARU PASSENGER CAR 1998-15 SUBARU SPORT UTILITY 1998-15</p>	 <p style="text-align: center;">EM-5526 MOUNT-ENGINE Right</p> <p>KIA VAN 2002-05</p>	 <p style="text-align: center;">EM-5533 MOUNT-ENGINE RH Rear</p> <p>HYUNDAI PASSENGER CAR 2003-08</p>
 <p style="text-align: center;">EM-5493 MOUNT-ENGINE Lower Rear</p> <p>VOLVO SPORT UTILITY 2003-06</p>	 <p style="text-align: center;">EM-5517 MOUNT-ENGINE LH Front</p> <p>AUDI PASSENGER CAR 2002-08</p>	 <p style="text-align: center;">EM-5527 MOUNT-ENGINE RH Front</p> <p>VOLKSWAGEN VAN 2000-03</p>	 <p style="text-align: center;">EM-5551 MOUNT-ENGINE LH Front</p> <p>FORD MEDIUM/HEAVY DUTY 2004-10 FORD VAN 2004-10</p>
 <p style="text-align: center;">EM-5494 MOUNT-ENGINE Front</p> <p>VOLVO PASSENGER CAR 2001-04</p>	 <p style="text-align: center;">EM-5518 MOUNT-ENGINE RH Rear</p> <p>VOLVO PASSENGER CAR 2000</p>	 <p style="text-align: center;">EM-5528 MOUNT-ENGINE Front Upper</p> <p>VOLVO PASSENGER CAR 1998-09 VOLVO SPORT UTILITY 2003-06</p>	 <p style="text-align: center;">EM-5553 MOUNT-ENGINE RH Front</p> <p>VOLVO PASSENGER CAR 1999-05 VOLVO SPORT UTILITY 2003-05</p>
 <p style="text-align: center;">EM-5495 MOUNT-ENGINE Front</p> <p>VOLVO PASSENGER CAR 2000-04</p>	 <p style="text-align: center;">EM-5521 MOUNT-ENGINE Front</p> <p>FORD PASSENGER CAR 2000 MERCURY PASSENGER CAR 2000</p>	 <p style="text-align: center;">EM-5530 Engine Torque Strut Mount Lower</p> <p>VOLVO PASSENGER CAR 2001-09 VOLVO SPORT UTILITY 2003-06</p>	 <p style="text-align: center;">EM-5554 MOUNT-TRANSMISSION Manual</p> <p>TOYOTA PASSENGER CAR 2002-03</p>

BUYER'S GUIDE

NUMERICAL LISTING - ILLUSTRATIONS

 <p style="text-align: center;">EM-5556 MOUNT-TRANSMISSION Manual</p> <p>NISSAN SPORT UTILITY 2000-04 NISSAN TRUCK 2000-04</p>	 <p style="text-align: center;">EM-5583# MOUNT-ENGINE L & R Front</p> <p>CADILLAC SPORT UTILITY 2007-14 CHEVROLET SPORT UTILITY 2007-14 CHEVROLET TRUCK 2007-13 GMC SPORT UTILITY 2007-14 GMC TRUCK 2007-13</p>	 <p style="text-align: center;">EM-5603 Engine Torque Strut Mount Front</p> <p>SUBARU SPORT UTILITY 2000-04</p>	 <p style="text-align: center;">EM-5610 MOUNT-TRANSMISSION Manual</p> <p>HONDA SPORT UTILITY 2000-02 ISUZU SPORT UTILITY 1998-04</p>	
 <p style="text-align: center;">EM-5578 MOUNT-ENGINE RH Front</p> <p>FORD MEDIUM/HEAVY DUTY 2004-10 FORD VAN 2004-10</p>	 <p style="text-align: center;">EM-5587 MOUNT-TRANSMISSION Manual</p> <p>CHRYSLER PASSENGER CAR 2005-18 DODGE PASSENGER CAR 2005-18</p> <p style="text-align: center;">MOUNT-TRANSMISSION Manual</p> <p>SRT 2013-14</p>	 <p style="text-align: center;">EM-5608 MOUNT-ENGINE Front</p> <p>CHEVROLET PASSENGER CAR 1998-01 PONTIAC PASSENGER CAR 2000</p>	 <p style="text-align: center;">EM-5612 MOUNT-ENGINE Front</p> <p>SEAT PASSENGER CAR 2001-02</p>	
 <p style="text-align: center;">EM-5582 MOUNT-ENGINE RH Front</p> <p>CHEVROLET TRUCK 2001-10</p> <p style="text-align: center;">MOUNT-ENGINE Left</p> <p>GMC TRUCK 2001-10</p>	 <p style="text-align: center;">EM-5588 MOUNT-ENGINE L & R Front</p> <p>CHRYSLER PASSENGER CAR 2005-10 DODGE PASSENGER CAR 2005-10</p>	 <p style="text-align: center;">EM-5609 MOUNT-TRANSMISSION Auto</p> <p>HONDA SPORT UTILITY 2000-02</p> <p style="text-align: center;">MOUNT-TRANSMISSION</p> <p>ISUZU SPORT UTILITY 1998-04</p>	 <p style="text-align: center;">EM-5616 MOUNT-ENGINE Rear Upper</p> <p>VOLVO PASSENGER CAR 2009</p>	
		 <p style="text-align: center;">EM-5617 MOUNT-ENGINE RH Front</p> <p>SAAB PASSENGER CAR 2000-03</p>		

= Available in the Westar Gold Line

BUYER'S GUIDE

NUMERICAL LISTING - ILLUSTRATIONS

 <p>EM-5645 MOUNT-TRANSMISSION Center</p> <p>SATURN PASSENGER CAR 2003-04</p>	 <p>EM-5654 MOUNT-ENGINE RH Front</p> <p>TOYOTA PASSENGER CAR 2007-18</p>	 <p>EM-5659 MOUNT-TRANSMISSION Front</p> <p>CHEVROLET PASSENGER CAR 2004-08 PONTIAC PASSENGER CAR 2005-07 SATURN PASSENGER CAR 2007</p>	 <p>EM-5662 MOUNT-TRANSMISSION</p> <p>CADILLAC SPORT UTILITY 2004-09</p>
 <p>EM-5646 MOUNT-ENGINE L & R Front</p> <p>TOYOTA SPORT UTILITY 2001-07 TOYOTA TRUCK 2000-06</p>	 <p>EM-5655 MOUNT-ENGINE Rear</p> <p>INFINITI PASSENGER CAR 2000-04</p>	 <p>EM-5660 MOUNT-TRANSMISSION L & R</p> <p>CADILLAC PASSENGER CAR 2004-09 MOUNT-TRANSMISSION</p> <p>CHEVROLET PASSENGER CAR 2005-13</p>	 <p>EM-5663 MOUNT-TRANSMISSION Auto</p> <p>CHEVROLET MEDIUM/HEAVY DUTY TRUCK 2009-16 MOUNT-TRANSMISSION</p> <p>CHEVROLET VAN 2006-16 MOUNT-TRANSMISSION Auto</p> <p>GMC MEDIUM/HEAVY DUTY TRUCK 2009-16 MOUNT-TRANSMISSION</p> <p>GMC VAN 2006-16</p>
 <p>EM-5647 MOUNT-TRANSMISSION</p> <p>TOYOTA PASSENGER CAR 2004-09</p>	 <p>EM-5656 MOUNT-ENGINE RH Front</p> <p>CHEVROLET VAN 2015-17 NISSAN PASSENGER CAR 2007-14 MOUNT-ENGINE Right</p> <p>NISSAN VAN 2013-17</p>	 <p>EM-5661 MOUNT-TRANSMISSION</p> <p>BUICK PASSENGER CAR 2008-09 CHEVROLET PASSENGER CAR 2006-09 PONTIAC PASSENGER CAR 2005-08</p>	 <p>EM-5664 MOUNT-TRANSMISSION</p> <p>CADILLAC SPORT UTILITY 2007-09</p>
 <p>EM-5649 MOUNT-ENGINE L & R Front</p> <p>LEXUS SPORT UTILITY 2003-09 TOYOTA SPORT UTILITY 2003-09</p>	 <p>EM-5657 MOUNT-TRANSMISSION Manual</p> <p>NISSAN PASSENGER CAR 2000-06</p>		

BUYER'S GUIDE

NUMERICAL LISTING - ILLUSTRATIONS



EM-5665
MOUNT-TRANSMISSION

CADILLAC PASSENGER CAR 2006-09



EM-5682
MOUNT-ENGINE
RH Front

CHEVROLET PASSENGER CAR 1997-12

EM-5693 (Continued)

CHEVROLET SPORT UTILITY	2005-09
GMC SPORT UTILITY	2005-09
ISUZU SPORT UTILITY	2005-06
SAAB SUV	2005-09



EM-5694
MOUNT-ENGINE
LH Front



EM-5738
MOUNT-TRANSMISSION
Front

KIA PASSENGER CAR 2001-05



EM-5670
MOUNT-ENGINE
Front

INFINITI PASSENGER CAR 2000-04
NISSAN PASSENGER CAR 2000-03



EM-5689
Engine Torque Strut Mount
Upper

HONDA PASSENGER CAR 2006-11

BUICK SPORT UTILITY	2005-07
CHEVROLET SPORT UTILITY	2005-09
GMC SPORT UTILITY	2005-09
ISUZU SPORT UTILITY	2005-06
SAAB SUV	2005-09



EM-5732
MOUNT-ENGINE
LH Front

FORD TRUCK 1997-04



EM-5741
MOUNT-ENGINE
Rear

TOYOTA SPORT UTILITY 2001-07
TOYOTA VAN 2004-10



EM-5672
MOUNT-ENGINE
Front

NISSAN PASSENGER CAR 2002-08
NISSAN SPORT UTILITY 2003-07
NISSAN VAN 2004-09



EM-5692
Engine Torque Strut Mount
Front Lower

CHRYSLER PASSENGER CAR 2003-09
DODGE PASSENGER CAR 2003-05

EM-5734
MOUNT-ENGINE
L & R Front



MERCEDES-BENZ PASSENGER CAR 2003-05



EM-5742
MOUNT-ENGINE
Front

TOYOTA PASSENGER CAR 2007-11
TOYOTA SPORT UTILITY 2009-16



EM-5673
MOUNT-ENGINE
L & R Front

CHEVROLET PASSENGER CAR 2009-10



EM-5693
MOUNT-ENGINE
RH Front

BUICK SPORT UTILITY 2005-07

(Continued Next Column)



EM-5744
MOUNT-TRANSMISSION
Front

ACURA PASSENGER CAR 2004-08

BUYER'S GUIDE

NUMERICAL LISTING - ILLUSTRATIONS

 <p style="text-align: center;">EM-5746 MOUNT-TRANSMISSION</p> <p>CHEVROLET PASSENGER CAR 2008-09</p>	<p>EM-5750 (Continued) TOYOTA PASSENGER CAR 2007-11</p>  <p style="text-align: center;">EM-5754 MOUNT-ENGINE L & R Front</p> <p>TOYOTA TRUCK 2005-06</p>	 <p style="text-align: center;">EM-5759 MOUNT-ENGINE RH Front</p> <p>TOYOTA PASSENGER CAR 2000-05</p>	 <p style="text-align: center;">EM-5773 MOUNT-ENGINE RH Front</p> <p>NISSAN PASSENGER CAR 2002-06</p>
 <p style="text-align: center;">EM-5747 MOUNT-ENGINE Rear</p> <p>VOLVO PASSENGER CAR 1998-00</p> <p style="text-align: center;">MOUNT-TRANSMISSION</p> <p>VOLVO PASSENGER CAR 1998-00</p>	 <p style="text-align: center;">EM-5755 MOUNT-ENGINE Rear</p> <p>TOYOTA SPORT UTILITY 2001-03</p>	 <p style="text-align: center;">EM-5766 MOUNT-ENGINE Right</p> <p>TOYOTA SPORT UTILITY 2001-03</p>	 <p style="text-align: center;">EM-5775 MOUNT-TRANSMISSION Manual</p> <p>NISSAN PASSENGER CAR 2002-06</p>
 <p style="text-align: center;">EM-5748 MOUNT-ENGINE Rear</p> <p>NISSAN PASSENGER CAR 2004-08</p>	 <p style="text-align: center;">EM-5757 MOUNT-TRANSMISSION Manual</p> <p>TOYOTA PASSENGER CAR 2002-09</p>	 <p style="text-align: center;">EM-5769 MOUNT-TRANSMISSION Auto</p> <p>LEXUS PASSENGER CAR 2000</p>	 <p style="text-align: center;">EM-5776 MOUNT-ENGINE L & R Front</p> <p>INFINITI PASSENGER CAR 2004-06</p> <p style="text-align: center;">MOUNT-ENGINE LH Front</p> <p>INFINITI SPORT UTILITY 2003-08</p>
 <p style="text-align: center;">EM-5750 Engine Torque Strut Front Right</p> <p style="text-align: center;">(Continued Next Column)</p>	 <p style="text-align: center;">EM-5758 Engine Torque Strut Mount Front</p> <p>TOYOTA PASSENGER CAR 2000-03</p>	 <p style="text-align: center;">EM-5772 MOUNT-ENGINE Front</p> <p>NISSAN PASSENGER CAR 2002-06</p>	

BUYER'S GUIDE

NUMERICAL LISTING - ILLUSTRATIONS

 <p style="text-align: center;">EM-5781 MOUNT-ENGINE RH Front</p> <p>NISSAN PASSENGER CAR 2009-11</p>	 <p style="text-align: center;">EM-5786 MOUNT-ENGINE L & R Front</p> <p>HONDA PASSENGER CAR 2000-09</p>	 <p style="text-align: center;">EM-5792 Engine Torque Strut Mount Rear</p> <p>HONDA PASSENGER CAR 2009-13</p>	 <p style="text-align: center;">EM-5795 MOUNT-ENGINE Rear</p> <p>HONDA SPORT UTILITY 2006-08 HONDA VAN 2005-07</p>
 <p style="text-align: center;">EM-5782 MOUNT-ENGINE RH Front</p> <p>NISSAN PASSENGER CAR 2007-12</p>	 <p style="text-align: center;">EM-5787 MOUNT-ENGINE Right</p> <p>ACURA PASSENGER CAR 2004-08 HONDA PASSENGER CAR 2003-07</p>	 <p style="text-align: center;">EM-5793 MOUNT-ENGINE Front</p> <p>ACURA PASSENGER CAR 2014-20 ACURA SPORT UTILITY 2013-18 HONDA PASSENGER CAR 2008-14 HONDA VAN 2008-17</p>	 <p style="text-align: center;">EM-5796 MOUNT-ENGINE Front</p> <p>MITSUBISHI PASSENGER CAR 2004-06 MITSUBISHI SPORT UTILITY 2003-06</p>
 <p style="text-align: center;">EM-5783 Engine Torque Strut Mount Rear</p> <p>MAZDA PASSENGER CAR 2004-13 MAZDA VAN 2006-10</p>	 <p style="text-align: center;">EM-5789 MOUNT-ENGINE Front</p> <p>ACURA PASSENGER CAR 2006-08</p>	 <p style="text-align: center;">EM-5794 MOUNT-TRANSMISSION Auto</p> <p>ACURA PASSENGER CAR 2001-05 HONDA PASSENGER CAR 2001-05</p>	 <p style="text-align: center;">EM-5797 MOUNT-TRANSMISSION</p> <p>MITSUBISHI SPORT UTILITY 2003-06</p>
 <p style="text-align: center;">EM-5785 Engine Torque Strut Mount Rear</p> <p>HONDA PASSENGER CAR 2009-13</p>	 <p style="text-align: center;">EM-5790 MOUNT-ENGINE Front</p> <p>ACURA PASSENGER CAR 2004-08 HONDA PASSENGER CAR 2006-07</p>		 <p style="text-align: center;">EM-5798 MOUNT-ENGINE Right</p> <p>MITSUBISHI SPORT UTILITY 2003-06</p>

BUYER'S GUIDE

NUMERICAL LISTING - ILLUSTRATIONS

 <p style="text-align: center;">EM-5800 MOUNT-ENGINE Front</p> <p>LEXUS SPORT UTILITY 2004-06</p>	 <p style="text-align: center;">EM-5808 MOUNT-TRANSMISSION</p> <p>TOYOTA SPORT UTILITY 2001-04</p>	 <p style="text-align: center;">EM-5814 MOUNT-ENGINE RH Front</p> <p>HONDA SPORT UTILITY 2000 ISUZU SPORT UTILITY 1998-00</p>	 <p style="text-align: center;">EM-5825 MOUNT-TRANSMISSION Auto</p> <p>MITSUBISHI PASSENGER CAR 2002-07</p>
 <p style="text-align: center;">EM-5801 MOUNT-TRANSMISSION Manual</p> <p>LEXUS PASSENGER CAR 2002-05</p>	 <p style="text-align: center;">EM-5809 MOUNT-TRANSMISSION</p> <p>LEXUS PASSENGER CAR 2000-01</p>	 <p style="text-align: center;">EM-5817 MOUNT-TRANSMISSION Auto</p> <p>NISSAN PASSENGER CAR 2002-06</p>	 <p style="text-align: center;">EM-5827 MOUNT-TRANSMISSION Manual</p> <p>TOYOTA PASSENGER CAR 2006-17</p>
 <p style="text-align: center;">EM-5804 MOUNT-ENGINE Front</p> <p>LEXUS PASSENGER CAR 2000-01</p>	 <p style="text-align: center;">EM-5812 MOUNT-ENGINE RH Front</p> <p>ISUZU SPORT UTILITY 1998-03</p>	 <p style="text-align: center;">EM-5818 MOUNT-ENGINE Rear</p> <p>NISSAN PASSENGER CAR 2002-06 NISSAN SPORT UTILITY 2003-07 NISSAN VAN 2004-09</p>	 <p style="text-align: center;">EM-5832 MOUNT-ENGINE Right</p> <p>TOYOTA PASSENGER CAR 2001-03</p>
 <p style="text-align: center;">EM-5807 MOUNT-TRANSMISSION</p> <p>TOYOTA SPORT UTILITY 2001-04</p>	 <p style="text-align: center;">EM-5813 MOUNT-ENGINE LH Front</p> <p>HONDA SPORT UTILITY 2001-02 ISUZU SPORT UTILITY 2001-04</p>	<p style="text-align: center;">EM-5820 MOUNT-ENGINE LH Front</p> <p>MITSUBISHI SPORT UTILITY 2000-04</p> <p style="text-align: center;">EM-5822 (NEW) MOUNT-ENGINE Right</p> <p>MITSUBISHI PASSENGER CAR 2003-06</p>	 <p style="text-align: center;">EM-5834 Engine Torque Strut Front Right</p> <p>TOYOTA PASSENGER CAR 2007-14</p>








BUYER'S GUIDE

NUMERICAL LISTING - ILLUSTRATIONS

 <p style="text-align: center;">EM-5835 Engine Torque Strut Front Right</p> <p>TOYOTA VAN 2004-06</p>	 <p style="text-align: center;">EM-5842 MOUNT-ENGINE Front</p> <p>LEXUS PASSENGER CAR 2004-06</p> <p style="text-align: center;">EM-5843 MOUNT-ENGINE LH Front</p> <p>TOYOTA PASSENGER CAR 2004-06</p>	 <p style="text-align: center;">EM-5847 MOUNT-ENGINE Left</p> <p>VOLVO PASSENGER CAR 2001-04</p> <p style="text-align: center;">EM-5848 MOUNT-TRANSMISSION Auto</p> <p>VOLVO PASSENGER CAR 2000-03</p>	 <p style="text-align: center;">EM-5856 MOUNT-ENGINE Front</p> <p>MITSUBISHI PASSENGER CAR 2008-15</p> <p>MITSUBISHI SPORT UTILITY 2007-13</p>
 <p style="text-align: center;">EM-5837 MOUNT-ENGINE Rear</p> <p>LEXUS SPORT UTILITY 2004-09</p> <p>TOYOTA SPORT UTILITY 2004-07</p>	 <p style="text-align: center;">EM-5844 MOUNT-ENGINE RH Rear</p> <p>MINI 2002-04</p>	 <p style="text-align: center;">EM-5848 MOUNT-ENGINE RH Lower</p> <p>VOLVO PASSENGER CAR 2001-04</p>	 <p style="text-align: center;">EM-5857 MOUNT-ENGINE Right</p> <p>MITSUBISHI SPORT UTILITY 2008-13</p>
 <p style="text-align: center;">EM-5840 MOUNT-ENGINE Front</p> <p>HONDA VAN 2005-07</p>	 <p style="text-align: center;">EM-5846 MOUNT-ENGINE Rear</p> <p>NISSAN PASSENGER CAR 2000-01</p>	<p style="text-align: center;">EM-5849 (NEW) MOUNT-ENGINE Right</p> <p>VOLVO PASSENGER CAR 2004-13</p> <p style="text-align: center;">EM-5851 MOUNT-TRANSMISSION Manual</p> <p>TOYOTA PASSENGER CAR 1998-02</p>	 <p style="text-align: center;">EM-5858 MOUNT-TRANSMISSION</p> <p>MERCEDES-BENZ PASSENGER CAR 2001-16</p> <p>MERCEDES-BENZ SPORT UTILITY 2010-18</p>
 <p style="text-align: center;">EM-5841 (NEW) MOUNT-ENGINE L & R Front</p> <p>LAND ROVER SPORT UTILITY .. 2000-02</p>	 <p style="text-align: center;">EM-5855 DIFFERENTIAL MOUNT</p> <p>AUDI PASSENGER CAR 2002-11</p>	 <p style="text-align: center;">EM-5859 MOUNT-ENGINE L & R Front</p> <p>MERCEDES-BENZ PASSENGER CAR 2008-16</p>	

BUYER'S GUIDE

NUMERICAL LISTING - ILLUSTRATIONS

 <p style="text-align: center;">EM-5860 Engine Torque Strut Mount Rear</p> <p>MINI 2002-08</p>	 <p style="text-align: center;">EM-5864 MOUNT-TRANSMISSION Auto</p> <p>MAZDA PASSENGER CAR 2010-13 MAZDA VAN 2012</p>	 <p style="text-align: center;">EM-5868 MOUNT-TRANSMISSION</p> <p>CHEVROLET PASSENGER CAR 2004-10 SUZUKI PASSENGER CAR 2004-08</p>	 <p style="text-align: center;">EM-5872 MOUNT-ENGINE Front</p> <p>HONDA PASSENGER CAR 2009-14 HONDA SPORT UTILITY 2018-19</p>
 <p style="text-align: center;">EM-5861 Engine Torque Strut Mount Front</p> <p>LEXUS SPORT UTILITY 2007-09</p>	 <p style="text-align: center;">EM-5865 MOUNT-ENGINE Right</p> <p>NISSAN PASSENGER CAR 2007-13</p>	 <p style="text-align: center;">EM-5869 MOUNT-ENGINE Front</p> <p>INFINITI SPORT UTILITY 2013-20 NISSAN PASSENGER CAR 2007-20 NISSAN SPORT UTILITY 2013-20</p>	 <p style="text-align: center;">EM-5873 MOUNT-ENGINE Front</p> <p>SUZUKI PASSENGER CAR 2002-07</p>
 <p style="text-align: center;">EM-5862 MOUNT-TRANSMISSION Rear</p> <p>CHEVROLET PASSENGER CAR 2008-10 PONTIAC PASSENGER CAR 2007-10 SATURN PASSENGER CAR 2008-09</p>	 <p style="text-align: center;">EM-5866 MOUNT-ENGINE Right</p> <p>INFINITI SPORT UTILITY 2013-20 NISSAN PASSENGER CAR 2013-18 NISSAN SPORT UTILITY 2009-20 NISSAN VAN 2011-15</p>	 <p style="text-align: center;">EM-5870 MOUNT-ENGINE Rear</p> <p>NISSAN PASSENGER CAR 2007-14</p>	 <p style="text-align: center;">EM-5874 Engine Torque Strut Front Right</p> <p>TOYOTA VAN 2004-06</p>
 <p style="text-align: center;">EM-5863 MOUNT-TRANSMISSION</p> <p>MAZDA PASSENGER CAR 2010-11</p>	 <p style="text-align: center;">EM-5867 MOUNT-ENGINE Right</p> <p>NISSAN PASSENGER CAR 2007-20</p>	 <p style="text-align: center;">EM-5871 DIFFERENTIAL MOUNT</p> <p>HONDA SPORT UTILITY 2002-11</p>	 <p style="text-align: center;">EM-5875 MOUNT-ENGINE Rear</p> <p>ACURA PASSENGER CAR 2014-20 HONDA PASSENGER CAR 2008-17</p>

BUYER'S GUIDE

NUMERICAL LISTING - ILLUSTRATIONS

 <p>EM-5876 MOUNT-ENGINE Rear</p> <p>MITSUBISHI PASSENGER CAR 2002-06</p>	 <p>EM-5881 MOUNT-ENGINE LH Front</p> <p>HYUNDAI PASSENGER CAR 2009-16</p>	 <p>EM-5885 MOUNT-ENGINE RH Front</p> <p>BMW PASSENGER CAR 2004-11</p>	 <p>EM-5889 MOUNT-ENGINE Left</p> <p>BMW SPORT UTILITY 2004-06</p>
 <p>EM-5877 MOUNT-ENGINE L & R Front</p> <p>BMW SPORT UTILITY 2000-06</p>	 <p>EM-5882 MOUNT-ENGINE RH Front</p> <p>HYUNDAI PASSENGER CAR 2009-16</p>	 <p>EM-5886 MOUNT-ENGINE L & R Front</p> <p>BMW PASSENGER CAR 2006-16</p>	 <p>EM-5890 MOUNT-ENGINE Right</p> <p>BMW SPORT UTILITY 2004-10</p>
 <p>EM-5879 MOUNT-ENGINE L & R Front</p> <p>AUDI SPORTS UTILITY 2007-16 VOLKSWAGEN SPORT UTILITY 2004-17</p>	 <p>EM-5883 MOUNT-ENGINE Front</p> <p>HYUNDAI SPORT UTILITY 2010-12 KIA SPORT UTILITY 2011-13</p>	 <p>EM-5887 MOUNT-ENGINE RH Front</p> <p>BMW PASSENGER CAR 2012-16 BMW SPORT UTILITY 2013-15</p>	 <p>EM-5891 MOUNT-TRANSMISSION Auto</p> <p>HONDA PASSENGER CAR 2009-14</p>
 <p>EM-5880 MOUNT-ENGINE RH Front</p> <p>KIA PASSENGER CAR 2010-11</p>	 <p>EM-5884 MOUNT-ENGINE LH Front</p> <p>BMW PASSENGER CAR 2004-11</p>	 <p>EM-5888 MOUNT-ENGINE LH Front</p> <p>BMW PASSENGER CAR 2012-16 BMW SPORT UTILITY 2013-15</p>	 <p>EM-5892 MOUNT-ENGINE L & R Front</p> <p>LAND ROVER SPORT UTILITY .. 2006-12</p>

BUYER'S GUIDE

NUMERICAL LISTING - ILLUSTRATIONS

 <p style="text-align: center;">EM-5893 MOUNT-ENGINE LH Front</p> <p>LAND ROVER SPORT UTILITY .. 2006-09</p>	 <p style="text-align: center;">EM-5897 (NEW) MOUNT-ENGINE Right</p> <p>TOYOTA PASSENGER CAR 2004-09</p>	 <p style="text-align: center;">EM-5901 MOUNT-ENGINE RH Front</p> <p>TOYOTA SPORT UTILITY 2008-17 TOYOTA TRUCK 2007-17</p>	 <p style="text-align: center;">EM-5905 MOUNT-TRANSMISSION Manual</p> <p>NISSAN PASSENGER CAR 2007-12</p>
 <p style="text-align: center;">EM-5894 MOUNT-ENGINE RH Front</p> <p>LAND ROVER SPORT UTILITY .. 2006-09</p>	 <p style="text-align: center;">EM-5898 MOUNT-TRANSMISSION Auto</p> <p>TOYOTA PASSENGER CAR 2009-13</p>	 <p style="text-align: center;">EM-5902 MOUNT-ENGINE LH Front</p> <p>TOYOTA SPORT UTILITY 2008-17 TOYOTA TRUCK 2007-17</p>	 <p style="text-align: center;">EM-5906 MOUNT-ENGINE RH Front</p> <p>HONDA PASSENGER CAR 2006-11</p>
 <p style="text-align: center;">EM-5895 MOUNT-ENGINE LH Front</p> <p>LAND ROVER SPORT UTILITY .. 2003-05</p>	 <p style="text-align: center;">EM-5899 (NEW) MOUNT-ENGINE Right</p> <p>VOLKSWAGEN PASSENGER CAR 2005-19</p>	 <p style="text-align: center;">EM-5903 MOUNT-ENGINE Front</p> <p>HONDA PASSENGER CAR 2005-07 HONDA SPORT UTILITY 2006-08</p>	 <p style="text-align: center;">EM-5907 MOUNT-ENGINE Rear</p> <p>MITSUBISHI PASSENGER CAR 2000-04</p>
 <p style="text-align: center;">EM-5896 MOUNT-ENGINE RH Front</p> <p>LAND ROVER SPORT UTILITY .. 2003-05</p>	 <p style="text-align: center;">EM-5900 MOUNT-ENGINE Front</p> <p>TOYOTA SPORT UTILITY 2009-13 TOYOTA VAN 2004-12</p>	 <p style="text-align: center;">EM-5904 MOUNT-ENGINE Rear</p> <p>HONDA VAN 2008-10</p>	 <p style="text-align: center;">EM-5908 MOUNT-TRANSMISSION Manual</p> <p>TOYOTA SPORT UTILITY 2000-01</p>

BUYER'S GUIDE

NUMERICAL LISTING - ILLUSTRATIONS

			
<p style="text-align: center;">EM-5909 Engine Torque Strut Mount Rear</p> <p>MAZDA PASSENGER CAR 2011-14</p>	<p style="text-align: center;">EM-5913 Engine Torque Strut Mount Upper</p> <p>ACURA SPORT UTILITY 2007-12</p>	<p style="text-align: center;">EM-5917 SUBFRAME MOUNT FRONT LEFT</p> <p>ACURA PASSENGER CAR 2004-14 HONDA PASSENGER CAR 2003-17</p>	<p style="text-align: center;">EM-5921 MOUNT-ENGINE L & R Front</p> <p>LEXUS PASSENGER CAR 2000-05</p>
			
<p style="text-align: center;">EM-5910 MOUNT-TRANSMISSION Manual</p> <p>TOYOTA TRUCK 2005-15</p>	<p style="text-align: center;">EM-5914 MOUNT-TRANSMISSION</p> <p>NISSAN SPORT UTILITY 2008-14 NISSAN VAN 2011-14</p>	<p style="text-align: center;">EM-5918 MOUNT-TRANSMISSION</p> <p>TOYOTA TRUCK 2000-04</p>	<p style="text-align: center;">EM-5922 MOUNT-ENGINE Front</p> <p>MINI 2004-08</p>
			
<p style="text-align: center;">EM-5911 MOUNT-TRANSMISSION</p> <p>INFINITI PASSENGER CAR 2004-10 INFINITI SPORT UTILITY 2003-12</p>	<p style="text-align: center;">EM-5915 SUBFRAME MOUNT FRONT RIGHT</p> <p>ACURA PASSENGER CAR 2004-14 HONDA PASSENGER CAR 2003-17</p>	<p style="text-align: center;">EM-5919 MOUNT-TRANSMISSION</p> <p>TOYOTA SPORT UTILITY 2005-07</p>	<p style="text-align: center;">EM-5923 MOUNT-TRANSMISSION Manual</p> <p>MAZDA VAN 2006-10</p>
			
<p style="text-align: center;">EM-5912 MOUNT-ENGINE Rear</p> <p>MITSUBISHI SPORT UTILITY 2003-06</p>	<p style="text-align: center;">EM-5916 MOUNT-ENGINE Right</p> <p>SCION PASSENGER CAR 2005-10</p>	<p style="text-align: center;">EM-5920 MOUNT-TRANSMISSION</p> <p>TOYOTA TRUCK 2005-06</p>	<p style="text-align: center;">EM-5924 MOUNT-ENGINE Rear</p> <p>MITSUBISHI PASSENGER CAR 2008-05</p>

BUYER'S GUIDE

NUMERICAL LISTING - ILLUSTRATIONS

 <p>EM-5925 MOUNT-ENGINE Front</p> <p>HONDA VAN 2008-10</p>	 <p>EM-5930 MOUNT-TRANSMISSION Auto</p> <p>TOYOTA PASSENGER CAR 2006-17</p>	 <p>EM-5933 Engine Torque Strut Mount Lower</p> <p>CHEVROLET PASSENGER CAR 2004-10 SUZUKI PASSENGER CAR 2004-08</p>	 <p>EM-5936 MOUNT-ENGINE Right</p> <p>HYUNDAI PASSENGER CAR 2009-10</p>
 <p>EM-5926 (NEW) MOUNT-TRANSMISSION Manual</p> <p>ACURA PASSENGER CAR 2006-10 HONDA PASSENGER CAR 2006-11</p>	 <p>EM-5931 MOUNT-ENGINE Right</p> <p>CHEVROLET PASSENGER CAR 2004-10 SUZUKI PASSENGER CAR 2004-08</p>	 <p>EM-5934 MOUNT-TRANSMISSION Manual</p> <p>VOLKSWAGEN PASSENGER CAR 2009-12</p>	 <p>EM-5937 MOUNT-TRANSMISSION Auto</p> <p>NISSAN PASSENGER CAR 2000-01</p>
 <p>EM-5927 MOUNT-ENGINE Right</p> <p>MITSUBISHI SPORT UTILITY 2007-13</p>	 <p>EM-5932 Engine Torque Strut Mount Right</p> <p>CHEVROLET PASSENGER CAR 2004-10 SUZUKI PASSENGER CAR 2004-08</p>	 <p>EM-5935 MOUNT-TRANSMISSION Auto</p> <p>VOLKSWAGEN PASSENGER CAR 2009-14</p>	 <p>EM-5938 MOUNT-ENGINE Rear</p> <p>NISSAN SPORT UTILITY 2002-07</p>
 <p>EM-5928 MOUNT-TRANSMISSION</p> <p>MITSUBISHI SPORT UTILITY 2007-12</p>			 <p>EM-5940 MOUNT-ENGINE Right</p> <p>TOYOTA SPORT UTILITY 2006-08</p>

BUYER'S GUIDE

NUMERICAL LISTING - ILLUSTRATIONS

 <p>EM-5941 MOUNT-TRANSMISSION Auto</p> <p>LEXUS PASSENGER CAR 1998-05</p>	 <p>EM-5945 MOUNT-TRANSMISSION Auto</p> <p>SUBARU PASSENGER CAR 2012-15 SUBARU SPORT UTILITY 2013-17</p>	 <p>EM-5952 MOUNT-ENGINE L & R Front</p> <p>LEXUS PASSENGER CAR 2001-06</p>	<p>EM-5956 (Continued) MOUNT-TRANSMISSION Auto</p> <p>HONDA SPORT UTILITY 2016-19 MOUNT-TRANSMISSION</p> <p>HONDA VAN 2011-16</p> 
 <p>EM-5942 MOUNT-TRANSMISSION</p> <p>LEXUS PASSENGER CAR 2000</p>	 <p>EM-5947 MOUNT-TRANSMISSION Manual</p> <p>SAAB PASSENGER CAR 1999-02</p>	 <p>EM-5953 MOUNT-ENGINE Right</p> <p>NISSAN PASSENGER CAR 2007-12 NISSAN SPORT UTILITY 2008-13 RENAULT SPORT UTILITY 2009-14</p>	<p>EM-5957 MOUNT-TRANSMISSION Rear</p> <p>ACURA PASSENGER CAR 2004-08</p> 
 <p>EM-5943 Engine Torque Strut Mount Rear</p> <p>MAZDA PASSENGER CAR 2006-08</p>	 <p>EM-5949 MOUNT-ENGINE Front</p> <p>TOYOTA PASSENGER CAR 2005-07 TOYOTA VAN 2007-10</p>	 <p>EM-5954 Engine Torque Strut Mount Upper</p> <p>ACURA PASSENGER CAR 2013-15 HONDA SPORT UTILITY 2012-16</p>	<p>EM-5958 MOUNT-ENGINE Right</p> <p>HONDA SPORT UTILITY 2012-16</p> 
 <p>EM-5944 Engine Torque Strut Mount Rear Lower</p> <p>SCION PASSENGER CAR 2008-14</p>	 <p>EM-5951 MOUNT-ENGINE Front</p> <p>SUZUKI PASSENGER CAR 2010-13</p>	 <p>EM-5956 MOUNT-TRANSMISSION</p> <p>ACURA SPORT UTILITY 2010-15</p>	<p>EM-5959 MOUNT-ENGINE LH Front</p> <p>SUBARU PASSENGER CAR 2012-13 SUBARU SPORT UTILITY 2013</p>
<p>(Continued Next Column)</p>			
















BUYER'S GUIDE

NUMERICAL LISTING - ILLUSTRATIONS

 <p style="text-align: center;">EM-5960 MOUNT-ENGINE RH Front</p> <p>SUBARU PASSENGER CAR 2012-13 SUBARU SPORT UTILITY 2013</p>	 <p style="text-align: center;">EM-5964 MOUNT-ENGINE Right</p> <p>TOYOTA SPORT UTILITY 2006-12</p>	 <p style="text-align: center;">EM-5969 MOUNT-TRANSMISSION Manual</p> <p>NISSAN PASSENGER CAR 2012-16</p>	 <p style="text-align: center;">EM-5972 MOUNT-ENGINE L & R Front</p> <p>MERCEDES-BENZ PASSENGER CAR 2007-12 MERCEDES-BENZ SPORT UTILITY 2006-12</p>
 <p style="text-align: center;">EM-5961 MOUNT-ENGINE Front</p> <p>NISSAN SPORT UTILITY 2003-07</p>	 <p style="text-align: center;">EM-5966 MOUNT-ENGINE L & R Front</p> <p>AUDI PASSENGER CAR 2008-10</p>	 <p style="text-align: center;">EM-5970 MOUNT-ENGINE Right</p> <p>LEXUS PASSENGER CAR 2011-16 TOYOTA PASSENGER CAR 2010-17</p>	 <p style="text-align: center;">EM-5973 MOUNT-ENGINE Right</p> <p>SCION VAN 2008-15</p>
 <p style="text-align: center;">EM-5962 MOUNT-ENGINE Rear</p> <p>NISSAN SPORT UTILITY 2003-07</p>	 <p style="text-align: center;">EM-5967 MOUNT-TRANSMISSION</p> <p>LEXUS PASSENGER CAR 2001-03</p>	 <p style="text-align: center;">EM-5971 MOUNT-ENGINE LH Front</p> <p>SUBARU PASSENGER CAR 2005-09</p> <p style="text-align: center;">MOUNT-ENGINE Left</p> <p>SUBARU SPORT UTILITY 2009-10</p>	 <p style="text-align: center;">EM-5975 MOUNT-TRANSMISSION Manual</p> <p>LEXUS PASSENGER CAR 2006-12</p>
 <p style="text-align: center;">EM-5963 MOUNT-TRANSMISSION Auto</p> <p>LEXUS PASSENGER CAR 2006-17</p>	 <p style="text-align: center;">EM-5968 Engine Torque Strut Mount Lower</p> <p>NISSAN PASSENGER CAR 2012-16</p>		 <p style="text-align: center;">EM-5976 MOUNT-TRANSMISSION</p> <p>LEXUS PASSENGER CAR 2004-06</p>



BUYER'S GUIDE

NUMERICAL LISTING - ILLUSTRATIONS

			
<p style="text-align: center;">EM-5977 MOUNT-ENGINE Right</p> <p>TOYOTA SPORT UTILITY 2009-12</p>	<p style="text-align: center;">EM-5981 MOUNT-TRANSMISSION Auto</p> <p>NISSAN SPORT UTILITY 2002-07</p>	<p style="text-align: center;">EM-5984 MOUNT-ENGINE Rear</p> <p>ACURA PASSENGER CAR 2004-08</p>	<p style="text-align: center;">EM-5989 MOUNT-TRANSMISSION</p> <p>SCION PASSENGER CAR 2005-10</p>
			
<p style="text-align: center;">EM-5978 MOUNT-TRANSMISSION Upper</p> <p>ACURA PASSENGER CAR 2007-08</p>	<p style="text-align: center;">EM-5982 MOUNT-ENGINE Right</p> <p>TOYOTA SPORT UTILITY 2006-08</p>	<p style="text-align: center;">EM-5985 Engine Torque Strut Mount Lower</p> <p>ACURA SPORT UTILITY 2007-12</p>	<p style="text-align: center;">EM-5990 MOUNT-TRANSMISSION Auto</p> <p>HONDA PASSENGER CAR 2012-15</p>
			
<p style="text-align: center;">EM-5979 MOUNT-ENGINE Right</p> <p>TOYOTA SPORT UTILITY 2009-12</p>	<p style="text-align: center;">EM-5983 MOUNT-ENGINE RH Front</p> <p>SUBARU PASSENGER CAR 2005-09</p>	<p style="text-align: center;">EM-5986 MOUNT-ENGINE Rear</p> <p>SCION PASSENGER CAR 2005-10</p>	<p style="text-align: center;">EM-5991 MOUNT-ENGINE Front</p> <p>LEXUS PASSENGER CAR 2002-03 TOYOTA PASSENGER CAR 2004-06</p>
	<p style="text-align: center;">MOUNT-ENGINE Right</p> <p>SUBARU SPORT UTILITY 2009-10</p>		
<p style="text-align: center;">EM-5980 MOUNT-TRANSMISSION Manual</p> <p>MITSUBISHI PASSENGER CAR 2006-12</p>		<p style="text-align: center;">EM-5988 MOUNT-ENGINE Rear</p> <p>SCION PASSENGER CAR 2005-10</p>	<p style="text-align: center;">EM-5992 MOUNT-ENGINE Right</p> <p>ACURA SPORT UTILITY 2007-13</p>

BUYER'S GUIDE

NUMERICAL LISTING - ILLUSTRATIONS

 <p>EM-5993 MOUNT-ENGINE Right</p> <p>VOLVO PASSENGER CAR 1998-07 VOLVO SPORT UTILITY 2003-06</p>	<p>EM-5996 (Continued) HYUNDAI PASSENGER CAR 2011-14 MOUNT-TRANSMISSION</p> <p>KIA PASSENGER CAR 2011-15</p>  <p>EM-5997 MOUNT-TRANSMISSION Auto</p> <p>KIA PASSENGER CAR 2010-13</p>  <p>EM-5999 MOUNT-ENGINE Rear</p> <p>KIA PASSENGER CAR 2010-13</p>  <p>EM-7000 MOUNT-TRANSMISSION Auto</p> <p>VOLKSWAGEN PASSENGER CAR 1999-06</p>	 <p>EM-7004 MOUNT-ENGINE Right</p> <p>MAZDA SPORT UTILITY 2007-15</p>  <p>EM-7006 MOUNT-ENGINE Rear</p> <p>KIA PASSENGER CAR 2010-13</p>  <p>EM-7008 MOUNT-ENGINE Front</p> <p>INFINITI PASSENGER CAR 2007-18 MOUNT-ENGINE L & R Front</p> <p>INFINITI SPORT UTILITY 2008-17 MOUNT-ENGINE Front</p> <p>NISSAN PASSENGER CAR 2009-20</p>	 <p>EM-7009 Engine Torque Strut Mount Right</p> <p>NISSAN PASSENGER CAR 2013-15 NISSAN SPORT UTILITY 2011-17</p>  <p>EM-7010 MOUNT-ENGINE L & R Front</p> <p>TOYOTA TRUCK 2005-15</p>  <p>EM-7011 MOUNT-ENGINE Right</p> <p>TOYOTA SPORT UTILITY 2004-05</p>  <p>EM-7012 MOUNT-TRANSMISSION Manual</p> <p>HONDA PASSENGER CAR 2012-15</p>
<p>(Continued Next Column)</p>			

BUYER'S GUIDE

NUMERICAL LISTING - ILLUSTRATIONS

 <p>EM-7013 Engine Torque Strut Mount Left</p> <p>NISSAN PASSENGER CAR 2013-15 NISSAN SPORT UTILITY 2011-17</p>	 <p>EM-7019 MOUNT-ENGINE Right</p> <p>AUDI PASSENGER CAR 2000-06</p> <p>EM-7020 MOUNT-ENGINE RH Front</p> <p>VOLKSWAGEN PASSENGER CAR 2000-05</p>	 <p>EM-7022 MOUNT-TRANSMISSION Auto</p> <p>MAZDA PASSENGER CAR 2011-14</p>	 <p>EM-7025 MOUNT-ENGINE Front</p> <p>BMW SPORT UTILITY 2007-17</p>
 <p>EM-7015 MOUNT-TRANSMISSION Auto</p> <p>SCION PASSENGER CAR 2008-14</p>	 <p>EM-7020 MOUNT-TRANSMISSION</p> <p>MERCEDES-BENZ PASSENGER CAR 2007</p> <p>EM-7021 MOUNT-ENGINE Right</p> <p>VOLKSWAGEN PASSENGER CAR 2009-15</p>	 <p>EM-7023 MOUNT-TRANSMISSION</p> <p>ACURA SPORT UTILITY 2007-12</p>	 <p>EM-7027 MOUNT-ENGINE Right</p> <p>TOYOTA SPORT UTILITY 2008-13</p>
 <p>EM-7016 MOUNT-ENGINE Front</p> <p>TOYOTA PASSENGER CAR 2012-17</p>	 <p>EM-7024 Engine Torque Strut Mount Rear</p> <p>NISSAN SPORT UTILITY 2017-19</p> <p>EM-7025 MOUNT-TRANSMISSION</p> <p>NISSAN PASSENGER CAR 2013-17</p> <p>EM-7026 MOUNT-TRANSMISSION Manual</p> <p>NISSAN SPORT UTILITY 2011-21</p>	 <p>EM-7029 MOUNT-ENGINE Rear</p> <p>SUZUKI PASSENGER CAR 2007-13</p>	 <p>EM-7030 MOUNT-ENGINE RH Front</p> <p>AUDI PASSENGER CAR 2002-06</p>

BUYER'S GUIDE

NUMERICAL LISTING - ILLUSTRATIONS

 <p>EM-7031 Engine Torque Strut Mount Rear</p> <p>PORSCHE 2011-16 PORSCHE SUV 2003-10</p>	 <p>EM-7035 MOUNT-TRANSMISSION Manual</p> <p>HYUNDAI PASSENGER CAR 2011-12</p>	 <p>EM-7039 MOUNT-ENGINE Rear</p> <p>LEXUS SPORT UTILITY 2004-09 TOYOTA SPORT UTILITY 2004-10</p>	 <p>EM-7043 MOUNT-TRANSMISSION Manual</p> <p>MAZDA PASSENGER CAR 2007-09</p>
 <p>EM-7033 (NEW) MOUNT-TRANSMISSION Manual</p> <p>HYUNDAI PASSENGER CAR 2011-12 MOUNT-TRANSMISSION</p> <p>KIA PASSENGER CAR 2011-13</p>	 <p>EM-7036 MOUNT-ENGINE Right</p> <p>HYUNDAI SPORT UTILITY 2003-06</p>	 <p>EM-7040 (NEW) MOUNT-TRANSMISSION Auto</p> <p>SCION VAN 2008-15</p>	 <p>EM-7044 MOUNT-ENGINE Right</p> <p>FORD PASSENGER CAR 2006-12 MAZDA PASSENGER CAR 2009-13 MERCURY PASSENGER CAR 2006-11</p>
 <p>EM-7034 MOUNT-TRANSMISSION Auto</p> <p>HYUNDAI PASSENGER CAR 2011-14</p>	 <p>EM-7037 MOUNT-ENGINE Front</p> <p>KIA PASSENGER CAR 2009-10</p>	 <p>EM-7041 Engine Torque Strut Front Right</p> <p>TOYOTA SPORT UTILITY 2008-10</p>	 <p>EM-7045 (NEW) MOUNT-TRANSMISSION Manual</p> <p>SCION VAN 2008-15</p>
 <p>EM-7038 MOUNT-ENGINE Front</p> <p>HONDA PASSENGER CAR 2008-13</p>	 <p>EM-7042 Engine Torque Strut Mount Upper</p> <p>SCION PASSENGER CAR 2008-14</p>	 <p>EM-7046 MOUNT-TRANSMISSION Manual</p> <p>MAZDA PASSENGER CAR 2011-14</p>	

BUYER'S GUIDE

NUMERICAL LISTING - ILLUSTRATIONS

 <p>EM-7047 MOUNT-ENGINE RH Front</p> <p>AUDI PASSENGER CAR 2002-08</p>	 <p>EM-7053 MOUNT-ENGINE Right</p> <p>LEXUS PASSENGER CAR 2013-18 TOYOTA PASSENGER CAR 2012-17</p>	 <p>EM-7057 MOUNT-ENGINE Front</p> <p>HYUNDAI PASSENGER CAR 2011-16</p> <p>MOUNT-TRANSMISSION Manual</p> <p>HYUNDAI PASSENGER CAR 2012-17 KIA PASSENGER CAR 2012-14</p>	 <p>EM-7061 MOUNT-ENGINE Rear</p> <p>HYUNDAI SPORT UTILITY 2010-12 KIA SPORT UTILITY 2011-13</p>
 <p>EM-7048 MOUNT-ENGINE Rear</p> <p>SCION VAN 2008-15</p>	 <p>EM-7054 MOUNT-TRANSMISSION</p> <p>TOYOTA PASSENGER CAR 2012-17</p>	 <p>EM-7058 MOUNT-TRANSMISSION Auto</p> <p>INFINITI PASSENGER CAR 2006-19</p> <p>MOUNT-TRANSMISSION</p> <p>INFINITI SPORT UTILITY 2008-17</p>	 <p>EM-7062 MOUNT-ENGINE Front</p> <p>HYUNDAI PASSENGER CAR 2012-14 KIA PASSENGER CAR 2012-16</p>
 <p>EM-7049 MOUNT-TRANSMISSION Manual</p> <p>KIA PASSENGER CAR 2010-13</p>	 <p>EM-7055 Engine Torque Strut Mount Lower</p> <p>HONDA SPORT UTILITY 2012-16</p>	<p>EM-7059 (NEW) MOUNT-TRANSMISSION</p> <p>TOYOTA PASSENGER CAR 2010-15</p>	<p>EM-7064 MOUNT-ENGINE Front</p> <p>HYUNDAI PASSENGER CAR 2011-16</p>
 <p>EM-7051 MOUNT-TRANSMISSION</p> <p>KIA SPORT UTILITY 2007-11</p>	 <p>EM-7056 MOUNT-TRANSMISSION Auto</p> <p>HYUNDAI SPORT UTILITY 2010-15 KIA SPORT UTILITY 2011-13</p>	 <p>EM-7060 MOUNT-TRANSMISSION Auto</p> <p>HYUNDAI SPORT UTILITY 2010-12 KIA SPORT UTILITY 2011-12</p>	 <p>EM-7065 Engine Torque Strut Mount Lower</p> <p>DODGE PASSENGER CAR 2012-14</p> <p>Engine Torque Strut Mount Front Lower</p> <p>HYUNDAI PASSENGER CAR 2012-17 KIA PASSENGER CAR 2012-19</p>

BUYER'S GUIDE

NUMERICAL LISTING - ILLUSTRATIONS

 <p>EM-7066 Engine Torque Strut Mount Front Lower</p> <p>HYUNDAI PASSENGER CAR 2011-16 KIA PASSENGER CAR 2010-16</p>	 <p>EM-7072 MOUNT-TRANSMISSION Auto</p> <p>NISSAN PASSENGER CAR 2007-12</p>	 <p>EM-7076 MOUNT-TRANSMISSION Manual</p> <p>VOLKSWAGEN PASSENGER CAR 2009-15</p>	 <p>EM-7080 MOUNT-TRANSMISSION Auto</p> <p>NISSAN PASSENGER CAR 2013-18</p>
<p>EM-7068 (NEW) Engine Torque Strut Mount Front Lower</p> <p>KIA PASSENGER CAR 2010-11</p>  <p>EM-7069 MOUNT-ENGINE Right</p> <p>BMW PASSENGER CAR 2004-10</p>	 <p>EM-7073 MOUNT-ENGINE Front</p> <p>HONDA SPORT UTILITY 2012-14</p> <p>EM-7074 (NEW) MOUNT-TRANSMISSION</p> <p>HONDA SPORT UTILITY 2009-11</p>	 <p>EM-7077 MOUNT-ENGINE Rear</p> <p>LEXUS PASSENGER CAR 2011-16 TOYOTA PASSENGER CAR 2010-17</p>	 <p>EM-7081 Engine Torque Strut Mount Left</p> <p>NISSAN SPORT UTILITY 2011-17</p>
 <p>EM-7070 MOUNT-ENGINE Right</p> <p>NISSAN PASSENGER CAR 2013-19 NISSAN SPORT UTILITY 2011-14</p>	 <p>EM-7075 MOUNT-ENGINE Rear</p> <p>VOLKSWAGEN PASSENGER CAR 2006-15</p>	 <p>EM-7078 MOUNT-ENGINE Rear</p> <p>TOYOTA SPORT UTILITY 2006-12</p>	 <p>EM-7082 MOUNT-TRANSMISSION Manual</p> <p>NISSAN PASSENGER CAR 2008-12</p>
		 <p>EM-7079 MOUNT-TRANSMISSION Auto</p> <p>TOYOTA TRUCK 2005-15</p>	 <p>EM-7083 Engine Torque Strut Mount Right</p> <p>LEXUS SPORT UTILITY 2010-15 TOYOTA SPORT UTILITY 2011-15</p>

BUYER'S GUIDE

NUMERICAL LISTING - ILLUSTRATIONS

 <p>EM-7084 Engine Torque Strut Mount Right</p> <p>LEXUS SPORT UTILITY 2010-15</p>	 <p>EM-7088 MOUNT-ENGINE RH Front</p> <p>NISSAN PASSENGER CAR 2012-15</p>	 <p>EM-7092 MOUNT-ENGINE Right</p> <p>HYUNDAI PASSENGER CAR 2011-17 KIA PASSENGER CAR 2011-15</p>	 <p>EM-7104 MOUNT-ENGINE Right</p> <p>HYUNDAI SPORT UTILITY 2010-13 KIA SPORT UTILITY 2011-13</p>
 <p>EM-7085 MOUNT-TRANSMISSION Rear</p> <p>HONDA TRUCK 2006-14</p>	<p>EM-7089 (NEW) MOUNT-ENGINE Right</p> <p>HYUNDAI SPORT UTILITY 2010-12 KIA SPORT UTILITY 2011-13</p> 	 <p>EM-7093 MOUNT-ENGINE Right</p> <p>HYUNDAI PASSENGER CAR 2011-14</p>	 <p>EM-7105 Engine Torque Strut Mount Lower</p> <p>HYUNDAI SPORT UTILITY 2010-15</p>
 <p>EM-7086 Engine Torque Strut Front Right</p> <p>TOYOTA SPORT UTILITY 2010-13</p>	<p>EM-7090 MOUNT-TRANSMISSION Auto</p> <p>HYUNDAI PASSENGER CAR 2011-17 KIA PASSENGER CAR 2014-16</p> 	<p>EM-7097 (NEW) MOUNT-ENGINE Front</p> <p>LEXUS PASSENGER CAR 2013-18 LEXUS SPORT UTILITY 2010-12</p> <p>MOUNT-ENGINE LH Front</p> <p>TOYOTA PASSENGER CAR 2007-18</p> <p>MOUNT-ENGINE Front</p> <p>TOYOTA SPORT UTILITY 2009-16 TOYOTA VAN 2011-17</p>	<p>EM-7098 (NEW) MOUNT-ENGINE Front</p> <p>TOYOTA SPORT UTILITY 2008-13</p> 
 <p>EM-7087 MOUNT-ENGINE Rear</p> <p>HYUNDAI PASSENGER CAR 2011-14</p>	<p>EM-7091 MOUNT-ENGINE Front</p> <p>HYUNDAI PASSENGER CAR 2011-14</p>	 <p>EM-7099 MOUNT-ENGINE RH Front</p> <p>KIA PASSENGER CAR 2014-19</p>	<p>EM-7107 MOUNT-ENGINE Rear</p> <p>TOYOTA SPORT UTILITY 2006-12</p> <p>EM-7108 MOUNT-TRANSMISSION</p> <p>TOYOTA SPORT UTILITY 2008-09 TOYOTA TRUCK 2007-09</p>

BUYER'S GUIDE

NUMERICAL LISTING - ILLUSTRATIONS

 <p>EM-7110 MOUNT-ENGINE Rear</p> <p>HYUNDAI SPORT UTILITY 2010-12 KIA SPORT UTILITY 2011-13</p>	 <p>EM-7115 MOUNT-ENGINE Front</p> <p>NISSAN VAN 2013-17</p> <p>MOUNT-TRANSMISSION Auto</p> <p>CHEVROLET VAN 2015-17</p>	 <p>EM-7120 Engine Torque Strut Mount Lower</p> <p>MERCEDES-BENZ PASSENGER CAR 2013-19 MERCEDES-BENZ SPORT UTILITY 2014-16</p>	 <p>EM-7123 MOUNT-TRANSMISSION Auto</p> <p>MERCEDES-BENZ PASSENGER CAR 2013-19 MERCEDES-BENZ SPORT UTILITY 2014-16</p>
 <p>EM-7111 MOUNT-TRANSMISSION Auto</p> <p>HONDA SPORT UTILITY 2012-16</p>	 <p>EM-7116 Engine Torque Strut Mount Lower</p> <p>HONDA PASSENGER CAR 2012-15</p> <p>EM-7117 (NEW) MOUNT-ENGINE Right</p> <p>HONDA TRUCK 2006-14</p> <p>EM-7118 MOUNT-TRANSMISSION Auto</p> <p>INFINITI PASSENGER CAR 1999-02 NISSAN PASSENGER CAR 2000-06 NISSAN SPORT UTILITY 2002-07 RENAULT PASSENGER CAR 2011-13</p>	 <p>EM-7121 Engine Torque Strut Mount Upper</p> <p>MERCEDES-BENZ PASSENGER CAR 2013-19 MERCEDES-BENZ SPORT UTILITY 2014-16</p>	 <p>EM-7124 MOUNT-ENGINE L & R Front</p> <p>MERCEDES-BENZ PASSENGER CAR 2011-13</p>
 <p>EM-7112 MOUNT-TRANSMISSION L & R</p> <p>HYUNDAI PASSENGER CAR 2009-16</p>	 <p>EM-7119 MOUNT-ENGINE RH Front</p> <p>NISSAN PASSENGER CAR 1993-13</p>	 <p>EM-7122 MOUNT-ENGINE Right</p> <p>MERCEDES-BENZ PASSENGER CAR 2013-19 MERCEDES-BENZ SPORT UTILITY 2014-19</p>	 <p>EM-7125 Engine Torque Strut Mount Rear</p> <p>MAZDA PASSENGER CAR 2006-08</p>
 <p>EM-7113 MOUNT-ENGINE Front</p> <p>HYUNDAI PASSENGER CAR 2007-10</p>			

BUYER'S GUIDE

NUMERICAL LISTING - ILLUSTRATIONS

 <p style="text-align: center;">EM-7126 Engine Torque Strut Mount Rear</p> <p>INFINITI SPORT UTILITY 2014-15</p>	 <p style="text-align: center;">EM-7129 MOUNT-TRANSMISSION Upper</p> <p>ACURA PASSENGER CAR 2015-16 HONDA PASSENGER CAR 2013-17</p>	 <p style="text-align: center;">EM-7134 MOUNT-ENGINE Right</p> <p>ACURA PASSENGER CAR 2015-16 HONDA PASSENGER CAR 2013-17</p>	 <p style="text-align: center;">EM-7140 MOUNT-ENGINE RH Front</p> <p>AUDI PASSENGER CAR 2005-11</p>
 <p style="text-align: center;">EM-7127 Engine Torque Strut Mount Rear</p> <p>HONDA PASSENGER CAR 2015-19 HONDA SPORT UTILITY 2016-18</p>	 <p style="text-align: center;">EM-7130 MOUNT-ENGINE L & R Front</p> <p>MERCEDES-BENZ PASSENGER CAR 2001-05</p>	 <p style="text-align: center;">EM-7136 (NEW) MOUNT-ENGINE Right</p> <p>SUBARU SPORT UTILITY 2005-14</p>	 <p style="text-align: center;">EM-7141 (NEW) MOUNT-ENGINE Right</p> <p>SMART 2005-07</p>
 <p style="text-align: center;">EM-7128 MOUNT-ENGINE Right</p> <p>INFINITI PASSENGER CAR 2014-15</p>	 <p style="text-align: center;">EM-7131 (NEW) MOUNT-ENGINE L & R Front</p> <p>MERCEDES-BENZ SPORT UTILITY 2010-15</p>	 <p style="text-align: center;">EM-7138 MOUNT-TRANSMISSION Auto</p> <p>VOLKSWAGEN PASSENGER CAR 2006-12</p>	 <p style="text-align: center;">EM-7143 (NEW) Engine Torque Strut Mount Rear</p> <p>HONDA SPORT UTILITY 2016-18</p>
 <p style="text-align: center;">EM-7128 MOUNT-ENGINE RH Front</p> <p>INFINITI SPORT UTILITY 2009-19</p>	 <p style="text-align: center;">EM-7132 Engine Torque Strut Mount Bushing</p> <p>VOLVO PASSENGER CAR 1998-04</p>	 <p style="text-align: center;">EM-7139 MOUNT-ENGINE Front</p> <p>AUDI PASSENGER CAR 2002-11</p>	 <p style="text-align: center;">EM-7144 (NEW) Engine Torque Strut Mount Rear</p> <p>HONDA SPORT UTILITY 2016-18</p>
 <p style="text-align: center;">EM-7145 MOUNT-ENGINE Front</p> <p>HONDA PASSENGER CAR 2012-15</p>			

BUYER'S GUIDE

NUMERICAL LISTING - ILLUSTRATIONS

 <p>EM-7148 MOUNT-ENGINE Front</p> <p>HONDA PASSENGER CAR 2013-15</p>	 <p>EM-7154 MOUNT-TRANSMISSION Auto</p> <p>NISSAN SPORT UTILITY 2011-17</p>	 <p>EM-7159 MOUNT-TRANSMISSION Auto</p> <p>DODGE VAN 2007-09 FREIGHTLINER 2007-16 MERCEDES-BENZ VAN 2010-16</p>	 <p>EM-7163 MOUNT-ENGINE RH Front</p> <p>KIA PASSENGER CAR 2012-13</p>
 <p>EM-7151 MOUNT-TRANSMISSION Manual</p> <p>KIA PASSENGER CAR 2010-13</p>	 <p>EM-7155 MOUNT-ENGINE Rear</p> <p>ACURA PASSENGER CAR 2015-16 HONDA PASSENGER CAR 2013-17</p>	 <p>EM-7160 MOUNT-TRANSMISSION Manual</p> <p>HYUNDAI PASSENGER CAR 2011-16 KIA PASSENGER CAR 2014-17</p>	<p>EM-7164 (NEW) MOUNT-TRANSMISSION</p> <p>BMW PASSENGER CAR 2004-13</p> <p>EM-7165 (NEW) MOUNT-TRANSMISSION Auto</p> <p>KIA PASSENGER CAR 2010-11</p> <p>EM-7166 (NEW) MOUNT-TRANSMISSION Auto</p> <p>KIA PASSENGER CAR 2012-13</p>
 <p>EM-7152 MOUNT-TRANSMISSION Auto</p> <p>NISSAN SPORT UTILITY 2011-17</p>	 <p>EM-7156 MOUNT-ENGINE L & R Front</p> <p>MERCEDES-BENZ PASSENGER CAR 2007-14 MERCEDES-BENZ SPORT UTILITY 2010-15</p>	 <p>EM-7161 MOUNT-ENGINE RH Front</p> <p>KIA PASSENGER CAR 2010-13</p>	 <p>EM-7168 Engine Torque Strut Mount Lower</p> <p>ACURA PASSENGER CAR 2013-15 HONDA PASSENGER CAR 2012-15</p>
 <p>EM-7153 MOUNT-ENGINE RH Front</p> <p>HYUNDAI PASSENGER CAR 2010-12</p>	<p>EM-7157 (NEW) MOUNT-ENGINE LH Front</p> <p>HYUNDAI PASSENGER CAR 2010-12</p> <p>EM-7158 (NEW) MOUNT-TRANSMISSION Auto</p> <p>HYUNDAI SPORT UTILITY 2007-09</p>	<p>EM-7162 (NEW) MOUNT-ENGINE Right</p> <p>MAZDA PASSENGER CAR 2007-13 MAZDA VAN 2012-15</p>	 <p>EM-7169 Engine Torque Strut Mount Upper</p> <p>ACURA PASSENGER CAR 2013-15 HONDA PASSENGER CAR 2012-15</p>

BUYER'S GUIDE

NUMERICAL LISTING - ILLUSTRATIONS



EM-7170
Engine Torque Strut Mount
Lower

ACURA PASSENGER CAR 2013-15
HONDA PASSENGER CAR 2012-15



EM-7175
MOUNT-ENGINE
Rear

INFINITI SPORT UTILITY 2013-20
NISSAN SPORT UTILITY 2009-20
NISSAN VAN 2011-15



EM-7178
MOUNT-TRANSMISSION
Lower

HONDA PASSENGER CAR 2013-17



EM-7185
MOUNT-ENGINE
Rear

LEXUS SPORT UTILITY 2010-15
TOYOTA SPORT UTILITY 2009-16



EM-7171
Engine Torque Strut Mount
Front

INFINITI SPORT UTILITY 2013-15
NISSAN PASSENGER CAR 2013-17
NISSAN SPORT UTILITY 2013-17



EM-7176
MOUNT-ENGINE
Rear

AUDI PASSENGER CAR 2008-14
VOLKSWAGEN PASSENGER
CAR 2006-15



EM-7179
MOUNT-ENGINE
Front

HONDA PASSENGER CAR 2013-17



EM-7186
MOUNT-ENGINE
Front

HONDA SPORT UTILITY 2009-15

EM-7172

Engine Torque Strut Mount
Rear

MAZDA PASSENGER CAR 2014-15
MAZDA SPORT UTILITY 2014-15

EM-7173 (NEW)

Engine Torque Strut Mount
Right

CHEVROLET VAN 2015-17
NISSAN VAN 2013-17



EM-7177
MOUNT-TRANSMISSION
Manual

ACURA PASSENGER CAR 2013-15
HONDA PASSENGER CAR 2012-15

EM-7181 (NEW)
Engine Torque Strut Mount
Front Lower

HYUNDAI PASSENGER CAR 2011-14

EM-7183
MOUNT-ENGINE
LH Front

TOYOTA TRUCK 2007-14



EM-7187
MOUNT-ENGINE
Rear

HONDA SPORT UTILITY 2009-15



EM-7174
Engine Torque Strut Mount
Rear

MAZDA PASSENGER CAR 2009-13



EM-7184
MOUNT-ENGINE
RH Front

TOYOTA TRUCK 2007-14



EM-7188
MOUNT-ENGINE
Front

LEXUS SPORT UTILITY 2006-15
TOYOTA SPORT UTILITY 2006-16

BUYER'S GUIDE

NUMERICAL LISTING - ILLUSTRATIONS

 <p style="text-align: center;">EM-7189 MOUNT-TRANSMISSION</p> <p>LEXUS SPORT UTILITY 2010-15</p> <p style="text-align: center;">MOUNT-TRANSMISSION Auto</p> <p>TOYOTA SPORT UTILITY 2011-18</p>	 <p style="text-align: center;">EM-7194 MOUNT-TRANSMISSION Auto</p> <p>VOLVO PASSENGER CAR 2001-08</p>	 <p style="text-align: center;">EM-7198 MOUNT-ENGINE RH Front</p> <p>TOYOTA SPORT UTILITY 2008-11 TOYOTA TRUCK 2007-09</p>	 <p style="text-align: center;">EM-7204 Engine Torque Strut Mount Rear</p> <p>NISSAN SPORT UTILITY 2014-21</p>
 <p style="text-align: center;">EM-7191 MOUNT-ENGINE L & R Front</p> <p>AUDI PASSENGER CAR 2013-16 AUDI SPORTS UTILITY 2013-16</p>	 <p style="text-align: center;">EM-7195 MOUNT-TRANSMISSION Auto</p> <p>BMW PASSENGER CAR 2004-11</p>	 <p style="text-align: center;">EM-7200 (NEW) MOUNT-TRANSMISSION Auto</p> <p>TOYOTA SPORT UTILITY 2013-15</p>	 <p style="text-align: center;">EM-7205 Engine Torque Strut Mount Front</p> <p>NISSAN SPORT UTILITY 2014-20</p>
 <p style="text-align: center;">EM-7192 Engine Torque Strut Mount Right</p> <p>TOYOTA VAN 2015-16</p>	 <p style="text-align: center;">EM-7196 (NEW) MOUNT-TRANSMISSION Auto</p> <p>BMW PASSENGER CAR 2010-17</p>	 <p style="text-align: center;">EM-7201 MOUNT-ENGINE Rear</p> <p>SCION PASSENGER CAR 2011-16</p>	 <p style="text-align: center;">EM-7207 MOUNT-ENGINE Front</p> <p>HYUNDAI PASSENGER CAR 2011</p>
 <p style="text-align: center;">EM-7193 MOUNT-ENGINE LH Front</p> <p>INFINITI PASSENGER CAR 2007-18</p> <p style="text-align: center;">MOUNT-ENGINE L & R Front</p> <p>INFINITI SPORT UTILITY 2008-19</p>	 <p style="text-align: center;">EM-7197 MOUNT-ENGINE LH Front</p> <p>TOYOTA SPORT UTILITY 2008-11 TOYOTA TRUCK 2007-09</p>	 <p style="text-align: center;">EM-7202 MOUNT-TRANSMISSION Auto</p> <p>AUDI PASSENGER CAR 2008-17</p>	 <p style="text-align: center;">EM-7208 (NEW) MOUNT-ENGINE Right</p> <p>HYUNDAI SPORT UTILITY 2013-18 KIA SPORT UTILITY 2014-15</p>

BUYER'S GUIDE

NUMERICAL LISTING - ILLUSTRATIONS

<p>EM-7209 (NEW) MOUNT-TRANSMISSION Auto HYUNDAI PASSENGER CAR 2015-19 KIA PASSENGER CAR 2015-20</p> <p>EM-7210 (NEW) MOUNT-ENGINE RH Front HYUNDAI PASSENGER CAR 2015-17</p> <p>EM-7211 (NEW) Engine Torque Strut Mount Front Lower HYUNDAI PASSENGER CAR 2015-17</p> <p>EM-7212 (NEW) MOUNT-ENGINE Right MAZDA PASSENGER CAR 2010-13 MAZDA VAN 2012-15</p> <p>EM-7213 (NEW) MOUNT-ENGINE Right HYUNDAI SPORT UTILITY 2014-15 KIA SPORT UTILITY 2014-15</p>	 <p>EM-7218 (NEW) MOUNT-TRANSMISSION Auto HYUNDAI SPORT UTILITY 2013-18 KIA SPORT UTILITY 2013-18</p> <p>EM-7219 (NEW) MOUNT-ENGINE RH Front HYUNDAI SPORT UTILITY 2013-18 MOUNT-ENGINE Right KIA SPORT UTILITY 2014-15</p> <p>EM-7220 (NEW) MOUNT-TRANSMISSION Auto HYUNDAI SPORT UTILITY 2013-17 KIA SPORT UTILITY 2013-18</p>  <p>EM-7221 MOUNT-TRANSMISSION Auto KIA PASSENGER CAR 2014-19</p> <p>EM-7222 (NEW) MOUNT-TRANSMISSION Auto HYUNDAI SPORT UTILITY 2007-09</p> <p>EM-7223 (NEW) Engine Torque Strut Mount Front HYUNDAI PASSENGER CAR 2013-18</p>	 <p>EM-7224 MOUNT-TRANSMISSION Auto KIA SPORT UTILITY 2014-16</p>  <p>EM-7225 MOUNT-TRANSMISSION Auto HYUNDAI PASSENGER CAR 2005</p>  <p>EM-7229 MOUNT-ENGINE Rear ACURA SPORT UTILITY 2007-13</p> <p>EM-7230 MOUNT-ENGINE RH Front MAZDA PASSENGER CAR 2014-17 MAZDA SPORT UTILITY 2014-17</p>	 <p>EM-7231 MOUNT-TRANSMISSION Lower HONDA PASSENGER CAR 2013-17</p>  <p>EM-7232 MOUNT-ENGINE Rear TOYOTA SPORT UTILITY 2013-18</p>  <p>EM-7233 MOUNT-ENGINE Rear TOYOTA SPORT UTILITY 2013-18</p> <p>EM-7234 MOUNT-TRANSMISSION Auto INFINITI SPORT UTILITY 2014-15 NISSAN SPORT UTILITY 2013-16</p> <p>EM-7235 MOUNT-TRANSMISSION Auto MAZDA PASSENGER CAR 2014-18 MAZDA SPORT UTILITY 2013-17</p>
 <p>EM-7214 MOUNT-TRANSMISSION Auto HYUNDAI SPORT UTILITY 2014-15</p> <p>EM-7215 (NEW) MOUNT-TRANSMISSION Auto MERCEDES-BENZ SPORT UTILITY 2012-16</p> <p>EM-7216 (NEW) Engine Torque Strut Mount Front HYUNDAI SPORT UTILITY 2013-15 KIA SPORT UTILITY 2013-15</p>			

BUYER'S GUIDE

NUMERICAL LISTING - ILLUSTRATIONS

 <p style="text-align: center;">EM-7236 Engine Torque Strut Mount Right</p> <p>TOYOTA VAN 2015-20</p>	 <p style="text-align: center;">EM-7242 MOUNT-ENGINE Right</p> <p>VOLVO PASSENGER CAR 2007-16 VOLVO SPORT UTILITY 2008-16</p>	 <p style="text-align: center;">EM-7247 MOUNT-ENGINE Center Lower</p> <p>SUBARU PASSENGER CAR 2010-14 SUBARU SPORT UTILITY 2010-14</p>	 <p style="text-align: center;">EM-7253 MOUNT-ENGINE Front Center</p> <p>SUBARU PASSENGER CAR 2010-12</p>
<p style="text-align: center;">EM-7237 (NEW) MOUNT-ENGINE Front</p> <p>TOYOTA PASSENGER CAR 2014-19</p>	<p style="text-align: center;">EM-7243 (NEW) Engine Torque Strut Mount Rear</p> <p>VOLVO PASSENGER CAR 2007-18 VOLVO SPORT UTILITY 2008-17</p>	 <p style="text-align: center;">EM-7248 MOUNT-ENGINE L & R Front</p> <p>SUBARU PASSENGER CAR 2010-14 SUBARU SPORT UTILITY 2010-14</p>	 <p style="text-align: center;">EM-7254 MOUNT-ENGINE LH Front</p> <p>SCION PASSENGER CAR 2013-16 SUBARU PASSENGER CAR 2013-17 SUBARU SPORT UTILITY 2014-16 TOYOTA PASSENGER CAR 2017</p>
<p style="text-align: center;">EM-7238 MOUNT-TRANSMISSION</p> <p>TOYOTA SPORT UTILITY 2011-17 TOYOTA TRUCK 2011-17</p>	 <p style="text-align: center;">EM-7244 MOUNT-ENGINE Front</p> <p>TOYOTA SPORT UTILITY 2001-03</p>	<p style="text-align: center;">EM-7249 Engine Torque Strut Mount Rear</p> <p>TOYOTA PASSENGER CAR 2012-17</p>	 <p style="text-align: center;">EM-7250 MOUNT-ENGINE RH Front</p>
 <p style="text-align: center;">EM-7239 MOUNT-ENGINE RH Front</p> <p>MAZDA PASSENGER CAR 2013-18 MAZDA SPORT UTILITY 2013-19</p>	<p style="text-align: center;">EM-7245 (NEW) Engine Torque Strut Mount Rear</p> <p>TOYOTA VAN 2011-13</p>	<p style="text-align: center;">EM-7250 Engine Torque Strut Mount Rear</p> <p>TOYOTA PASSENGER CAR 2012-17</p>	 <p style="text-align: center;">EM-7255 MOUNT-ENGINE RH Front</p> <p>SCION PASSENGER CAR 2013-16 SUBARU PASSENGER CAR 2013-17 SUBARU SPORT UTILITY 2014-16 TOYOTA PASSENGER CAR 2017</p>
<p style="text-align: center;">EM-7240 (NEW) MOUNT-ENGINE L & R Front</p> <p>HYUNDAI PASSENGER CAR 2012-16</p>	 <p style="text-align: center;">EM-7246 MOUNT-TRANSMISSION Auto</p> <p>SUBARU PASSENGER CAR 2010-19 SUBARU SPORT UTILITY 2010-19</p>	 <p style="text-align: center;">EM-7251 MOUNT-ENGINE Right</p> <p>TOYOTA PASSENGER CAR 2012-13</p>	<p style="text-align: center;">EM-7255 MOUNT-ENGINE RH Front</p> <p>SCION PASSENGER CAR 2013-16 SUBARU PASSENGER CAR 2013-17 SUBARU SPORT UTILITY 2014-16 TOYOTA PASSENGER CAR 2017</p>
 <p style="text-align: center;">EM-7241 Engine Torque Strut Mount Rear</p> <p>MAZDA PASSENGER CAR 2011-14</p>	<p style="text-align: center;">EM-7252 (NEW) MOUNT-TRANSMISSION</p> <p>TOYOTA PASSENGER CAR 2012-15</p>	<p style="text-align: center;">EM-7252 (NEW) MOUNT-TRANSMISSION</p> <p>TOYOTA PASSENGER CAR 2012-15</p>	






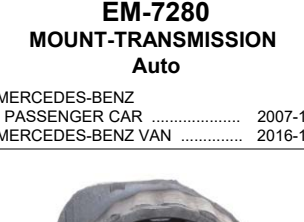




BUYER'S GUIDE

NUMERICAL LISTING - ILLUSTRATIONS

 <p style="text-align: center;">EM-7256 MOUNT-ENGINE LH Front</p> <p>SUBARU PASSENGER CAR 2000-04 SUBARU SPORT UTILITY 2000-06</p>	 <p style="text-align: center;">EM-7260 MOUNT-TRANSMISSION Auto</p> <p>AUDI PASSENGER CAR 2015-17</p>	 <p style="text-align: center;">EM-7266 Engine Torque Strut Front Right</p> <p>TOYOTA PASSENGER CAR 2012-17</p>	 <p style="text-align: center;">EM-7272 MOUNT-TRANSMISSION Auto</p> <p>AUDI PASSENGER CAR 2009-14 VOLKSWAGEN PASSENGER CAR 2009-16</p>
 <p style="text-align: center;">EM-7257 MOUNT-ENGINE RH Front</p> <p>SUBARU PASSENGER CAR 2000-04 SUBARU SPORT UTILITY 2000-06</p>	 <p style="text-align: center;">EM-7261 MOUNT-TRANSMISSION Auto</p> <p>VOLKSWAGEN PASSENGER CAR 2015-18</p>	 <p style="text-align: center;">EM-7267 MOUNT-ENGINE L & R Front</p> <p>SUBARU PASSENGER CAR 2015-17 SUBARU SPORT UTILITY 2015-17</p>	<p style="text-align: center;">EM-7273 (NEW) MOUNT-ENGINE Front</p> <p>TOYOTA SPORT UTILITY 2014-16</p> 
 <p style="text-align: center;">EM-7258 MOUNT-ENGINE RH Front</p> <p>ACURA PASSENGER CAR 2013-15 HONDA PASSENGER CAR 2013-15</p>	<p style="text-align: center;">EM-7262 MOUNT-ENGINE Rear</p> <p>VOLKSWAGEN PASSENGER CAR 2011-17</p>	 <p style="text-align: center;">EM-7268 MOUNT-ENGINE RH Front</p> <p>BMW PASSENGER CAR 2016-18</p>	<p style="text-align: center;">EM-7275 MOUNT-ENGINE RH Front</p> <p>AUDI PASSENGER CAR 2015-16</p> <p style="text-align: center;">MOUNT-ENGINE Right</p> <p>VOLKSWAGEN PASSENGER CAR 2015-19</p>
 <p style="text-align: center;">EM-7259 MOUNT-TRANSMISSION Auto</p> <p>TOYOTA PASSENGER CAR 2012-14</p>	 <p style="text-align: center;">EM-7263 MOUNT-TRANSMISSION Auto</p> <p>ACURA PASSENGER CAR 2013-15</p>	<p style="text-align: center;">MOUNT-ENGINE Rear</p> <p style="text-align: center;">EM-7268 MOUNT-ENGINE Rear</p> <p>VOLKSWAGEN PASSENGER CAR 2009-15</p>	<p style="text-align: center;">EM-7276 (NEW) MOUNT-TRANSMISSION Auto</p> <p>AUDI PASSENGER CAR 2008-17 AUDI SPORTS UTILITY 2009-17 PORSCHE SUV 2015-20</p>
 <p style="text-align: center;">EM-7264 MOUNT-TRANSMISSION Auto</p> <p>MAZDA PASSENGER CAR 2009-13</p>	<p style="text-align: center;">EM-7263 MOUNT-TRANSMISSION Auto</p> <p>ACURA PASSENGER CAR 2013-15</p>	<p style="text-align: center;">EM-7270 MOUNT-ENGINE Front Upper</p> <p>VOLKSWAGEN PASSENGER CAR 2013-15</p>	 <p style="text-align: center;">EM-7277 MOUNT-ENGINE LH Front</p> <p>BMW PASSENGER CAR 2012-20 BMW SPORT UTILITY 2015-17</p>
 <p style="text-align: center;">EM-7265 MOUNT-ENGINE L & R Front</p> <p>DODGE VAN 2007-09 FREIGHTLINER 2007-16 MERCEDES-BENZ VAN 2010-16</p>	<p style="text-align: center;">EM-7264 MOUNT-TRANSMISSION Auto</p> <p>MAZDA PASSENGER CAR 2009-13</p>	<p style="text-align: center;">EM-7271 MOUNT-TRANSMISSION Manual</p> <p>VOLKSWAGEN PASSENGER CAR 2009-14</p>	 <p style="text-align: center;">EM-7277 MOUNT-ENGINE LH Front</p> <p>BMW PASSENGER CAR 2012-20 BMW SPORT UTILITY 2015-17</p>

BUYER'S GUIDE

NUMERICAL LISTING - ILLUSTRATIONS

 <p style="text-align: center;">EM-7278 MOUNT-ENGINE RH Front</p> <p>BMW PASSENGER CAR 2012-20 BMW SPORT UTILITY 2015-17</p>	 <p style="text-align: center;">EM-7284 MOUNT-ENGINE L & R Front</p> <p>SUBARU PASSENGER CAR 2013-16 SUBARU SPORT UTILITY 2013-16</p>	<p style="text-align: center;">EM-7290 MOUNT-ENGINE LH Front</p> <p>BMW PASSENGER CAR 2010-18</p> <p style="text-align: center;">EM-7291 (NEW) MOUNT-ENGINE RH Front</p> <p>BMW PASSENGER CAR 2012-18</p>	 <p style="text-align: center;">EM-7302 MOUNT-ENGINE Front</p> <p>HONDA SPORT UTILITY 2015-16</p>
<p style="text-align: center;">EM-7279 MOUNT-TRANSMISSION Auto</p> <p>BMW PASSENGER CAR 2012-18</p>	 <p style="text-align: center;">EM-7285 MOUNT-TRANSMISSION Auto</p> <p>AUDI PASSENGER CAR 2006-11</p>	<p style="text-align: center;">EM-7294 MOUNT-TRANSMISSION Auto</p> <p>NISSAN SPORT UTILITY 2014-19</p> <p style="text-align: center;">EM-7295 (NEW) MOUNT-ENGINE Right</p> <p>NISSAN SPORT UTILITY 2014-18</p>	 <p style="text-align: center;">EM-7303 MOUNT-ENGINE L & R Front</p> <p>LEXUS PASSENGER CAR 2006-21</p>
 <p style="text-align: center;">EM-7280 MOUNT-TRANSMISSION Auto</p> <p>MERCEDES-BENZ PASSENGER CAR 2007-17 MERCEDES-BENZ VAN 2016-17</p>	<p style="text-align: center;">EM-7287 Engine Torque Strut Mount Front</p> <p>TOYOTA PASSENGER CAR 2000-03</p>	<p style="text-align: center;">EM-7296 MOUNT-ENGINE Front</p> <p>HONDA PASSENGER CAR 2015-19</p> <p style="text-align: center;">EM-7297 (NEW) MOUNT-ENGINE Front</p> <p>HONDA PASSENGER CAR 2015-19 HONDA SPORT UTILITY 2016-19</p>	<p style="text-align: center;">EM-7304 (NEW) MOUNT-ENGINE RH Front</p> <p>HYUNDAI SPORT UTILITY 2016-20 KIA SPORT UTILITY 2016-21</p>
 <p style="text-align: center;">EM-7281 MOUNT-TRANSMISSION</p> <p>BMW SPORT UTILITY 2007-19</p>	 <p style="text-align: center;">EM-7287 Engine Torque Strut Mount Front</p> <p>TOYOTA PASSENGER CAR 2000-03</p>	<p style="text-align: center;">EM-7298 (NEW) MOUNT-TRANSMISSION Auto</p> <p>MAZDA SPORT UTILITY 2016-17</p> <p style="text-align: center;">EM-7299 (NEW) MOUNT-ENGINE Front</p> <p>LEXUS PASSENGER CAR 2013-18 TOYOTA PASSENGER CAR 2012-17</p>	 <p style="text-align: center;">EM-7300 MOUNT-ENGINE Rear</p> <p>ACURA SPORT UTILITY 2014-20 HONDA SPORT UTILITY 2016-21 HONDA TRUCK 2017-20</p>
 <p style="text-align: center;">EM-7281 MOUNT-TRANSMISSION</p> <p>BMW SPORT UTILITY 2007-19</p>	 <p style="text-align: center;">EM-7289 MOUNT-ENGINE Right</p> <p>HYUNDAI SPORT UTILITY 2014-15</p>	<p style="text-align: center;">EM-7301 (NEW) MOUNT-ENGINE Front</p> <p>ACURA SPORT UTILITY 2014-20 HONDA SPORT UTILITY 2016-21 HONDA TRUCK 2017-20</p>	<p style="text-align: center;">EM-7305 (NEW) MOUNT-TRANSMISSION Auto</p> <p>HYUNDAI SPORT UTILITY 2016-18</p> <p style="text-align: center;">EM-7306 (NEW) Engine Torque Strut Mount Rear</p> <p>HYUNDAI SPORT UTILITY 2015-18</p>

BUYER'S GUIDE

NUMERICAL LISTING - ILLUSTRATIONS

 <p>EM-7307 MOUNT-ENGINE Right</p> <p>SCION PASSENGER CAR 2011-16</p>	 <p>EM-7320 (NEW) MOUNT-ENGINE Left</p> <p>BMW PASSENGER CAR 2002-09</p>	 <p>EM-7331 (NEW) MOUNT-ENGINE RH Front</p> <p>BMW PASSENGER CAR 2013-20 BMW SPORT UTILITY 2013-18</p>	 <p>EM-7334 (NEW) MOUNT-ENGINE Rear</p> <p>INFINITI SPORT UTILITY 2013-20 NISSAN SPORT UTILITY 2013-20</p>
<p>EM-7308 (NEW) MOUNT-ENGINE Right</p> <p>HONDA PASSENGER CAR 2016-21</p>	<p>EM-7321 (NEW) MOUNT-ENGINE Right</p> <p>BMW PASSENGER CAR 2002-09</p>	 <p>EM-7332 (NEW) MOUNT-ENGINE Right</p> <p>AUDI PASSENGER CAR 2015-18 VOLKSWAGEN PASSENGER CAR 2015-19</p>	 <p>EM-7335 MOUNT-ENGINE Front</p> <p>LEXUS SPORT UTILITY 2013-21</p>
<p>EM-7309 (NEW) MOUNT-TRANSMISSION Auto</p> <p>HONDA PASSENGER CAR 2016-20</p>	<p>EM-7324 (NEW) Engine Torque Strut Mount Rear</p> <p>HONDA PASSENGER CAR 2016-19</p>	 <p>EM-7333 MOUNT-ENGINE Front</p> <p>INFINITI SPORT UTILITY 2013-20 NISSAN SPORT UTILITY 2009-20</p>	 <p>EM-7339 (NEW) MOUNT-ENGINE L & R Front</p> <p>MERCEDES-BENZ SPORT UTILITY 2012-18</p>
<p>EM-7310 (NEW) MOUNT-ENGINE Rear</p> <p>SCION PASSENGER CAR 2008-14 TOYOTA PASSENGER CAR 2007-18</p>	<p>EM-7325 MOUNT-ENGINE RH Front</p> <p>MAZDA PASSENGER CAR 2014-17 MAZDA SPORT UTILITY 2014-17</p>	<p>EM-7328 (NEW) MOUNT-ENGINE LH Front</p> <p>PORSCHE 2014-16</p>	<p>EM-7340 (NEW) MOUNT-ENGINE LH Front</p> <p>AUDI PASSENGER CAR 2012-18</p>
<p>EM-7311 (NEW) MOUNT-ENGINE L & R Front</p> <p>SUZUKI SPORT UTILITY 2006-08</p>	<p>EM-7329 (NEW) MOUNT-ENGINE RH Front</p> <p>PORSCHE 2014-16</p>	 <p>EM-7330 (NEW) MOUNT-ENGINE LH Front</p> <p>BMW PASSENGER CAR 2013-20 BMW SPORT UTILITY 2013-18</p>	<p>EM-7344 (NEW) MOUNT-ENGINE Right</p> <p>LEXUS SPORT UTILITY 2015-19 TOYOTA SPORT UTILITY 2013-18</p>
<p>EM-7312 (NEW) MOUNT-ENGINE Front</p> <p>KIA PASSENGER CAR 2006-10</p>			<p>EM-7351 (NEW) MOUNT-TRANSMISSION Manual</p> <p>HYUNDAI PASSENGER CAR 2017-19</p>
<p>EM-7313 (NEW) MOUNT-ENGINE L & R Front</p> <p>MAZDA PASSENGER CAR 2006-15</p>			
<p>EM-7314 (NEW) MOUNT-TRANSMISSION Auto</p> <p>HYUNDAI SPORT UTILITY 2016-20 KIA SPORT UTILITY 2016-21</p>			
<p>EM-7316 MOUNT-ENGINE Rear</p> <p>NISSAN SPORT UTILITY 2009-14</p>			
<p>EM-7319 (NEW) MOUNT-ENGINE Lower Rear</p> <p>VOLVO PASSENGER CAR 1998-04</p>			

BUYER'S GUIDE

NUMERICAL LISTING - ILLUSTRATIONS

<p style="text-align: center;">EM-7352 (NEW) MOUNT-TRANSMISSION Auto</p> <p>HYUNDAI PASSENGER CAR 2017-19</p>	<p style="text-align: center;">EM-7362 (NEW) MOUNT-TRANSMISSION Manual</p> <p>KIA PASSENGER CAR 2014-19</p>	<p style="text-align: center;">EM-7374 (NEW) MOUNT-ENGINE RH Front</p> <p>MINI 2009-16</p>	<p style="text-align: center;">EM-7385 (NEW) MOUNT-ENGINE Rear</p> <p>HONDA PASSENGER CAR 2013-17</p>
<p style="text-align: center;">EM-7353 (NEW) MOUNT-TRANSMISSION Auto</p> <p>LEXUS SPORT UTILITY 2015-20 TOYOTA SPORT UTILITY 2016-18</p>	<p style="text-align: center;">EM-7363 (NEW) MOUNT-ENGINE RH Front</p> <p>MINI 2009-16</p>	<p style="text-align: center;">EM-7376 (NEW) Engine Torque Strut Mount Rear</p> <p>MINI 2009-15</p>	<p style="text-align: center;">EM-7386 (NEW) Engine Torque Strut Mount Rear</p> <p>MAZDA SPORT UTILITY 2010-13</p>
<p style="text-align: center;">EM-7354 (NEW) MOUNT-TRANSMISSION Auto</p> <p>HONDA PASSENGER CAR 2016-20</p>	<p style="text-align: center;">EM-7365 (NEW) MOUNT-ENGINE Right</p> <p>NISSAN PASSENGER CAR 2013-18</p>	<div style="text-align: center;">  </div>	<p style="text-align: center;">EM-7388 (NEW) MOUNT-ENGINE Front</p> <p>HYUNDAI PASSENGER CAR 2011-12</p>
<p style="text-align: center;">EM-7355 (NEW) MOUNT-ENGINE Front</p> <p>LEXUS SPORT UTILITY 2015-20</p>	<p style="text-align: center;">EM-7367 (NEW) MOUNT-TRANSMISSION</p> <p style="text-align: center;">MOUNT-TRANSMISSION Auto</p> <p>HYUNDAI PASSENGER CAR 2012-14</p>	<p style="text-align: center;">EM-7377 (NEW) MOUNT-TRANSMISSION Auto</p> <p>MINI 2009-16</p>	<p style="text-align: center;">EM-7389 (NEW) DIFFERENTIAL MOUNT Rear</p> <p>MITSUBISHI SPORT UTILITY 2003-06</p>
<p style="text-align: center;">EM-7356 (NEW) MOUNT-ENGINE RH Front</p> <p>MITSUBISHI PASSENGER CAR 2014-18</p>	<p style="text-align: center;">EM-7368 (NEW) MOUNT-TRANSMISSION Auto</p> <p>ACURA SPORT UTILITY 2016-18 HONDA SPORT UTILITY 2016-19 HONDA VAN 2018-19</p>	<div style="text-align: center;">  </div>	<div style="text-align: center;">  </div>
<p style="text-align: center;">EM-7357 (NEW) Engine Torque Strut Mount Lower</p> <p>MITSUBISHI PASSENGER CAR 2017-18</p>	<p style="text-align: center;">EM-7369 (NEW) Engine Torque Strut Mount Front Lower</p> <p>HYUNDAI SPORT UTILITY 2013-16 KIA SPORT UTILITY 2016-19</p>	<p style="text-align: center;">EM-7378 (NEW) MOUNT-TRANSMISSION Auto</p> <p>TOYOTA PASSENGER CAR 2014-19</p>	<p style="text-align: center;">EM-7390 (NEW) DIFFERENTIAL MOUNT Rear</p> <p>MITSUBISHI SPORT UTILITY 2003-06</p>
<p style="text-align: center;">EM-7358 (NEW) MOUNT-TRANSMISSION Manual</p> <p>MITSUBISHI PASSENGER CAR 2017-18</p>	<p style="text-align: center;">EM-7370 (NEW) MOUNT-ENGINE Right</p> <p>LEXUS SPORT UTILITY 2015-20</p>	<div style="text-align: center;">  </div>	<div style="text-align: center;">  </div>
<div style="text-align: center;">  </div>	<p style="text-align: center;">EM-7373 (NEW) MOUNT-TRANSMISSION Auto</p> <p>LEXUS SPORT UTILITY 2015-20</p>	<p style="text-align: center;">EM-7380 (NEW) MOUNT-TRANSMISSION Auto</p> <p>HONDA SPORT UTILITY 2016-19</p>	<p style="text-align: center;">EM-7391 (NEW) MOUNT-ENGINE RH Front</p> <p>AUDI PASSENGER CAR 2012-15</p>
<p style="text-align: center;">EM-7360 (NEW) MOUNT-TRANSMISSION Auto</p> <p>VOLKSWAGEN PASSENGER CAR 1998-10</p>	<div style="text-align: center;">  </div>	<p style="text-align: center;">EM-7381 (NEW) MOUNT-TRANSMISSION Auto</p> <p>NISSAN PASSENGER CAR 2007-12 NISSAN SPORT UTILITY 2008-15</p>	<p style="text-align: center;">EM-7392 (NEW) MOUNT-ENGINE L & R Front</p> <p>TOYOTA TRUCK 2016-20</p>
<p style="text-align: center;">EM-7361 (NEW) Engine Torque Strut Mount Front</p> <p>KIA SPORT UTILITY 2016-19</p>	<p style="text-align: center;">EM-7384 (NEW) MOUNT-ENGINE Front</p> <p>TOYOTA PASSENGER CAR 2014-17</p>	<p style="text-align: center;">EM-7393 (NEW) MOUNT-ENGINE Left</p> <p>BMW SPORT UTILITY 2007-10</p>	

BUYER'S GUIDE

NUMERICAL LISTING - ILLUSTRATIONS

<p>EM-7395 (NEW) MOUNT-ENGINE RH Front</p> <p>HYUNDAI PASSENGER CAR 2017-20 HYUNDAI SPORT UTILITY 2018-20</p> <p>EM-7396 (NEW) MOUNT-ENGINE Front</p> <p>NISSAN SPORT UTILITY 2009-14 NISSAN VAN 2011-15</p> <p>MOUNT-TRANSMISSION Manual</p> <p>KIA PASSENGER CAR 2012-13</p> <p>EM-7399 (NEW) MOUNT-TRANSMISSION Auto</p> <p>TOYOTA TRUCK 2016-19</p> <p>EM-7400 (NEW) Engine Torque Strut Mount Rear Lower</p> <p>HONDA SPORT UTILITY 2017-20</p> <p>EM-7401 (NEW) Engine Torque Strut Mount Right</p> <p>TOYOTA VAN 2017-20</p> <p>EM-7404 (NEW) MOUNT-TRANSMISSION Auto</p> <p>LEXUS SPORT UTILITY 2016-20</p> <p>EM-7405 (NEW) Engine Torque Strut Mount Rear Lower</p> <p>VOLVO PASSENGER CAR 2004-13</p> <p>EM-7408 (NEW) MOUNT-TRANSMISSION Auto</p> <p>TOYOTA PASSENGER CAR 2012-17</p>  <p>EM-7410 (NEW) MOUNT-ENGINE Rear</p> <p>LEXUS PASSENGER CAR 2000-01 TOYOTA PASSENGER CAR 2000-04</p> <p>EM-7412 (NEW) MOUNT-ENGINE Right</p> <p>AUDI PASSENGER CAR 2014-16</p>	<p>EM-7413 (NEW) MOUNT-ENGINE Right</p> <p>BMW PASSENGER CAR 2020-21 BMW SPORT UTILITY 2016-21</p> <p>MOUNT-ENGINE RH Front</p> <p>MINI 2015-21</p> <p>EM-7414 (NEW) MOUNT-TRANSMISSION Auto</p> <p>BMW PASSENGER CAR 2020-21 BMW SPORT UTILITY 2016-21 MINI 2014-21</p> <p>EM-7415 (NEW) Engine Torque Strut Mount Lower</p> <p>BMW PASSENGER CAR 2020-21 BMW SPORT UTILITY 2016-21 MINI 2017-21</p>  <p>EM-7418 (NEW) MOUNT-TRANSMISSION Auto</p> <p>MERCEDES-BENZ PASSENGER CAR 2006-12 MERCEDES-BENZ SPORT UTILITY 2006-12</p> <p>EM-7419 (NEW) MOUNT-TRANSMISSION Manual</p> <p>NISSAN SPORT UTILITY 2008-15</p> <p>EM-7421 (NEW) Engine Torque Strut Mount Front Lower</p> <p>VOLVO SPORT UTILITY 2007-14</p> <p>EM-7422 (NEW) Engine Torque Strut Mount Rear Lower</p> <p>VOLVO SPORT UTILITY 2007-14</p>	 <p>EM-7423 (NEW) Engine Torque Strut Mount Front Lower</p> <p>VOLVO PASSENGER CAR 2004-13</p> <p>EM-7424 (NEW) MOUNT-ENGINE Side</p> <p>SMART 2008-12</p>  <p>EM-7425 (NEW) Engine Torque Strut Mount Front Lower</p> <p>SMART 2008-15</p> <p>EM-7426 (NEW) MOUNT-TRANSMISSION Manual</p> <p>SMART 2009-12</p> <p>EM-7427 (NEW) MOUNT-ENGINE Right</p> <p>KIA SPORT UTILITY 2016-20 KIA VAN 2015-21</p> <p>EM-7428 (NEW) MOUNT-ENGINE LH Front</p> <p>PORSCHE SUV 2015-18</p> <p>EM-7429 (NEW) MOUNT-ENGINE RH Front</p> <p>PORSCHE SUV 2015-18</p> <p>EM-7430 (NEW) MOUNT-TRANSMISSION Auto</p> <p>BMW PASSENGER CAR 2010-16</p>	<p>EM-7431 (NEW) MOUNT-ENGINE RH Front</p> <p>BMW SPORT UTILITY 2007-10</p> <p>EM-7433 (NEW) MOUNT-ENGINE RH Front</p> <p>BMW PASSENGER CAR 2010-12</p> <p>EM-7434 (NEW) MOUNT-TRANSMISSION Auto</p> <p>JAGUAR SPORTS UTILITY 2018-20 VOLVO PASSENGER CAR 2008-18 VOLVO SPORT UTILITY 2010-17</p> <p>EM-7435 (NEW) Engine Torque Strut Mount Lower</p> <p>VOLVO PASSENGER CAR 2019-21</p> <p>Engine Torque Strut Mount Rear</p> <p>VOLVO PASSENGER CAR 2017-21 VOLVO SPORT UTILITY 2016-21</p> <p>EM-7436 (NEW) MOUNT-TRANSMISSION Auto</p> <p>VOLVO PASSENGER CAR 2017-20 VOLVO SPORT UTILITY 2016-20</p>  <p>EM-7442 (NEW) MOUNT-TRANSMISSION Auto</p> <p>TOYOTA TRUCK 2016-19</p> <p>EM-7443 (NEW) MOUNT-TRANSMISSION Auto</p> <p>BMW SPORT UTILITY 2007-15</p> <p>EM-7444 (NEW) MOUNT-TRANSMISSION Auto</p> <p>HONDA SPORT UTILITY 2017-19</p> <p>EM-7445 (NEW) MOUNT-ENGINE Right</p> <p>LEXUS SPORT UTILITY 2018-21</p>
---	---	--	--

BUYER'S GUIDE

NUMERICAL LISTING - ILLUSTRATIONS

<p>EM-7446 (NEW) MOUNT-TRANSMISSION Auto TOYOTA TRUCK 2010-15</p> <p>EM-7447 (NEW) MOUNT-ENGINE Left LEXUS SPORT UTILITY 2010-20</p> <p>EM-7449 (NEW) Engine Torque Strut Mount Rear Lower MAZDA SPORT UTILITY 2016-20 SCION PASSENGER CAR 2016 TOYOTA PASSENGER CAR 2017-20</p> <p>EM-7452 (NEW) MOUNT-ENGINE Rear LEXUS SPORT UTILITY 2016-21</p> <p>EM-7453 (NEW) MOUNT-ENGINE Right LEXUS PASSENGER CAR 2019-21 TOYOTA PASSENGER CAR 2019-22</p>	 <p>EM-8074 MOUNT-ENGINE RH Front MAZDA PASSENGER CAR 2000-02</p>	 <p>EM-8132 MOUNT-ENGINE Rear NISSAN PASSENGER CAR 2000</p>	 <p>EM-8154 MOUNT-ENGINE Rear NISSAN PASSENGER CAR 1993-13</p>
 <p>EM-8075 MOUNT-ENGINE Rear MAZDA PASSENGER CAR 2001-02</p>	 <p>EM-8148 MOUNT-TRANSMISSION Manual NISSAN PASSENGER CAR 1999-13</p>	 <p>EM-8164 MOUNT-ENGINE L & R Front TOYOTA SPORT UTILITY 2000 TOYOTA TRUCK 1995-04</p>	
<p>EM-8010 MOUNT-ENGINE Rear ACURA PASSENGER CAR 1997-01 HONDA PASSENGER CAR 1996-00 HONDA SPORT UTILITY 2000-01</p>	 <p>EM-8122 MOUNT-ENGINE RH Front NISSAN PASSENGER CAR 1993-13</p>	 <p>EM-8150 MOUNT-TRANSMISSION Auto NISSAN PASSENGER CAR 1999-10</p>	 <p>EM-8177 MOUNT-ENGINE Front TOYOTA PASSENGER CAR 2000-02</p>
 <p>EM-8073 MOUNT-ENGINE Front MAZDA PASSENGER CAR 2000-02</p>	 <p>EM-8130 MOUNT-ENGINE Front NISSAN PASSENGER CAR 1993-13</p>	 <p>EM-8152 MOUNT-ENGINE Rear NISSAN PASSENGER CAR 1993-13</p>	 <p>EM-8200 Engine Torque Strut Mount Right TOYOTA PASSENGER CAR 2000-01</p>

BUYER'S GUIDE

NUMERICAL LISTING - ILLUSTRATIONS



EM-8222
MOUNT-ENGINE
RH Front

SEAT PASSENGER CAR 2001-02



EM-8253
MOUNT-TRANSMISSION
LH

DODGE PASSENGER CAR 2004-06



EM-8287
MOUNT-TRANSMISSION

SEAT PASSENGER CAR 2001-02

MOUNT-TRANSMISSION
Auto

VOLKSWAGEN PASSENGER
CAR 2000-02



EM-8314
MOUNT-TRANSMISSION
Auto

SUZUKI PASSENGER CAR 1995-01



EM-8224
MOUNT-ENGINE
Front

SEAT PASSENGER CAR 2001-02

MOUNT-ENGINE
LH Rear

VOLKSWAGEN PASSENGER
CAR 2000-02



EM-8276
MOUNT-ENGINE
RH Front

NISSAN SPORT UTILITY 2000-04

NISSAN TRUCK 2000-04



EM-8300
MOUNT-TRANSMISSION

HONDA PASSENGER CAR 1996-00

HONDA SPORT UTILITY 2000-01



EM-8322
MOUNT-TRANSMISSION
Auto

INFINITI SPORT UTILITY 2001-03

MOUNT-TRANSMISSION

NISSAN SPORT UTILITY 2000-04



EM-8236
MOUNT-TRANSMISSION

VOLKSWAGEN PASSENGER
CAR 1995-02



EM-8277
MOUNT-ENGINE
Rear

CHEVROLET PASSENGER CAR 2000

PONTIAC PASSENGER CAR 2000

SUZUKI PASSENGER CAR 2000-01

MOUNT-TRANSMISSION

CHEVROLET PASSENGER
CAR 1998-01



EM-8307
MOUNT-ENGINE
RH Front

NISSAN PASSENGER CAR 2000



EM-8329
MOUNT-TRANSMISSION
Manual

ACURA PASSENGER CAR 1997-01



EM-8311
MOUNT-ENGINE
L & R Front

INFINITI SPORT UTILITY 2000

NISSAN SPORT UTILITY 2000

BUYER'S GUIDE

NUMERICAL LISTING - ILLUSTRATIONS

 <p>EM-8330 MOUNT-TRANSMISSION Auto</p> <p>ACURA PASSENGER CAR 2000-01</p>	 <p>EM-8361 MOUNT-ENGINE Front</p> <p>TOYOTA PASSENGER CAR 1999-01</p>	 <p>EM-8435 MOUNT-ENGINE LH Front</p> <p>ACURA PASSENGER CAR 2000-01</p>	 <p>EM-8517 MOUNT-ENGINE Front</p> <p>SUZUKI PASSENGER CAR 2000-01</p>
 <p>EM-8351 MOUNT-ENGINE LH Front</p> <p>HONDA SPORT UTILITY 2000 ISUZU SPORT UTILITY 1998-03</p>	 <p>EM-8398 MOUNT-ENGINE Rear</p> <p>TOYOTA PASSENGER CAR 1999-01</p>	 <p>EM-8456 MOUNT-ENGINE Rear</p> <p>MAZDA PASSENGER CAR 2000-02</p>	 <p>EM-8529 MOUNT-TRANSMISSION Manual</p> <p>TOYOTA PASSENGER CAR 1997-03</p>
 <p>EM-8352 MOUNT-ENGINE RH Front</p> <p>ISUZU SPORT UTILITY 1999-02</p>	 <p>EM-8414 MOUNT-ENGINE Rear</p> <p>TOYOTA PASSENGER CAR 1999-01</p>	 <p>EM-8457 MOUNT-TRANSMISSION Manual</p> <p>MAZDA PASSENGER CAR 1998-02</p>	 <p>EM-8575 MOUNT-ENGINE Front</p> <p>ACURA PASSENGER CAR 2000-01 HONDA PASSENGER CAR 1996-00</p>
	 <p>EM-8434 MOUNT-ENGINE Front</p> <p>ACURA PASSENGER CAR 2000-01</p>	<p>MOUNT-ENGINE LH Front Lower</p> <p>HONDA PASSENGER CAR 1996-00</p>	<p>MOUNT-ENGINE RH Front</p> <p>HONDA SPORT UTILITY 2000-01</p>

BUYER'S GUIDE

NUMERICAL LISTING - ILLUSTRATIONS

 <p>EM-8586 MOUNT-TRANSMISSION</p> <p>ISUZU SPORT UTILITY 2000</p>	 <p>EM-8608 MOUNT-TRANSMISSION Manual</p> <p>KIA SPORT UTILITY 1995-02</p>	 <p>EM-8644 MOUNT-TRANSMISSION MOUNT-TRANSMISSION Auto</p> <p>LEXUS PASSENGER CAR 2000-01</p> <p>TOYOTA PASSENGER CAR 1999-04</p> <p>TOYOTA VAN 2000-03</p>	 <p>EM-8664 MOUNT-ENGINE Front</p> <p>VOLKSWAGEN PASSENGER CAR 2000-02</p>
 <p>EM-8589 MOUNT-ENGINE RH Rear</p> <p>VOLKSWAGEN PASSENGER CAR 2000-02</p>	 <p>EM-8616 MOUNT-ENGINE RH Front</p> <p>VOLKSWAGEN PASSENGER CAR 1995-02</p>	 <p>EM-8657 Engine Torque Strut Mount Front</p> <p>CHEVROLET SPORT UTILITY 1999-00</p>	 <p>EM-8681 MOUNT-ENGINE Rear</p> <p>INFINITI PASSENGER CAR 2000-02</p> <p>NISSAN PASSENGER CAR 2000-01</p>
 <p>EM-8606 MOUNT-ENGINE RH Front</p> <p>KIA SPORT UTILITY 2000-02</p>	 <p>EM-8617 MOUNT-ENGINE Front</p> <p>VOLKSWAGEN PASSENGER CAR 1995-02</p>	 <p>EM-8658 Engine Torque Strut Mount Rear</p> <p>CHEVROLET PASSENGER CAR 1998-01</p> <p>SUZUKI PASSENGER CAR 2000-01</p>	 <p>EM-8682 MOUNT-ENGINE Front</p> <p>INFINITI PASSENGER CAR 2000-02</p> <p>NISSAN PASSENGER CAR 2000-01</p>
 <p>EM-8607 MOUNT-ENGINE LH Front</p> <p>KIA SPORT UTILITY 2000-02</p>			 <p>EM-8691 MOUNT-TRANSMISSION Upper</p> <p>MAZDA PASSENGER CAR 2000-02</p>

BUYER'S GUIDE

NUMERICAL LISTING - ILLUSTRATIONS

 <p style="text-align: center;">EM-8694 Engine Torque Strut Mount Lower</p> <p>NISSAN PASSENGER CAR 2005-10 RENAULT PASSENGER CAR 2010-15</p>	 <p style="text-align: center;">EM-8699 MOUNT-ENGINE Rear</p> <p>TOYOTA PASSENGER CAR 1999-03 TOYOTA VAN 2000-03</p>	 <p style="text-align: center;">EM-8710 MOUNT-ENGINE Left</p> <p>HONDA SPORT UTILITY 2000-01</p> <p style="text-align: center;">MOUNT-ENGINE LH Rear Upper</p> <p>HONDA PASSENGER CAR 1996-00</p>	<p>EM-8723 (Continued)</p> <p>HYUNDAI PASSENGER CAR 2000-05 KIA PASSENGER CAR 2001-05</p>  <p style="text-align: center;">EM-8733 MOUNT-TRANSMISSION Manual</p> <p>HYUNDAI PASSENGER CAR 1997-01</p>
 <p style="text-align: center;">EM-8695 MOUNT-TRANSMISSION</p> <p>MITSUBISHI SPORT UTILITY 2000-03</p>	 <p style="text-align: center;">EM-8705 MOUNT-TRANSMISSION Auto</p> <p>NISSAN PASSENGER CAR 2000-01</p>	 <p style="text-align: center;">EM-8719 MOUNT-ENGINE RH Front</p> <p>HYUNDAI PASSENGER CAR 1998-01</p>	 <p style="text-align: center;">EM-8734 MOUNT-TRANSMISSION Auto</p> <p>HYUNDAI PASSENGER CAR 1997-01</p>
 <p style="text-align: center;">EM-8697 Engine Torque Strut Front Right</p> <p>LEXUS PASSENGER CAR 2000-01</p> <p style="text-align: center;">Engine Torque Strut Mount Front</p> <p>TOYOTA PASSENGER CAR 2000-03</p>	 <p style="text-align: center;">EM-8709 MOUNT-ENGINE LH Front Lower</p> <p>ACURA PASSENGER CAR 2000-01</p> <p style="text-align: center;">MOUNT-ENGINE LH Front</p> <p>HONDA SPORT UTILITY 2000-01</p>	 <p style="text-align: center;">EM-8722 MOUNT-ENGINE RH Front</p> <p>HYUNDAI PASSENGER CAR 2000-04 KIA PASSENGER CAR 2001-06</p>	 <p style="text-align: center;">EM-8743 MOUNT-TRANSMISSION Manual</p> <p>HYUNDAI PASSENGER CAR 1999-01</p>
 <p style="text-align: center;">EM-8698 Engine Torque Strut Mount Right</p> <p>TOYOTA PASSENGER CAR 1999-01</p>	<p style="text-align: center;">(Continued Next Column)</p>	 <p style="text-align: center;">EM-8723 MOUNT-ENGINE RH Front</p>	

BUYER'S GUIDE

NUMERICAL LISTING - ILLUSTRATIONS

 <p style="text-align: center;">EM-8744 MOUNT-TRANSMISSION Auto</p> <p>HYUNDAI PASSENGER CAR 2000-01</p>	<p>EM-8764 (Continued) HYUNDAI PASSENGER CAR 1998-01</p>  <p style="text-align: center;">EM-8768 MOUNT-ENGINE Front</p> <p>HYUNDAI PASSENGER CAR 1999-01</p>	 <p style="text-align: center;">EM-8775 MOUNT-ENGINE Rear</p> <p>HYUNDAI PASSENGER CAR 1998-01</p>	<p>EM-8784 (Continued) HYUNDAI PASSENGER CAR 2002-03 KIA PASSENGER CAR 2001-05</p>  <p style="text-align: center;">EM-8795 MOUNT-ENGINE Front</p> <p>TOYOTA PASSENGER CAR 1997-01</p>
 <p style="text-align: center;">EM-8745 MOUNT-TRANSMISSION Auto</p> <p>HYUNDAI PASSENGER CAR 2000-01</p>	 <p style="text-align: center;">EM-8769 MOUNT-ENGINE Front</p> <p>HYUNDAI PASSENGER CAR 2000-05 KIA PASSENGER CAR 2001-05</p>	 <p style="text-align: center;">EM-8778 MOUNT-ENGINE Rear</p> <p>HYUNDAI PASSENGER CAR 1999-01</p>	 <p style="text-align: center;">EM-8796 MOUNT-ENGINE Rear</p> <p>TOYOTA PASSENGER CAR 1999-01</p>
 <p style="text-align: center;">EM-8762 MOUNT-ENGINE Front</p> <p>HYUNDAI PASSENGER CAR 1998-01</p>	 <p style="text-align: center;">EM-8770 MOUNT-ENGINE Front</p> <p>HYUNDAI PASSENGER CAR 2002-04 KIA PASSENGER CAR 2001-06</p>	 <p style="text-align: center;">EM-8783 MOUNT-ENGINE Rear</p> <p>HYUNDAI PASSENGER CAR 1999-05 KIA PASSENGER CAR 2001-06</p>	 <p style="text-align: center;">EM-8801 MOUNT-ENGINE Front</p> <p>HONDA PASSENGER CAR 2000-02</p>
 <p style="text-align: center;">EM-8764 MOUNT-ENGINE Front</p> <p>(Continued Next Column)</p>	 <p style="text-align: center;">EM-8774 MOUNT-ENGINE Front</p> <p>(Continued Next Column)</p>	 <p style="text-align: center;">EM-8784 MOUNT-ENGINE Rear</p> <p>(Continued Next Column)</p>	 <p style="text-align: center;">EM-8796 MOUNT-ENGINE Rear</p> <p>(Continued Next Column)</p>

BUYER'S GUIDE

NUMERICAL LISTING - ILLUSTRATIONS

 <p>EM-8804 MOUNT-ENGINE Rear</p> <p>SUZUKI PASSENGER CAR 1999-02</p>	 <p>EM-8816 MOUNT-TRANSMISSION Auto</p> <p>MITSUBISHI PASSENGER CAR 2000-02</p>	 <p>EM-8819 MOUNT-ENGINE Rear</p> <p>MITSUBISHI PASSENGER CAR 1997-02</p>	 <p>EM-8832 MOUNT-ENGINE L & R Front</p> <p>MERCEDES-BENZ PASSENGER CAR 2000-13</p>
 <p>EM-8805 MOUNT-ENGINE Rear</p> <p>SUZUKI PASSENGER CAR 2000</p>	 <p>EM-8817 MOUNT-TRANSMISSION Manual</p> <p>MITSUBISHI PASSENGER CAR 2000-07</p>	 <p>EM-8824 MOUNT-ENGINE Front</p> <p>ACURA PASSENGER CAR 2000-01</p>	 <p>EM-8838 MOUNT-ENGINE L & R Front</p> <p>MERCEDES-BENZ PASSENGER CAR 1994-02</p>
 <p>EM-8806 MOUNT-ENGINE Front</p> <p>HONDA PASSENGER CAR 2000-01</p>	 <p>EM-8818 MOUNT-ENGINE Front</p> <p>MITSUBISHI PASSENGER CAR 1997-02</p>	 <p>EM-8825 MOUNT-TRANSMISSION</p> <p>CHEVROLET SPORT UTILITY ... 1999-04 SUZUKI SPORT UTILITY 1999-02</p>	 <p>EM-8845 MOUNT-ENGINE Rear</p> <p>HONDA PASSENGER CAR 2000-02</p>
		 <p>EM-8830 MOUNT-ENGINE Front Center</p> <p>AUDI PASSENGER CAR 1998-01</p>	


BUYER'S GUIDE

NUMERICAL LISTING - ILLUSTRATIONS



EM-8847
MOUNT-ENGINE
Front

TOYOTA SPORT UTILITY 2000



EM-8850
MOUNT-ENGINE
RH Front

CHEVROLET PASSENGER
CAR 2000-02
TOYOTA PASSENGER CAR 2000-02



EM-8855
MOUNT-ENGINE
Rear

TOYOTA SPORT UTILITY 2000



EM-8864
MOUNT-ENGINE
Front

MAZDA PASSENGER CAR 2000



EM-8848
MOUNT-ENGINE
Front

TOYOTA SPORT UTILITY 2000



EM-8851
MOUNT-ENGINE
Rear

CHEVROLET PASSENGER
CAR 2000-02
TOYOTA PASSENGER CAR 2000-02



EM-8857
MOUNT-TRANSMISSION

VOLKSWAGEN PASSENGER
CAR 2000-04



EM-8865
MOUNT-ENGINE
Front

NISSAN PASSENGER CAR 2000-03



EM-8849
MOUNT-ENGINE
Rear

HONDA PASSENGER CAR 2000-02



EM-8854
MOUNT-ENGINE
RH Front

TOYOTA SPORT UTILITY 2000



EM-8862
MOUNT-TRANSMISSION

MAZDA PASSENGER CAR 2000-02



EM-8866
MOUNT-ENGINE
Rear

NISSAN PASSENGER CAR 2000-03



EM-8863
MOUNT-TRANSMISSION

MAZDA PASSENGER CAR 2000-02



EM-8870
MOUNT-ENGINE
Front

CHEVROLET PASSENGER
CAR 2000-02

(Continued Next Page)

BUYER'S GUIDE

NUMERICAL LISTING - ILLUSTRATIONS

EM-8870 (Continued)

TOYOTA PASSENGER CAR 2000-02



EM-8872
MOUNT-TRANSMISSION
Auto

CHEVROLET PASSENGER
CAR 2000-02
TOYOTA PASSENGER CAR 2000-02



EM-8873
MOUNT-TRANSMISSION
Auto

CHEVROLET PASSENGER
CAR 2000-02
TOYOTA PASSENGER CAR 2000-02



EM-8877
MOUNT-ENGINE
RH Front

MITSUBISHI PASSENGER
CAR 2000-02



EM-8878
MOUNT-ENGINE
L & R Front

MITSUBISHI SPORT UTILITY 2000



EM-8879
MOUNT-TRANSMISSION
Auto

MITSUBISHI PASSENGER
CAR 2000-02



EM-8880
MOUNT-TRANSMISSION
Manual

MITSUBISHI PASSENGER
CAR 2000-02




EM-8882
MOUNT-ENGINE
Rear

MAZDA PASSENGER CAR 2000-03



EM-8883
MOUNT-TRANSMISSION
Auto

TOYOTA PASSENGER CAR 2000-05



EM-8884
MOUNT-ENGINE
RH Front

MAZDA PASSENGER CAR 2000-01



EM-8885
MOUNT-ENGINE
Front

MAZDA PASSENGER CAR 1999-03



EM-8886
MOUNT-ENGINE
Rear

MAZDA PASSENGER CAR 2000-01



EM-8888
MOUNT-TRANSMISSION
Manual

SCION PASSENGER CAR 2004-06
SCION VAN 2004-06
TOYOTA PASSENGER CAR 2000-05



EM-8889
MOUNT-ENGINE
Rear

MAZDA PASSENGER CAR 2000-03

BUYER'S GUIDE

NUMERICAL LISTING - ILLUSTRATIONS



EM-8890
MOUNT-TRANSMISSION

SUZUKI PASSENGER CAR 1995-02



EM-8897
MOUNT-ENGINE
Rear

ACURA PASSENGER CAR 2000-01
HONDA SPORT UTILITY 2000-01



EM-8901
MOUNT-TRANSMISSION
LH

KIA SPORT UTILITY 1995-02



EM-8906
MOUNT-ENGINE
Front

KIA PASSENGER CAR 2000-04



EM-8891
MOUNT-TRANSMISSION

NISSAN PASSENGER CAR 2000



EM-8898
MOUNT-TRANSMISSION
Front

ACURA PASSENGER CAR 2000-03
MOUNT-TRANSMISSION

ACURA SPORT UTILITY 2001-02
HONDA PASSENGER CAR 2000-02
HONDA SPORT UTILITY 2003-05
HONDA VAN 2000-06



EM-8902
MOUNT-ENGINE
RH Front

KIA PASSENGER CAR 2000-04



EM-8907
MOUNT-TRANSMISSION
Auto

KIA PASSENGER CAR 2000-04



EM-8893
MOUNT-ENGINE
LH Front Lower

ACURA PASSENGER CAR 2000-01



EM-8899
MOUNT-ENGINE
LH Front

HONDA PASSENGER CAR 2000-02



EM-8904
MOUNT-ENGINE
Front

KIA PASSENGER CAR 2000-04



EM-8908
MOUNT-ENGINE
Rear

KIA PASSENGER CAR 2000-02



EM-8894
MOUNT-ENGINE
LH Front Upper

ACURA PASSENGER CAR 1997-01



EM-8905
MOUNT-ENGINE
Rear

KIA PASSENGER CAR 2000-04

BUYER'S GUIDE

NUMERICAL LISTING - ILLUSTRATIONS

 <p style="text-align: center;">EM-8909 MOUNT-ENGINE L & R Front</p> <p style="text-align: center;">MAZDA PASSENGER CAR 2000-05</p>	<p>EM-8912 (Continued) KIA PASSENGER CAR 2000</p>  <p style="text-align: center;">EM-8913 MOUNT-ENGINE RH Front</p> <p style="text-align: center;">KIA PASSENGER CAR 2001-02</p>	 <p style="text-align: center;">EM-8916 MOUNT-ENGINE Front</p> <p style="text-align: center;">DAEWOO PASSENGER CAR 2000-02</p>	 <p style="text-align: center;">EM-8920 MOUNT-ENGINE Front</p> <p style="text-align: center;">DAEWOO PASSENGER CAR 2000-02</p>
 <p style="text-align: center;">EM-8910 MOUNT-TRANSMISSION Manual</p> <p style="text-align: center;">KIA PASSENGER CAR 2000-04</p>	 <p style="text-align: center;">EM-8914 MOUNT-ENGINE Front</p> <p style="text-align: center;">KIA PASSENGER CAR 2001-05</p>	 <p style="text-align: center;">EM-8917 MOUNT-ENGINE Rear</p> <p style="text-align: center;">DAEWOO PASSENGER CAR 2000-02</p>	 <p style="text-align: center;">EM-8921 MOUNT-ENGINE Rear</p> <p style="text-align: center;">DAEWOO PASSENGER CAR 2000-02</p>
 <p style="text-align: center;">EM-8911 MOUNT-TRANSMISSION Manual</p> <p style="text-align: center;">KIA PASSENGER CAR 2000</p>	 <p style="text-align: center;">EM-8915 MOUNT-TRANSMISSION Auto</p> <p style="text-align: center;">DAEWOO PASSENGER CAR 2000-02</p>	 <p style="text-align: center;">EM-8918 MOUNT-ENGINE RH Front</p> <p style="text-align: center;">DAEWOO PASSENGER CAR 2000-02</p>	 <p style="text-align: center;">EM-8923 MOUNT-TRANSMISSION Manual</p> <p style="text-align: center;">DAEWOO PASSENGER CAR 1999-02</p>
 <p style="text-align: center;">EM-8912 MOUNT-TRANSMISSION Auto</p> <p style="text-align: center;">(Continued Next Column)</p>	 <p style="text-align: center;">EM-8919 Engine Torque Strut Mount Front</p> <p style="text-align: center;">DAEWOO PASSENGER CAR 2000-02</p>	 <p style="text-align: center;">EM-8925 MOUNT-TRANSMISSION Manual</p> <p style="text-align: center;">DAEWOO PASSENGER CAR 2000-02</p>	

BUYER'S GUIDE

NUMERICAL LISTING - ILLUSTRATIONS

 <p style="text-align: center;">EM-8926 MOUNT-TRANSMISSION Auto</p> <p>DAEWOO PASSENGER CAR 2000-02</p>	 <p style="text-align: center;">EM-8936 MOUNT-ENGINE LH Front</p> <p>HYUNDAI PASSENGER CAR 2000-02</p>	 <p style="text-align: center;">EM-8939 MOUNT-TRANSMISSION Auto</p> <p>HYUNDAI PASSENGER CAR 2000-02</p>	 <p style="text-align: center;">EM-8945 MOUNT-ENGINE Rear</p> <p>HYUNDAI PASSENGER CAR 2001-08</p>
 <p style="text-align: center;">EM-8928 MOUNT-ENGINE RH Front</p> <p>DAEWOO PASSENGER CAR 2000-02</p>	 <p style="text-align: center;">EM-8937 MOUNT-ENGINE Rear</p> <p>HYUNDAI PASSENGER CAR 2000-02</p>	 <p style="text-align: center;">EM-8940 MOUNT-ENGINE LH Front</p> <p>HYUNDAI PASSENGER CAR 2001-05</p>	 <p style="text-align: center;">EM-8947 MOUNT-TRANSMISSION Manual</p> <p>HYUNDAI PASSENGER CAR 2001-06</p>
 <p style="text-align: center;">EM-8929 MOUNT-ENGINE RH Front</p> <p>DAEWOO PASSENGER CAR 2000-02</p>	 <p style="text-align: center;">EM-8938 MOUNT-ENGINE Front</p> <p>DODGE PASSENGER CAR 2005-06</p> <p style="text-align: center;">MOUNT-TRANSMISSION Manual</p> <p>HYUNDAI PASSENGER CAR 2000-02</p>	 <p style="text-align: center;">EM-8943 MOUNT-ENGINE Front</p> <p>HYUNDAI PASSENGER CAR 2001-08</p>	 <p style="text-align: center;">EM-8948 MOUNT-ENGINE Front</p> <p>HYUNDAI PASSENGER CAR 2001-05</p> <p>KIA PASSENGER CAR 2004-06</p>
 <p style="text-align: center;">EM-8935 MOUNT-ENGINE Front</p> <p>HYUNDAI PASSENGER CAR 2001-02</p>		 <p style="text-align: center;">EM-8944 MOUNT-ENGINE RH Front</p> <p>HYUNDAI PASSENGER CAR 2001-06</p>	

BUYER'S GUIDE

NUMERICAL LISTING - ILLUSTRATIONS

 <p>EM-8949 MOUNT-ENGINE RH Front</p> <p>HYUNDAI PASSENGER CAR 2001-05 KIA PASSENGER CAR 2004-06</p>	 <p>EM-8952 MOUNT-ENGINE Front</p> <p>HYUNDAI SPORT UTILITY 2001-06</p>	<p>EM-8955 (Continued) HYUNDAI SPORT UTILITY 2001-06</p>  <p>EM-8956 MOUNT-TRANSMISSION</p> <p>HYUNDAI SPORT UTILITY 2001-06</p>	 <p>EM-8959 MOUNT-TRANSMISSION</p> <p>INFINITI PASSENGER CAR 2000-04 NISSAN PASSENGER CAR 2002-03</p>
 <p>EM-8950 MOUNT-ENGINE Rear</p> <p>HYUNDAI PASSENGER CAR 2001-05 KIA PASSENGER CAR 2004-06</p>	 <p>EM-8953 MOUNT-ENGINE Front</p> <p>HYUNDAI SPORT UTILITY 2001-06</p>	 <p>EM-8957 MOUNT-TRANSMISSION</p> <p>HYUNDAI SPORT UTILITY 2001-06</p>	 <p>EM-8960 MOUNT-ENGINE L & R Front</p> <p>NISSAN SPORT UTILITY 2000-04 NISSAN TRUCK 2000-04</p>
 <p>EM-8951 MOUNT-TRANSMISSION</p> <p>HYUNDAI PASSENGER CAR 2001-05</p>	 <p>EM-8954 MOUNT-ENGINE RH Front</p> <p>HYUNDAI SPORT UTILITY 2001-06</p>	 <p>EM-8958 MOUNT-ENGINE Front</p> <p>HYUNDAI PASSENGER CAR 2000-02</p>	 <p>EM-8964 MOUNT-TRANSMISSION</p> <p>NISSAN SPORT UTILITY 2000-04 MOUNT-TRANSMISSION Auto NISSAN TRUCK 1998-04</p>
	 <p>EM-8955 MOUNT-ENGINE Rear</p> <p>(Continued Next Column)</p>		

BUYER'S GUIDE

NUMERICAL LISTING - ILLUSTRATIONS

 <p>EM-8966 MOUNT-ENGINE Front</p> <p>CHEVROLET PASSENGER CAR 2000-02 CAR 2000-02</p>	 <p>EM-8971 MOUNT-TRANSMISSION Manual</p> <p>HONDA PASSENGER CAR 2000-02</p>	 <p>EM-8975 MOUNT-ENGINE Front</p> <p>ACURA PASSENGER CAR 2001-05 HONDA PASSENGER CAR 2001-05</p>	 <p>EM-8979 MOUNT-TRANSMISSION Auto</p> <p>TOYOTA PASSENGER CAR 1999-01</p>
 <p>EM-8967 MOUNT-ENGINE Front</p> <p>LEXUS PASSENGER CAR 2000-01 TOYOTA PASSENGER CAR 1999-03</p>	 <p>EM-8973 MOUNT-ENGINE Rear</p> <p>ACURA PASSENGER CAR 2001-05 HONDA PASSENGER CAR 2001-05</p>	 <p>EM-8977 MOUNT-TRANSMISSION Manual</p> <p>MAZDA PASSENGER CAR 1999-03</p>	 <p>EM-8982 MOUNT-ENGINE Left</p> <p>HONDA SPORT UTILITY 2000-01</p>
 <p>EM-8968 MOUNT-ENGINE Rear</p> <p>SCION PASSENGER CAR 2004-06 SCION VAN 2004-06 TOYOTA PASSENGER CAR 2000-05</p>	 <p>EM-8974# MOUNT-ENGINE Right</p> <p>ACURA PASSENGER CAR 2000-03</p> <p>MOUNT-ENGINE RH Front</p> <p>HONDA PASSENGER CAR 2000-02 HONDA VAN 2000-04</p>	 <p>EM-8978 MOUNT-TRANSMISSION Auto</p> <p>MAZDA PASSENGER CAR 1999-03</p>	 <p>EM-8983 MOUNT-TRANSMISSION Auto</p> <p>HONDA PASSENGER CAR 2000-02</p>
			 <p>EM-8986 MOUNT-TRANSMISSION Rear</p> <p>ACURA PASSENGER CAR 2000-03</p>

(Continued Next Page)

= Available in the Westar Gold Line

BUYER'S GUIDE

NUMERICAL LISTING - ILLUSTRATIONS

EM-8986 (Continued)

MOUNT-TRANSMISSION LH Rear


ACURA SPORT UTILITY 2001-02

MOUNT-TRANSMISSION Rear

HONDA PASSENGER CAR 2000-02

HONDA SPORT UTILITY 2003-05

HONDA VAN 2000-04



EM-8988

EM-8988 MOUNT-ENGINE Front

ACURA PASSENGER CAR 2001-05

HONDA PASSENGER CAR 2001-05



EM-8989

EM-8989 MOUNT-TRANSMISSION

TOYOTA TRUCK 2000-04



EM-8990

EM-8990 MOUNT-TRANSMISSION

TOYOTA SPORT UTILITY 1999-02



EM-8991

EM-8991 MOUNT-TRANSMISSION

LEXUS SPORT UTILITY 2000-07

TOYOTA SPORT UTILITY 2000-03



EM-8993

EM-8993 MOUNT-TRANSMISSION Manual

TOYOTA SPORT UTILITY 1996-02

MOUNT-TRANSMISSION

TOYOTA TRUCK 2000-06



EM-8994

EM-8994 MOUNT-ENGINE RH Front

NISSAN PASSENGER CAR 2000-01



EM-8995

EM-8995 Engine Torque Strut Mount Front

LEXUS SPORT UTILITY 2000-03



EM-8996

EM-8996 MOUNT-TRANSMISSION

TOYOTA TRUCK 2000-04



EM-8997 MOUNT-ENGINE RH Front

AUDI PASSENGER CAR 1996-08

VOLKSWAGEN PASSENGER

CAR 1998-05



EM-8998 MOUNT-ENGINE LH Front

AUDI PASSENGER CAR 1997-04

(Continued Next Column)

EM-8998 (Continued)

VOLKSWAGEN PASSENGER
CAR 2000-05



EM-8999

EM-8999 MOUNT-ENGINE Center Front

AUDI PASSENGER CAR 2000-04

MOUNT-TRANSMISSION Auto

AUDI PASSENGER CAR 2000-06

MOUNT-TRANSMISSION RH

VOLKSWAGEN PASSENGER

CAR 2001-04

MOUNT-TRANSMISSION Auto

AUDI PASSENGER CAR 1997-05

MOUNT-TRANSMISSION Manual

VOLKSWAGEN PASSENGER

CAR 1998-05



EM-90000 Engine Torque Strut Mount Lower

NISSAN PASSENGER CAR 2002-08

RENAULT PASSENGER CAR 2003-10

BUYER'S GUIDE

NUMERICAL LISTING - ILLUSTRATIONS

 <p style="text-align: center;">EM-90001 MOUNT-TRANSMISSION Manual</p> <p>NISSAN PASSENGER CAR 2002-09 RENAULT PASSENGER CAR 2002-08 RENAULT VAN 2008</p>	 <p style="text-align: center;">EM-90004 Engine Torque Strut Mount Lower</p> <p>NISSAN PASSENGER CAR 2002-10 RENAULT PASSENGER CAR 2003-10 RENAULT VAN 2008</p>	 <p style="text-align: center;">EM-90009 MOUNT-ENGINE RH Front</p> <p>FORD PASSENGER CAR 2003-10</p>	 <p style="text-align: center;">EM-90015 MOUNT-TRANSMISSION Front Lower</p> <p>CHEVROLET PASSENGER CAR 2002-08 CHEVROLET TRUCK 2004-11</p>
 <p style="text-align: center;">EM-90002 MOUNT-ENGINE RH Front</p> <p>CHEVROLET PASSENGER CAR 1997-12 CHEVROLET TRUCK 2012-15</p>	 <p style="text-align: center;">EM-90006 MOUNT-ENGINE RH Rear</p> <p>CHEVROLET PASSENGER CAR 2002-08 CHEVROLET TRUCK 2004-11</p>	 <p style="text-align: center;">EM-90010 MOUNT-ENGINE Right</p> <p>CHEVROLET PASSENGER CAR 2000-08 CHEVROLET VAN 2002-06</p>	 <p style="text-align: center;">EM-90019 MOUNT-ENGINE RH Front</p> <p>FORD PASSENGER CAR 2001-08</p>
 <p style="text-align: center;">EM-90003 MOUNT-ENGINE Rear</p> <p>CHEVROLET PASSENGER CAR 2002-08 CHEVROLET TRUCK 2004-11</p>	 <p style="text-align: center;">EM-90008 Engine Torque Strut Mount Rear</p> <p>FORD PASSENGER CAR 2003-10</p>	 <p style="text-align: center;">EM-90011 MOUNT-ENGINE Front</p> <p>CHEVROLET PASSENGER CAR 2001-03 CHEVROLET VAN 2002-06</p>	 <p style="text-align: center;">EM-90021 MOUNT-ENGINE LH Front</p> <p>CHEVROLET PASSENGER CAR 1997-12 CHEVROLET TRUCK 2004-15</p>

BUYER'S GUIDE

NUMERICAL LISTING - ILLUSTRATIONS

 <p>EM-90022 MOUNT-ENGINE Rear</p> <p>NISSAN PASSENGER CAR 1998-10</p>	 <p>EM-90029 MOUNT-TRANSMISSION LH</p> <p>FORD PASSENGER CAR 1998-10 FORD TRUCK 2001-08</p>	 <p>EM-90031 MOUNT-TRANSMISSION Auto</p> <p>NISSAN PASSENGER CAR 2002-08 RENAULT PASSENGER CAR 2002-08</p>	 <p>EM-90036 Engine Torque Strut Mount Left</p> <p>NISSAN SPORT UTILITY 2008-14 RENAULT SPORT UTILITY 2009-14</p>
 <p>EM-90027 Engine Torque Strut Mount Rear</p> <p>FORD PASSENGER CAR 1998-00 FORD TRUCK 2001-08</p>	 <p>EM-90003 MOUNT-ENGINE L & R Front</p> <p>BMW PASSENGER CAR 1999-09</p>	 <p>EM-90032 MOUNT-TRANSMISSION</p> <p>NISSAN VAN 2003-08</p>	 <p>EM-90037 MOUNT-TRANSMISSION Auto</p> <p>DODGE PASSENGER CAR 2001-10</p>
 <p>EM-90028 MOUNT-ENGINE Right</p> <p>MOUNT-ENGINE RH Front</p> <p>FORD PASSENGER CAR 1998-07 FORD TRUCK 2001-08</p>	 <p>EM-90030 MOUNT-TRANSMISSION</p> <p>MOUNT-TRANSMISSION Auto</p> <p>FORD PASSENGER CAR 2003-10 FORD SPORT UTILITY 2004-12</p>	 <p>EM-90033 MOUNT-TRANSMISSION Auto</p> <p>DODGE PASSENGER CAR 2005-10</p>	 <p>EM-90038 MOUNT-ENGINE LH Front</p> <p>NISSAN VAN 2000-08</p>
		 <p>EM-90035 MOUNT-ENGINE L & R Front</p> <p>TOYOTA VAN 2006-18</p>	 <p>EM-90039 MOUNT-ENGINE Rear</p> <p>NISSAN SPORT UTILITY 2002-07</p>

BUYER'S GUIDE

NUMERICAL LISTING - ILLUSTRATIONS

 <p style="text-align: center;">EM-90040 MOUNT-ENGINE Rear</p> <p>DODGE PASSENGER CAR 2001-10</p>	<p>EM-9011 (Continued) NISSAN SPORT UTILITY 2000-02</p>  <p style="text-align: center;">EM-9012 MOUNT-ENGINE LH Front</p> <p>NISSAN SPORT UTILITY 2000-04 NISSAN TRUCK 2000-04</p>	 <p style="text-align: center;">EM-9016 MOUNT-ENGINE Left</p> <p>ACURA PASSENGER CAR 2001-05</p>	 <p style="text-align: center;">EM-9021 MOUNT-ENGINE RH Front</p> <p>MAZDA PASSENGER CAR 2000-02</p>
 <p style="text-align: center;">EM-9007 MOUNT-ENGINE Front</p> <p>MAZDA PASSENGER CAR 2000-02</p>	<p>EM-9014</p>  <p style="text-align: center;">EM-9014 MOUNT-ENGINE L & R Front</p> <p>TOYOTA SPORT UTILITY 2000-02 TOYOTA TRUCK 2000-04</p>	 <p style="text-align: center;">EM-9017 MOUNT-ENGINE LH Front</p> <p>HONDA PASSENGER CAR 2001-05</p>	 <p style="text-align: center;">EM-9022 MOUNT-ENGINE Front</p> <p>SUZUKI PASSENGER CAR 1999-03</p>
 <p style="text-align: center;">EM-9008 MOUNT-ENGINE Rear</p> <p>MAZDA PASSENGER CAR 1997-02</p>	 <p style="text-align: center;">EM-9015 MOUNT-ENGINE RH Front</p> <p>TOYOTA PASSENGER CAR 2000-05</p>	 <p style="text-align: center;">EM-9017 MOUNT-ENGINE RH Front</p> <p>MAZDA PASSENGER CAR 2000-02</p>	 <p style="text-align: center;">EM-9022 MOUNT-ENGINE Front</p> <p>SUZUKI PASSENGER CAR 1999-03</p>
 <p style="text-align: center;">EM-9011 MOUNT-TRANSMISSION Manual</p> <p>(Continued Next Column)</p>	<p style="text-align: center;">EM-9015 MOUNT-ENGINE RH Front</p> <p>SCION PASSENGER CAR 2004-06 SCION VAN 2004-06 TOYOTA PASSENGER CAR 2000-05</p>	 <p style="text-align: center;">EM-9018 MOUNT-TRANSMISSION Manual</p> <p>TOYOTA TRUCK 2000-04</p>	 <p style="text-align: center;">EM-9023 MOUNT-ENGINE L & R Front</p> <p>SUBARU PASSENGER CAR 1998-05 SUBARU SPORT UTILITY 2000-06</p>

BUYER'S GUIDE

NUMERICAL LISTING - ILLUSTRATIONS

 <p>EM-9024 MOUNT-ENGINE L & R Front</p> <p>SUBARU PASSENGER CAR 2000-11 SUBARU SPORT UTILITY 2000-12</p>	 <p>EM-9031 MOUNT-ENGINE RH Front</p> <p>INFINITI PASSENGER CAR 2002-04 NISSAN PASSENGER CAR 2000-03</p>	 <p>EM-9038 MOUNT-TRANSMISSION Auto</p> <p>INFINITI SPORT UTILITY 2000 NISSAN SPORT UTILITY 2000</p>	 <p>EM-9066 MOUNT-ENGINE Front</p> <p>ACURA PASSENGER CAR 2002-06 HONDA SPORT UTILITY 2002-11</p>
 <p>EM-9026 MOUNT-TRANSMISSION Auto</p> <p>TOYOTA SPORT UTILITY 1998-00</p>	 <p>EM-9035 MOUNT-TRANSMISSION Manual</p> <p>NISSAN PASSENGER CAR 2000-01</p>	 <p>EM-9050 MOUNT-ENGINE L & R Front</p> <p>LEXUS SPORT UTILITY 2000-07 TOYOTA SPORT UTILITY 2000-07</p>	 <p>EM-9068 MOUNT-ENGINE RH Front</p> <p>MITSUBISHI PASSENGER CAR 2000-02</p>
 <p>EM-9030 MOUNT-ENGINE RH Front</p> <p>ACURA PASSENGER CAR 1997-05</p>	 <p>EM-9037 MOUNT-ENGINE Front</p> <p>MITSUBISHI PASSENGER CAR 1997-02</p>	 <p>EM-9059 MOUNT-ENGINE Rear</p> <p>MITSUBISHI PASSENGER CAR 1997-02</p>	 <p>EM-9072 MOUNT-ENGINE RH Front</p> <p>MAZDA PASSENGER CAR 2000-03</p>

BUYER'S GUIDE

NUMERICAL LISTING - ILLUSTRATIONS

 <p>EM-9073</p> <p>EM-9073 MOUNT-TRANSMISSION</p> <p>LEXUS SPORT UTILITY 2000-03</p>	 <p>EM-9081</p> <p>EM-9081 MOUNT-ENGINE Front</p> <p>TOYOTA SPORT UTILITY 2001-05</p>	 <p>EM-9088</p> <p>EM-9088 MOUNT-TRANSMISSION Manual</p> <p>MITSUBISHI PASSENGER CAR 2002-06</p>	 <p>EM-9096</p> <p>EM-9096 MOUNT-TRANSMISSION</p> <p>BMW PASSENGER CAR 1996-13</p>
 <p>EM-9074</p> <p>EM-9074 MOUNT-TRANSMISSION Auto</p> <p>SUBARU PASSENGER CAR 1998-09 SUBARU SPORT UTILITY 2000-13</p>	 <p>EM-9082</p> <p>EM-9082 MOUNT-TRANSMISSION Center Lower</p> <p>MAZDA PASSENGER CAR 2000-02</p>	 <p>EM-9092</p> <p>EM-9092 MOUNT-ENGINE RH Front</p> <p>AUDI PASSENGER CAR 1998-13 SEAT PASSENGER CAR 2001-08 VOLKSWAGEN PASSENGER CAR 1998-15</p>	 <p>EM-9100</p> <p>EM-9100 MOUNT-TRANSMISSION RH</p> <p>BMW PASSENGER CAR 2000</p>
 <p>EM-9079</p> <p>EM-9079 MOUNT-ENGINE L & R Front</p> <p>TOYOTA TRUCK 2000-04</p>	 <p>EM-9087</p> <p>EM-9087 MOUNT-TRANSMISSION Center Lower</p> <p>MAZDA PASSENGER CAR 1998-02</p>	 <p>EM-9093</p> <p>EM-9093 MOUNT-TRANSMISSION</p> <p>VOLKSWAGEN PASSENGER CAR 2000-08 VOLKSWAGEN TRUCK 2000-07</p>	 <p>EM-9101</p> <p>EM-9101 MOUNT-TRANSMISSION Manual</p> <p>AUDI PASSENGER CAR 2000-01 SEAT PASSENGER CAR 2001-08</p> <p>MOUNT-TRANSMISSION Manual</p> <p>VOLKSWAGEN PASSENGER CAR 1998-10</p>

BUYER'S GUIDE

NUMERICAL LISTING - ILLUSTRATIONS

 <p>EM-9103</p> <p>EM-9103 MOUNT-TRANSMISSION Manual</p> <p>BMW PASSENGER CAR 1997-03</p>	 <p>EM-9137 MOUNT-ENGINE Rear</p> <p>HONDA PASSENGER CAR 2000-01</p>	 <p>EM-9148 Engine Torque Strut Front Right</p> <p>TOYOTA PASSENGER CAR 2002-08</p>	 <p>EM-9151 MOUNT-TRANSMISSION Front</p> <p>HONDA PASSENGER CAR 2003-07</p>
 <p>EM-9104</p> <p>EM-9104 MOUNT-TRANSMISSION LH</p> <p>BMW PASSENGER CAR 2000</p>	 <p>EM-9139 MOUNT-ENGINE RH Front</p> <p>HONDA SPORT UTILITY 2002-06</p>	 <p>EM-9149 MOUNT-ENGINE Rear</p> <p>ACURA PASSENGER CAR 2000-03 HONDA PASSENGER CAR 2000-02</p>	 <p>EM-9152 MOUNT-TRANSMISSION Rear</p> <p>ACURA PASSENGER CAR 2004-08 HONDA PASSENGER CAR 2003-07</p>
 <p>EM-9106</p> <p>EM-9106 MOUNT-TRANSMISSION LH</p> <p>VOLKSWAGEN PASSENGER CAR 2000-05</p>	 <p>EM-9142</p> <p>EM-9142 MOUNT-TRANSMISSION</p> <p>ISUZU SPORT UTILITY 1998-02</p>	 <p>EM-9150 MOUNT-ENGINE LH Front</p> <p>HONDA PASSENGER CAR 2000-01</p>	 <p>EM-9153 MOUNT-ENGINE Rear</p> <p>MITSUBISHI SPORT UTILITY 2003-06</p>
	 <p>EM-9145</p> <p>EM-9145 MOUNT-ENGINE LH Front</p> <p>VOLVO PASSENGER CAR 1998-04</p>		 <p>EM-9154 MOUNT-ENGINE Rear</p> <p style="text-align: right;">(Continued Next Page)</p>

BUYER'S GUIDE

NUMERICAL LISTING - ILLUSTRATIONS

EM-9154 (Continued)

MITSUBISHI PASSENGER
CAR 2004-07



EM-9155 MOUNT-ENGINE Rear

PONTIAC PASSENGER CAR 2003-07
TOYOTA PASSENGER CAR 2003-08



EM-9156 MOUNT-ENGINE RH Front

SUZUKI PASSENGER CAR 2002-07



EM-9157 MOUNT-ENGINE Rear

PONTIAC PASSENGER CAR 2003-07
TOYOTA PASSENGER CAR 2003-08



EM-9158 MOUNT-ENGINE Front

PONTIAC PASSENGER CAR 2003-07
SCION PASSENGER CAR 2005-10
TOYOTA PASSENGER CAR 2003-08



EM-9159 MOUNT-ENGINE Rear

SUZUKI PASSENGER CAR 2002-07



EM-9160 MOUNT-ENGINE Front

CHRYSLER PASSENGER
CAR 2001-05
DODGE PASSENGER CAR 2001-05
MITSUBISHI PASSENGER
CAR 1999-05



EM-9161 MOUNT-ENGINE Rear

CHRYSLER PASSENGER
CAR 2001-05
DODGE PASSENGER CAR 2001-05
MITSUBISHI PASSENGER
CAR 1999-05



EM-9162 MOUNT-TRANSMISSION Auto

CHRYSLER PASSENGER
CAR 2001-05
DODGE PASSENGER CAR 2001-05
MITSUBISHI PASSENGER
CAR 1999-05



EM-9163 MOUNT-TRANSMISSION Auto MOUNT-TRANSMISSION Manual

PONTIAC PASSENGER CAR 2003-07
TOYOTA PASSENGER CAR 2003-08



EM-9164 MOUNT-ENGINE RH Front

PONTIAC PASSENGER CAR 2003-07
TOYOTA PASSENGER CAR 2003-08



EM-9165 MOUNT-TRANSMISSION

LEXUS PASSENGER CAR 2002-06
LEXUS SPORT UTILITY 2004-09

MOUNT-TRANSMISSION Auto

TOYOTA PASSENGER CAR 2002-08
TOYOTA SPORT UTILITY 2001-13
TOYOTA VAN 2004-10



EM-9166 MOUNT-ENGINE Rear

NISSAN PASSENGER CAR 2000-06

BUYER'S GUIDE

NUMERICAL LISTING - ILLUSTRATIONS

 <p>EM-9167 MOUNT-ENGINE Front</p> <p>NISSAN PASSENGER CAR 2002-06</p>	 <p>EM-9173 MOUNT-ENGINE Front</p> <p>LEXUS SPORT UTILITY 2000-03</p>	 <p>EM-9177 MOUNT-TRANSMISSION Auto</p> <p>SUZUKI PASSENGER CAR 2002-06</p>	 <p>EM-9182 MOUNT-ENGINE RH Front</p> <p>MAZDA PASSENGER CAR 2003-08</p>
 <p>EM-9168 MOUNT-ENGINE Rear</p> <p>HONDA SPORT UTILITY 2002-11</p>	 <p>EM-9174 MOUNT-TRANSMISSION</p> <p>CHRYSLER PASSENGER CAR 2000 DODGE PASSENGER CAR 2000</p>	 <p>EM-9179 MOUNT-ENGINE Rear</p> <p>LEXUS SPORT UTILITY 2000-03</p>	 <p>EM-9183 MOUNT-TRANSMISSION Auto</p> <p>HONDA PASSENGER CAR 2000-01</p>
 <p>EM-9170 MOUNT-ENGINE Rear</p> <p>MITSUBISHI PASSENGER CAR 2002-07</p>	 <p>EM-9175 MOUNT-ENGINE Rear</p> <p>ACURA PASSENGER CAR 2002-06 HONDA SPORT UTILITY 2002-06</p>	 <p>EM-9180 MOUNT-ENGINE L & R Front</p> <p>INFINITI PASSENGER CAR 2003-06 NISSAN PASSENGER CAR 2003-09</p>	 <p>EM-9184 MOUNT-ENGINE RH Front</p> <p>CHRYSLER PASSENGER CAR 2001-05 DODGE PASSENGER CAR 2001-05 MITSUBISHI PASSENGER CAR 1999-05</p>
		 <p>EM-9181 MOUNT-ENGINE Front</p> <p>MITSUBISHI PASSENGER CAR 2002-07</p>	

BUYER'S GUIDE

NUMERICAL LISTING - ILLUSTRATIONS

 <p style="text-align: center;">EM-9185 MOUNT-ENGINE Front</p> <p>HONDA PASSENGER CAR 2000-02</p>	 <p style="text-align: center;">EM-9188 MOUNT-ENGINE RH Front</p> <p>mitsubishi PASSENGER CAR 2002-07</p>	<p>EM-9192 (Continued) LEXUS SPORT UTILITY 2000-03</p>  <p style="text-align: center;">EM-9193 MOUNT-ENGINE Front</p> <p>MITSUBISHI PASSENGER CAR 2000-04</p>	 <p style="text-align: center;">EM-9196 MOUNT-TRANSMISSION</p> <p>MAZDA PASSENGER CAR 2004-09</p>
 <p style="text-align: center;">EM-9186 MOUNT-ENGINE L & R Front</p> <p>MITSUBISHI SPORT UTILITY 2001-06</p>	 <p style="text-align: center;">EM-9189 MOUNT-ENGINE RH Front</p> <p>MITSUBISHI PASSENGER CAR 2000-04</p>	 <p style="text-align: center;">EM-9194 MOUNT-ENGINE Rear</p> <p>ACURA PASSENGER CAR 2004-08 HONDA PASSENGER CAR 2003-07</p>	 <p style="text-align: center;">EM-9197 Engine Torque Strut Mount Front</p> <p>LEXUS PASSENGER CAR 2002-06 Engine Torque Strut Front Right</p> <p>TOYOTA PASSENGER CAR 2002-08</p>
 <p style="text-align: center;">EM-9187 MOUNT-ENGINE RH Front</p> <p>CHRYSLER PASSENGER CAR 2001-05 DODGE PASSENGER CAR 2001-05 MITSUBISHI PASSENGER CAR 1999-05</p>	 <p style="text-align: center;">EM-9190# MOUNT-ENGINE RH Front</p> <p>NISSAN PASSENGER CAR 2002-06</p>	 <p style="text-align: center;">EM-9195 Engine Torque Strut Mount Rear</p> <p>MAZDA PASSENGER CAR 2003-05</p>	 <p style="text-align: center;">EM-9200 MOUNT-ENGINE Front</p> <p>NISSAN PASSENGER CAR 2000-06</p>
 <p style="text-align: center;">EM-9192 MOUNT-ENGINE Rear</p> <p style="text-align: center;">(Continued Next Column)</p>			 <p style="text-align: center;">EM-9201 MOUNT-TRANSMISSION</p> <p>MITSUBISHI SPORT UTILITY 2001-06</p>

= Available in the Westar Gold Line

BUYER'S GUIDE

NUMERICAL LISTING - ILLUSTRATIONS

 <p style="text-align: center;">EM-9202 MOUNT-ENGINE Rear</p> <p>HONDA VAN 2000-04</p>	 <p style="text-align: center;">EM-9209 MOUNT-ENGINE Rear</p> <p>NISSAN PASSENGER CAR 2002-06</p>	<p>EM-9212 (Continued)</p> <p>LEXUS SPORT UTILITY 2004-08 TOYOTA PASSENGER CAR 2004-08</p> <p style="text-align: center;">MOUNT-ENGINE Right</p> <p>TOYOTA SPORT UTILITY 2004-07 TOYOTA VAN 2004-06</p> <p style="text-align: center;">MOUNT-ENGINE RH Rear</p> <p>LEXUS PASSENGER CAR 2004-06</p>	 <p style="text-align: center;">EM-9216 MOUNT-TRANSMISSION Auto</p> <p>HONDA PASSENGER CAR 2006-11</p>
 <p style="text-align: center;">EM-9204 MOUNT-TRANSMISSION Manual</p> <p>ACURA PASSENGER CAR 2001-05 HONDA PASSENGER CAR 2001-05</p>	 <p style="text-align: center;">EM-9210 Engine Torque Strut Mount Rear</p> <p>TOYOTA PASSENGER CAR 2007-09</p>	 <p style="text-align: center;">EM-9213 Engine Torque Strut Mount Upper</p> <p>HONDA PASSENGER CAR 2006-11</p>	 <p style="text-align: center;">EM-9217 MOUNT-TRANSMISSION Auto</p> <p>NISSAN PASSENGER CAR 2000-06</p>
 <p style="text-align: center;">EM-9205 MOUNT-TRANSMISSION Auto</p> <p>ACURA PASSENGER CAR 2002-06 HONDA SPORT UTILITY 2002-06</p>	 <p style="text-align: center;">EM-9211 MOUNT-ENGINE Front</p> <p>TOYOTA PASSENGER CAR 2002-08</p>	 <p style="text-align: center;">EM-9214 MOUNT-TRANSMISSION Rear</p> <p>HONDA PASSENGER CAR 2003-07</p>	 <p style="text-align: center;">EM-9218 Engine Torque Strut Mount Lower</p> <p>HONDA PASSENGER CAR 2006-11</p>
 <p style="text-align: center;">EM-9208 MOUNT-ENGINE Rear</p> <p>AUDI PASSENGER CAR 1998-06 SEAT PASSENGER CAR 2001-08 VOLKSWAGEN PASSENGER CAR 1998-09</p>	 <p style="text-align: center;">EM-9212 MOUNT-ENGINE RH Front</p> <p style="text-align: center;">(Continued Next Column)</p>	 <p style="text-align: center;">EM-9215 MOUNT-TRANSMISSION Front</p> <p>ACURA PASSENGER CAR 2004-06 HONDA PASSENGER CAR 2003-07</p>	 <p style="text-align: center;">EM-9219 MOUNT-TRANSMISSION Auto</p> <p>NISSAN PASSENGER CAR 2002-04 NISSAN VAN 2004-06</p>

BUYER'S GUIDE

NUMERICAL LISTING - ILLUSTRATIONS

 <p style="text-align: center;">EM-9220 MOUNT-TRANSMISSION Upper</p> <p>ACURA PASSENGER CAR 2004-08 MOUNT-TRANSMISSION Front Upper HONDA PASSENGER CAR 2003-07</p>	 <p style="text-align: center;">EM-9223# MOUNT-ENGINE Right</p> <p>NISSAN PASSENGER CAR 2002-08 MOUNT-ENGINE MOUNT-ENGINE RH Front NISSAN SPORT UTILITY 2003-07 NISSAN VAN 2004-09 MOUNT-ENGINE Right NISSAN PASSENGER CAR 2005-06</p>	 <p style="text-align: center;">EM-9226 Engine Torque Strut Mount Front</p> <p>TOYOTA VAN 2000-03</p>	 <p style="text-align: center;">EM-9230 MOUNT-TRANSMISSION</p> <p>NISSAN PASSENGER CAR 2007-14</p>
 <p style="text-align: center;">EM-9221 Engine Torque Strut Mount Rear</p> <p>MAZDA PASSENGER CAR 2003-08</p>	 <p style="text-align: center;">EM-9224 MOUNT-TRANSMISSION Auto</p> <p>INFINITI PASSENGER CAR 2000-02</p>	 <p style="text-align: center;">EM-9227 Engine Torque Strut Front Right</p> <p>LEXUS SPORT UTILITY 2004-06 Engine Torque Strut Mount Front TOYOTA SPORT UTILITY 2001-07</p>	 <p style="text-align: center;">EM-9231 Engine Torque Strut Front Right</p> <p>TOYOTA SPORT UTILITY 2001-03</p>
 <p style="text-align: center;">EM-9222 MOUNT-ENGINE Rear</p> <p>MAZDA PASSENGER CAR 2004-13 MAZDA VAN 2006-10 VOLVO PASSENGER CAR 2005-13</p>	 <p style="text-align: center;">EM-9225 MOUNT-TRANSMISSION Upper</p> <p>HONDA PASSENGER CAR 2003-07</p>	 <p style="text-align: center;">EM-9228 Engine Torque Strut Mount Rear</p> <p>CHEVROLET VAN 2015-17 NISSAN PASSENGER CAR 2007-14 NISSAN VAN 2013-17</p>	 <p style="text-align: center;">EM-9232 Engine Torque Strut Mount Right</p> <p>TOYOTA SPORT UTILITY 2006-07 Engine Torque Strut Mount Rear LEXUS SPORT UTILITY 2006-08</p>
 <p style="text-align: center;">EM-9229 MOUNT-ENGINE RH Front</p> <p>NISSAN PASSENGER CAR 2000-06</p>	 <p style="text-align: center;">EM-9233 Engine Torque Strut Mount Front</p> <p>TOYOTA SPORT UTILITY 2004-07</p>		

= Available in the Westar Gold Line

BUYER'S GUIDE

NUMERICAL LISTING - ILLUSTRATIONS

 <p style="text-align: center;">EM-9234 Engine Torque Strut Mount Front</p> <p>TOYOTA SPORT UTILITY 2004-07</p>	 <p style="text-align: center;">EM-9237 MOUNT-ENGINE Right</p> <p>TOYOTA PASSENGER CAR 2007-11 TOYOTA SPORT UTILITY 2009-16 TOYOTA VAN 2011-12</p> <p style="text-align: center;">MOUNT-ENGINE Rear</p> <p>TOYOTA SPORT UTILITY 2014-16</p>	 <p style="text-align: center;">EM-9240 MOUNT-ENGINE L & R Front</p> <p>CHEVROLET SPORT UTILITY 1999-04 SUZUKI SPORT UTILITY 1999-06</p>	<p>EM-9244 (Continued)</p> <p>VOLVO SPORT UTILITY 2003-14 MOUNT-ENGINE Lower Rear</p> <p>VOLVO PASSENGER CAR 1999-10 MOUNT-ENGINE Rear</p> <p>VOLVO SPORT UTILITY 2003-14</p>  <p style="text-align: center;">EM-9245 MOUNT-TRANSMISSION Manual</p> <p>SEAT PASSENGER CAR 2007-08 MOUNT-TRANSMISSION Auto</p> <p>VOLKSWAGEN PASSENGER CAR 2005-15</p>
 <p style="text-align: center;">EM-9235 Engine Torque Strut Front Right</p> <p>TOYOTA SPORT UTILITY 2001-03</p>	 <p style="text-align: center;">EM-9238 MOUNT-ENGINE RH Front</p> <p>LEXUS PASSENGER CAR 2007-12 LEXUS SPORT UTILITY 2007-21 TOYOTA PASSENGER CAR 2005-12 TOYOTA SPORT UTILITY 2009-16 TOYOTA VAN 2007-17</p>	 <p style="text-align: center;">EM-9241 MOUNT-TRANSMISSION</p> <p>CHEVROLET SPORT UTILITY 2000-03 SUZUKI SPORT UTILITY 1999-02</p>	 <p style="text-align: center;">EM-9246 Engine Torque Strut Mount Rear</p> <p>TOYOTA PASSENGER CAR 2007-17</p>
 <p style="text-align: center;">EM-9236 MOUNT-TRANSMISSION Auto</p> <p>LEXUS PASSENGER CAR 2007-18 LEXUS SPORT UTILITY 2010-15</p> <p style="text-align: center;">MOUNT-TRANSMISSION Auto</p> <p>TOYOTA PASSENGER CAR 2007-17 MOUNT-TRANSMISSION</p> <p>TOYOTA SPORT UTILITY 2009-16 TOYOTA VAN 2011-16</p>	 <p style="text-align: center;">EM-9239 MOUNT-ENGINE RH Front</p> <p>LEXUS PASSENGER CAR 2002-03 TOYOTA PASSENGER CAR 2002-06</p> <p style="text-align: center;">MOUNT-ENGINE Right</p> <p>TOYOTA SPORT UTILITY 2001-03</p>	 <p style="text-align: center;">EM-9242 MOUNT-ENGINE RH Front</p> <p>SUZUKI PASSENGER CAR 2000</p>	 <p style="text-align: center;">EM-9247 MOUNT-ENGINE Front</p> <p>ACURA PASSENGER CAR 2004-14 HONDA PASSENGER CAR 2003-07 HONDA VAN 2005-07</p>
		 <p style="text-align: center;">EM-9244 MOUNT-ENGINE L & R Front</p> <p>VOLVO PASSENGER CAR 1999-10 MOUNT-ENGINE Front</p> <p style="text-align: center;">(Continued Next Column)</p>	

BUYER'S GUIDE

NUMERICAL LISTING - ILLUSTRATIONS



EM-9248
MOUNT-ENGINE
Rear

NISSAN PASSENGER CAR 2002-04
NISSAN SPORT UTILITY 2003-07
NISSAN VAN 2004-09



EM-9252
MOUNT-ENGINE
Front

NISSAN PASSENGER CAR 2002-08
NISSAN SPORT UTILITY 2003-07
NISSAN VAN 2004-09



EM-9255
MOUNT-ENGINE
RH Front
MOUNT-ENGINE
Front

DODGE PASSENGER CAR 2005-06
HYUNDAI PASSENGER CAR 2003-05



EM-9258
MOUNT-TRANSMISSION
RH Rear
MOUNT-TRANSMISSION
L & R

AUDI PASSENGER CAR 2000-07
VOLKSWAGEN PASSENGER
CAR 2001-05



EM-9249
Engine Torque Strut Mount
Rear Lower

TOYOTA PASSENGER CAR 2007-17



EM-9253
MOUNT-ENGINE
Front

DODGE PASSENGER CAR 2004-06
HYUNDAI PASSENGER CAR 2003-05



EM-9256
MOUNT-ENGINE
Front

NISSAN SPORT UTILITY 2003-07



EM-9259
MOUNT-ENGINE
LH Front

AUDI PASSENGER CAR 2006-09
VOLKSWAGEN PASSENGER
CAR 2005-14
SUBFRAME MOUNT
FRONT LEFT



EM-9250
MOUNT-ENGINE
Front

HONDA PASSENGER CAR 2007-08



EM-9254
MOUNT-ENGINE
Rear

DODGE PASSENGER CAR 2005-06
HYUNDAI PASSENGER CAR 2003-05



EM-9257
MOUNT-ENGINE
RH Front

AUDI PASSENGER CAR 2006-09
VOLKSWAGEN PASSENGER
CAR 2005-14

SUBFRAME MOUNT
FRONT RIGHT

AUDI PASSENGER CAR 2006-16
VOLKSWAGEN PASSENGER
CAR 2012-18



EM-9251
MOUNT-ENGINE
RH Front

INFINITI PASSENGER CAR 2000-01
NISSAN PASSENGER CAR 2000-01



EM-9260
MOUNT-ENGINE
Front Lower

SEAT PASSENGER CAR 2005-08

MOUNT-ENGINE
LH Front Lower

VOLKSWAGEN PASSENGER
CAR 2005-12

MOUNT-ENGINE
Lower Rear

AUDI PASSENGER CAR 2006-13
VOLKSWAGEN PASSENGER
CAR 2006-12

BUYER'S GUIDE

NUMERICAL LISTING - ILLUSTRATIONS

 <p style="text-align: center;">EM-9261 MOUNT-ENGINE Right</p> <p>AUDI PASSENGER CAR 2004-06 MOUNT-ENGINE RH Front</p> <p>VOLKSWAGEN PASSENGER CAR 1999-05</p>	 <p style="text-align: center;">EM-9264 SUBFRAME MOUNT FRONT LEFT</p> <p>VOLKSWAGEN PASSENGER CAR 1999-05</p>	 <p style="text-align: center;">EM-9271 MOUNT-ENGINE LH Front</p> <p>BMW PASSENGER CAR 1995-03</p>	 <p style="text-align: center;">EM-9278 MOUNT-ENGINE RH Front</p> <p>MITSUBISHI PASSENGER CAR 2004-09</p>
 <p style="text-align: center;">EM-9262 MOUNT-TRANSMISSION Manual</p> <p>AUDI PASSENGER CAR 2006-09 MOUNT-TRANSMISSION Auto</p> <p>SEAT PASSENGER CAR 2005-06 MOUNT-TRANSMISSION</p> <p>VOLKSWAGEN PASSENGER CAR 2006-10</p>	 <p style="text-align: center;">EM-9265 MOUNT-ENGINE L & R Front</p> <p>MERCEDES-BENZ SPORT UTILITY 1999-05</p>	 <p style="text-align: center;">EM-9272 MOUNT-ENGINE RH Front</p> <p>BMW PASSENGER CAR 1995-03</p>	 <p style="text-align: center;">EM-9279 MOUNT-ENGINE RH Front</p> <p>TOYOTA PASSENGER CAR 2007-11</p>
 <p style="text-align: center;">EM-9263 MOUNT-ENGINE LH Front Upper</p> <p>AUDI PASSENGER CAR 2006-13 MOUNT-ENGINE Front Upper</p> <p>SEAT PASSENGER CAR 2005-08 MOUNT-ENGINE LH Front Upper</p> <p>VOLKSWAGEN PASSENGER CAR 2005-12 MOUNT-ENGINE RH Rear</p> <p>VOLKSWAGEN PASSENGER CAR 2005-06</p>	 <p style="text-align: center;">EM-9267 MOUNT-TRANSMISSION</p> <p>MERCEDES-BENZ SPORT UTILITY 1998-05</p>	 <p style="text-align: center;">EM-9276 MOUNT-ENGINE L & R Front</p> <p>BMW PASSENGER CAR 1997-03</p>	 <p style="text-align: center;">EM-9280# MOUNT-ENGINE Front</p> <p>HONDA PASSENGER CAR 2006-11</p>
 <p style="text-align: center;">EM-9268 MOUNT-TRANSMISSION</p> <p>CHRYSLER PASSENGER CAR 2004-08 MERCEDES-BENZ PASSENGER CAR 1996-14</p>	 <p style="text-align: center;">EM-9277 MOUNT-ENGINE LH Front</p> <p>HONDA PASSENGER CAR 2001-05</p>		

= Available in the Westar Gold Line

BUYER'S GUIDE

NUMERICAL LISTING - ILLUSTRATIONS



EM-9281
MOUNT-ENGINE
RH Front

MITSUBISHI PASSENGER CAR 2004-12



EM-9284
MOUNT-TRANSMISSION
Auto

SCION PASSENGER CAR 2004-06
SCION VAN 2004-06
TOYOTA PASSENGER CAR 2001-03



EM-9291
MOUNT-ENGINE
Rear

SAAB PASSENGER CAR 2000-03



EM-9297
MOUNT-ENGINE
RH Front

ACURA PASSENGER CAR 2004-08



EM-9282
MOUNT-ENGINE
RH Front

ACURA PASSENGER CAR 2006-09
HONDA PASSENGER CAR 2006-10



EM-9285
MOUNT-TRANSMISSION
Auto

HONDA PASSENGER CAR 2007-08



EM-9292
Engine Torque Strut Mount
Front

SAAB PASSENGER CAR 2000-09



EM-9298
MOUNT-TRANSMISSION
Rear

ACURA SPORT UTILITY 2003-06
HONDA SPORT UTILITY 2006-08



EM-9283
MOUNT-ENGINE
Rear

AUDI PASSENGER CAR 2006-16
SEAT PASSENGER CAR 2005-08
VOLKSWAGEN PASSENGER CAR 2005-14



EM-9286
MOUNT-TRANSMISSION
Manual

HONDA PASSENGER CAR 2007-08



EM-9295
MOUNT-TRANSMISSION
Manual

HYUNDAI PASSENGER CAR 2003-05



EM-9299
MOUNT-ENGINE
RH Front

ACURA SPORT UTILITY 2003-06
HONDA SPORT UTILITY 2005-08



EM-9287
MOUNT-TRANSMISSION
Manual

AUDI PASSENGER CAR 2005-07
















EM-9296
MOUNT-TRANSMISSION
Auto

HYUNDAI PASSENGER CAR 2003-05














BUYER'S GUIDE

NUMERICAL LISTING - ILLUSTRATIONS

 <p style="text-align: center;">EM-9300 MOUNT-ENGINE Rear</p> <p>ACURA SPORT UTILITY 2001-06 HONDA SPORT UTILITY 2003-08 HONDA TRUCK 2006-14</p>	<p>EM-9303 (Continued) HONDA SPORT UTILITY 2007-11</p>  <p style="text-align: center;">EM-9304 MOUNT-TRANSMISSION</p> <p>MITSUBISHI PASSENGER CAR 2004-12</p>	 <p style="text-align: center;">EM-9307 MOUNT-ENGINE Front</p> <p>HYUNDAI PASSENGER CAR 2003-08</p>	 <p style="text-align: center;">EM-9310 MOUNT-ENGINE Rear</p> <p>HYUNDAI PASSENGER CAR 2006-11 KIA PASSENGER CAR 2006-11</p>
 <p style="text-align: center;">EM-9301 MOUNT-TRANSMISSION Front</p> <p>ACURA SPORT UTILITY 2003-06 HONDA SPORT UTILITY 2006-08 HONDA TRUCK 2006-08</p>	 <p style="text-align: center;">EM-9305 MOUNT-ENGINE Front</p> <p>MITSUBISHI PASSENGER CAR 2004-12 MITSUBISHI SPORT UTILITY 2004-11</p>	 <p style="text-align: center;">EM-9308 MOUNT-TRANSMISSION</p> <p>HYUNDAI PASSENGER CAR 2006-11 KIA PASSENGER CAR 2006-11</p>	 <p style="text-align: center;">EM-9311 MOUNT-ENGINE Front</p> <p>KIA PASSENGER CAR 2006-10</p>
 <p style="text-align: center;">EM-9302 Engine Torque Strut Mount Right Upper</p> <p>HONDA SPORT UTILITY 2007-11</p>	 <p style="text-align: center;">EM-9306 MOUNT-ENGINE Rear</p> <p>HYUNDAI SPORT UTILITY 2005-09 KIA SPORT UTILITY 2005-09</p>	 <p style="text-align: center;">EM-9309 MOUNT-ENGINE Front Lower</p> <p>HYUNDAI PASSENGER CAR 2006-11 KIA PASSENGER CAR 2006-11</p>	 <p style="text-align: center;">EM-9312 MOUNT-ENGINE Front</p> <p>KIA PASSENGER CAR 2004-09</p>
 <p style="text-align: center;">EM-9303 Engine Torque Strut Mount Right Lower</p> <p style="text-align: center;">(Continued Next Column)</p>			







BUYER'S GUIDE

NUMERICAL LISTING - ILLUSTRATIONS

 <p>EM-9313 MOUNT-ENGINE Rear</p> <p>KIA PASSENGER CAR 2004-09</p>	<p>EM-9316 (Continued) HYUNDAI PASSENGER CAR 2007-11</p>  <p>EM-9317 MOUNT-ENGINE Front</p> <p>HYUNDAI PASSENGER CAR 2005-17 KIA PASSENGER CAR 2007-09</p>	 <p>EM-9320 MOUNT-TRANSMISSION Auto</p> <p>KIA SPORT UTILITY 2005-09</p>	 <p>EM-9324 MOUNT-ENGINE Front Upper</p> <p>HYUNDAI PASSENGER CAR 2006-11 KIA PASSENGER CAR 2006-11</p>
 <p>EM-9314 MOUNT-ENGINE Rear</p> <p>HYUNDAI PASSENGER CAR 2003-08</p>	 <p>EM-9318 MOUNT-ENGINE Rear</p> <p>HYUNDAI PASSENGER CAR 2005-10</p>	 <p>EM-9322 MOUNT-ENGINE Front</p> <p>HYUNDAI SPORT UTILITY 2005-09 KIA SPORT UTILITY 2005-09</p>	 <p>EM-9325 MOUNT-ENGINE RH Front</p> <p>KIA PASSENGER CAR 2004-09</p>
 <p>EM-9315 MOUNT-ENGINE Rear</p> <p>HYUNDAI SPORT UTILITY 2007-12</p>	 <p>EM-9319 MOUNT-TRANSMISSION Manual</p> <p>KIA PASSENGER CAR 2004-09</p>	 <p>EM-9323 MOUNT-ENGINE Rear</p> <p>KIA PASSENGER CAR 2005-10</p>	 <p>EM-9326 MOUNT-ENGINE Rear</p> <p>KIA PASSENGER CAR 2004-06</p>
 <p>EM-9316 MOUNT-ENGINE Rear</p> <p>(Continued Next Column)</p>			














BUYER'S GUIDE

NUMERICAL LISTING - ILLUSTRATIONS

 <p>EM-9327 MOUNT-ENGINE Rear Upper</p> <p>KIA PASSENGER CAR 2004-09</p>	 <p>EM-9331 MOUNT-ENGINE L & R Front</p> <p>KIA SPORT UTILITY 2003-06</p>	 <p>EM-9335 MOUNT-ENGINE RH Front</p> <p>KIA PASSENGER CAR 2005-10</p>	<p>EM-9338 (Continued)</p> <p>HYUNDAI SPORT UTILITY 2005-09 KIA SPORT UTILITY 2005-09</p>  <p>EM-9339 MOUNT-TRANSMISSION</p> <p>HYUNDAI PASSENGER CAR 2007-12</p>
 <p>EM-9328 MOUNT-ENGINE Front Upper</p> <p>KIA PASSENGER CAR 2004-09</p>	 <p>EM-9332 MOUNT-ENGINE RH Front</p> <p>KIA PASSENGER CAR 2007-09</p>	 <p>EM-9336 MOUNT-TRANSMISSION Manual</p> <p>KIA SPORT UTILITY 2003-06</p>	 <p>EM-9340 MOUNT-ENGINE RH Front</p> <p>HYUNDAI PASSENGER CAR 2006-11</p>
 <p>EM-9329 MOUNT-ENGINE L & R Front</p> <p>KIA SPORT UTILITY 2007-10</p>	 <p>EM-9333 MOUNT-TRANSMISSION</p> <p>KIA PASSENGER CAR 2007-09</p>	 <p>EM-9337 MOUNT-TRANSMISSION Auto</p> <p>KIA PASSENGER CAR 2004-09</p>	 <p>EM-9341 MOUNT-TRANSMISSION</p> <p>HYUNDAI SPORT UTILITY 2007-12</p>
 <p>EM-9330 MOUNT-ENGINE Rear</p> <p>KIA PASSENGER CAR 2007-09</p>	 <p>EM-9334 MOUNT-TRANSMISSION</p> <p>KIA PASSENGER CAR 2006-10</p>	 <p>EM-9338 MOUNT-ENGINE Front</p> <p>(Continued Next Column)</p>	















BUYER'S GUIDE

NUMERICAL LISTING - ILLUSTRATIONS

 <p>EM-9342 MOUNT-TRANSMISSION</p> <p>KIA PASSENGER CAR 2007-10</p>	<p>EM-9345 (Continued)</p> <p>HYUNDAI PASSENGER CAR 2007-12 MOUNT-ENGINE Right</p> <p>KIA PASSENGER CAR 2010-13</p> 	 <p>EM-9349 MOUNT-TRANSMISSION</p> <p>HYUNDAI VAN 2007-08 KIA VAN 2006-12</p>	 <p>EM-9353 MOUNT-ENGINE RH Front</p> <p>HYUNDAI PASSENGER CAR 2005-11</p>
 <p>EM-9343 MOUNT-ENGINE RH Front</p> <p>HYUNDAI VAN 2007-08 KIA VAN 2006-09</p>	<p>EM-9346 MOUNT-ENGINE RH Front</p> <p>KIA PASSENGER CAR 2003-05</p> 	 <p>EM-9350 MOUNT-TRANSMISSION Auto</p> <p>HYUNDAI PASSENGER CAR 2009</p>	 <p>EM-9354 MOUNT-ENGINE Rear</p> <p>HYUNDAI PASSENGER CAR 2006-17</p>
 <p>EM-9344 MOUNT-ENGINE L & R Front</p> <p>HYUNDAI PASSENGER CAR 2009-12</p>	<p>EM-9347 MOUNT-ENGINE Rear</p> <p>HYUNDAI VAN 2007-08 KIA VAN 2006-14</p> 	 <p>EM-9351 MOUNT-ENGINE Front</p> <p>KIA VAN 2002-05</p>	 <p>EM-9351 MOUNT-ENGINE Front</p> <p>OE: 21811-2D000</p>
 <p>EM-9345 MOUNT-ENGINE RH Front</p> <p>(Continued Next Column)</p>	<p>EM-9348 MOUNT-ENGINE Front</p> <p>HYUNDAI SPORT UTILITY 2007-12</p> 	 <p>EM-9352 MOUNT-ENGINE Rear</p> <p>HYUNDAI PASSENGER CAR 2003-05</p>	<p>EM-9355 MOUNT-ENGINE RH Front</p> <p>HYUNDAI SPORT UTILITY 2007-12</p> <p>MOUNT-ENGINE Right</p> <p>KIA SPORT UTILITY 2011-13</p> 
			<p>EM-9356 MOUNT-TRANSMISSION Auto</p> <p>HYUNDAI PASSENGER CAR 2009-12</p> 

BUYER'S GUIDE

NUMERICAL LISTING - ILLUSTRATIONS

 <p>EM-9357 MOUNT-ENGINE Front</p> <p>HYUNDAI PASSENGER CAR 2009-12</p>	<p>EM-9360 (Continued) KIA PASSENGER CAR 2010-13</p>  <p>EM-9361 MOUNT-TRANSMISSION Auto</p> <p>HYUNDAI PASSENGER CAR 2006-10</p>	 <p>EM-9364 MOUNT-TRANSMISSION Manual</p> <p>HYUNDAI PASSENGER CAR 2005-08</p>	 <p>EM-9368 MOUNT-ENGINE RH Front</p> <p>HYUNDAI SPORT UTILITY 2005-09 KIA SPORT UTILITY 2005-09</p>
 <p>EM-9358 MOUNT-ENGINE RH Front</p> <p>HYUNDAI PASSENGER CAR 2003-06</p>	 <p>EM-9362 MOUNT-ENGINE Front</p> <p>KIA PASSENGER CAR 2006-09</p>	 <p>EM-9366 MOUNT-TRANSMISSION</p> <p>HYUNDAI PASSENGER CAR 2003-08</p>	 <p>EM-9369 MOUNT-TRANSMISSION Manual</p> <p>HYUNDAI PASSENGER CAR 2005-08</p>
 <p>EM-9359 MOUNT-ENGINE Rear</p> <p>KIA VAN 2002-05</p>	 <p>EM-9363 MOUNT-ENGINE RH Front</p> <p>HYUNDAI PASSENGER CAR 2009-10</p>	 <p>EM-9367 MOUNT-TRANSMISSION Manual</p> <p>HYUNDAI PASSENGER CAR 2002-05 KIA PASSENGER CAR 2001-06</p>	 <p>EM-9370 MOUNT-TRANSMISSION</p> <p>HYUNDAI PASSENGER CAR 2006-10</p>
 <p>EM-9360 MOUNT-ENGINE Front</p> <p>(Continued Next Column)</p>			 <p>EM-9371 MOUNT-ENGINE Front</p> <p>(Continued Next Page)</p>

BUYER'S GUIDE

NUMERICAL LISTING - ILLUSTRATIONS

EM-9371 (Continued)

HYUNDAI SPORT UTILITY 2003-06



EM-9372
MOUNT-ENGINE
RH Front

HYUNDAI PASSENGER CAR 2003-08



EM-9373
MOUNT-TRANSMISSION
Auto

HYUNDAI PASSENGER CAR 2002-05
KIA PASSENGER CAR 2001-06



EM-9374
MOUNT-TRANSMISSION
Auto

HYUNDAI SPORT UTILITY 2005-09
KIA SPORT UTILITY 2005-09



EM-9375
MOUNT-ENGINE
Front

HYUNDAI VAN 2007-08
KIA VAN 2006-10



EM-9376
MOUNT-TRANSMISSION

HYUNDAI PASSENGER CAR 2001-08



EM-9377
MOUNT-ENGINE
Front

HYUNDAI PASSENGER CAR 2007-12



EM-9378
MOUNT-TRANSMISSION

HYUNDAI SPORT UTILITY 2005-09
KIA SPORT UTILITY 2005-09



EM-9379
MOUNT-ENGINE
RH Front

HYUNDAI PASSENGER CAR 2006



EM-9380
MOUNT-TRANSMISSION
Manual

HYUNDAI SPORT UTILITY 2005-09
KIA SPORT UTILITY 2005-09



EM-9381
MOUNT-TRANSMISSION
Auto

HYUNDAI PASSENGER CAR 2009-10



EM-9382
MOUNT-ENGINE
Rear

(Continued Next Column)

EM-9382 (Continued)

MITSUBISHI PASSENGER
CAR 2004-12



EM-9383
MOUNT-TRANSMISSION

MITSUBISHI PASSENGER
CAR 2004-06

**MOUNT-TRANSMISSION
Auto**

MITSUBISHI SPORT UTILITY 2004-11



EM-9384
MOUNT-TRANSMISSION
LH

CHRYSLER PASSENGER
CAR 2001-05
DODGE PASSENGER CAR 2001-05
MITSUBISHI PASSENGER
CAR 1999-05



EM-9385
Engine Torque Strut Mount
Upper

ACURA PASSENGER CAR 2006-10
HONDA PASSENGER CAR 2006-10

BUYER'S GUIDE

NUMERICAL LISTING - ILLUSTRATIONS

 <p style="text-align: center;">EM-9386 Engine Torque Strut Mount Lower</p> <p>ACURA PASSENGER CAR 2006-10 HONDA PASSENGER CAR 2006-10</p>	 <p style="text-align: center;">EM-9390 MOUNT-TRANSMISSION Auto</p> <p>PONTIAC PASSENGER CAR 2009-10 TOYOTA PASSENGER CAR 2009-13</p>	 <p style="text-align: center;">EM-9393 MOUNT-ENGINE Rear</p> <p>TOYOTA SPORT UTILITY 2001-05</p>	 <p style="text-align: center;">EM-9397 MOUNT-TRANSMISSION</p> <p>HONDA SPORT UTILITY 2007-11</p>
 <p style="text-align: center;">EM-9387 MOUNT-TRANSMISSION</p> <p>MITSUBISHI PASSENGER CAR 2000-04</p>	 <p style="text-align: center;">EM-9391 MOUNT-ENGINE Front</p> <p>PONTIAC PASSENGER CAR 2009-10 TOYOTA PASSENGER CAR 2009-13</p>	 <p style="text-align: center;">EM-9395 MOUNT-TRANSMISSION Auto</p> <p>INFINITI SPORT UTILITY 2001-03 NISSAN SPORT UTILITY 2001-04</p>	 <p style="text-align: center;">EM-9400 MOUNT-ENGINE Rear</p> <p>PONTIAC PASSENGER CAR 2009-10 TOYOTA PASSENGER CAR 2009-19</p>
 <p style="text-align: center;">EM-9388 Engine Torque Strut Front Right</p> <p>TOYOTA PASSENGER CAR 2000-04</p>	 <p style="text-align: center;">EM-9392 MOUNT-ENGINE Rear</p> <p>CHRYSLER PASSENGER CAR 2000 DODGE PASSENGER CAR 2000</p>	 <p style="text-align: center;">EM-9396 MOUNT-ENGINE Rear</p> <p>ACURA PASSENGER CAR 2002-06 HONDA PASSENGER CAR 2002-05</p>	 <p style="text-align: center;">EM-9401 MOUNT-ENGINE L & R Front</p> <p>VOLKSWAGEN PASSENGER CAR 2006-15</p>
 <p style="text-align: center;">EM-9389 MOUNT-ENGINE RH Front</p> <p>ACURA SPORT UTILITY 2001-02 HONDA SPORT UTILITY 2003-04</p>			 <p style="text-align: center;">EM-9402 MOUNT-ENGINE RH Front</p> <p>AUDI PASSENGER CAR 2010-11</p>

(Continued Next Page)

BUYER'S GUIDE

NUMERICAL LISTING - ILLUSTRATIONS

EM-9402 (Continued)
MOUNT-ENGINE
Front

VOLKSWAGEN PASSENGER
 CAR 2009-11



EM-9403
MOUNT-ENGINE
L & R Front

AUDI PASSENGER CAR 2005-08



EM-9405
MOUNT-ENGINE
Right

AUDI PASSENGER CAR 2006-09
 VOLKSWAGEN PASSENGER
 CAR 2006-15



EM-9406
MOUNT-ENGINE
LH Front

AUDI PASSENGER CAR 2006-11



EM-9407
MOUNT-ENGINE
RH Front

AUDI PASSENGER CAR 2006-11



EM-9408
MOUNT-ENGINE
L & R Front

INFINITI SPORT UTILITY 2001-03
 NISSAN SPORT UTILITY 2001-04



EM-9409
MOUNT-TRANSMISSION
Front

HONDA PASSENGER CAR 2003-05



EM-9410
MOUNT-TRANSMISSION

NISSAN PASSENGER CAR 2004-06

(Continued Next Column)

EM-9410 (Continued)
MOUNT-TRANSMISSION
Auto

NISSAN VAN 2004-09



EM-9411
MOUNT-ENGINE
RH Front

HONDA SPORT UTILITY 2009-15
 HONDA VAN 2005-06



EM-9412
MOUNT-ENGINE
RH Front

PONTIAC PASSENGER CAR 2003-06
 TOYOTA PASSENGER CAR 2003-06



EM-9413
MOUNT-ENGINE
RH Front

ACURA PASSENGER CAR 2002-06
 HONDA PASSENGER CAR 2002-05



EM-9414
MOUNT-TRANSMISSION
MOUNT-TRANSMISSION
Auto

NISSAN PASSENGER CAR 2007-08

NISSAN SPORT UTILITY 2003-07



EM-9415
MOUNT-ENGINE
RH Front

HONDA VAN 2007-17



EM-9416
MOUNT-ENGINE
L & R Front

INFINITI PASSENGER CAR 2003-06
 INFINITI SPORT UTILITY 2003-08



EM-9417
MOUNT-TRANSMISSION
Lower

ACURA PASSENGER CAR 2009-12
 HONDA PASSENGER CAR 2008-12

BUYER'S GUIDE

NUMERICAL LISTING - ILLUSTRATIONS

 <p style="text-align: center;">EM-9418 MOUNT-ENGINE Rear</p> <p>PONTIAC PASSENGER CAR 2003-06 TOYOTA PASSENGER CAR 2003-06</p>	<p>EM-9421 (Continued)</p> <p>LEXUS PASSENGER CAR 2000-01 TOYOTA PASSENGER CAR 2000-03</p>  <p style="text-align: center;">EM-9422 Engine Torque Strut Front Left</p> <p>NISSAN PASSENGER CAR 2007-14</p>	<p>EM-9425 (Continued)</p> <p>TOYOTA SPORT UTILITY 2003-12</p>  <p style="text-align: center;">EM-9426 MOUNT-TRANSMISSION Front</p> <p>ACURA PASSENGER CAR 2004-08 HONDA PASSENGER CAR 2003-07</p>	 <p style="text-align: center;">EM-9429 MOUNT-TRANSMISSION Manual</p> <p>TOYOTA TRUCK 2005-12</p>
 <p style="text-align: center;">EM-9419 MOUNT-ENGINE Front</p> <p>PONTIAC PASSENGER CAR 2009-10 TOYOTA PASSENGER CAR 2009-11</p>	 <p style="text-align: center;">EM-9423 MOUNT-TRANSMISSION Rear</p> <p>HONDA VAN 2005-06</p>	 <p style="text-align: center;">EM-9427 MOUNT-TRANSMISSION Rear</p> <p>HONDA VAN 2007-10</p>	 <p style="text-align: center;">EM-9430 MOUNT-TRANSMISSION Auto</p> <p>TOYOTA TRUCK 2005-12</p>
 <p style="text-align: center;">EM-9420 MOUNT-TRANSMISSION</p> <p>TOYOTA SPORT UTILITY 2001-05</p>	 <p style="text-align: center;">EM-9424 MOUNT-ENGINE Front</p> <p>ACURA PASSENGER CAR 2002-06 HONDA PASSENGER CAR 2002-05 HONDA SPORT UTILITY 2002-05</p>	 <p style="text-align: center;">EM-9428 MOUNT-TRANSMISSION Lower</p> <p>ACURA PASSENGER CAR 2009-12 HONDA PASSENGER CAR 2008-15</p>	 <p style="text-align: center;">EM-9431 MOUNT-ENGINE Rear</p> <p>HONDA VAN 2005-10</p>
 <p style="text-align: center;">EM-9421 MOUNT-ENGINE Rear</p> <p style="text-align: center;">(Continued Next Column)</p>	 <p style="text-align: center;">EM-9425 MOUNT-TRANSMISSION Auto</p> <p style="text-align: center;">(Continued Next Column)</p>	 <p style="text-align: center;">EM-9432 MOUNT-ENGINE RH Front</p> <p>TOYOTA SPORT UTILITY 2001-03</p>	

BUYER'S GUIDE

NUMERICAL LISTING - ILLUSTRATIONS



EM-9433
MOUNT-TRANSMISSION
Manual

ACURA PASSENGER CAR 2002-06
MOUNT-TRANSMISSION

HONDA PASSENGER CAR 2002-05

MOUNT-TRANSMISSION
Manual

HONDA SPORT UTILITY 2002-09



EM-9434
MOUNT-TRANSMISSION
Rear

HONDA PASSENGER CAR 2003-07



EM-9435
MOUNT-TRANSMISSION
Front

ACURA PASSENGER CAR 2004-08



EM-9436
MOUNT-ENGINE
Rear

PONTIAC PASSENGER CAR 2009-10
TOYOTA PASSENGER CAR 2010-11



EM-9437
MOUNT-ENGINE
Rear

HONDA PASSENGER CAR 2007-08



EM-9438
MOUNT-TRANSMISSION
Rear

ACURA PASSENGER CAR 2004-08
HONDA PASSENGER CAR 2003-07



EM-9439
MOUNT-TRANSMISSION
Lower

ACURA PASSENGER CAR 2010-12
HONDA PASSENGER CAR 2008-12



EM-9440
MOUNT-TRANSMISSION
Upper

ACURA PASSENGER CAR 2004-08



EM-9441
MOUNT-ENGINE
Front

ACURA PASSENGER CAR 2000-03
ACURA SPORT UTILITY 2001-06
HONDA SPORT UTILITY 2003-08
HONDA TRUCK 2006-14
HONDA VAN 2000-04



EM-9442
MOUNT-ENGINE
Front

NISSAN PASSENGER CAR 2002-06
NISSAN SPORT UTILITY 2002-07



EM-9443
MOUNT-ENGINE
LH Rear

ACURA PASSENGER CAR 2009-14
HONDA PASSENGER CAR 2008-15



EM-9444
Engine Torque Strut Mount
Front

NISSAN PASSENGER CAR 2007-13



EM-9445
MOUNT-ENGINE
RH Front

HONDA SPORT UTILITY 2003-06

















BUYER'S GUIDE

NUMERICAL LISTING - ILLUSTRATIONS

 <p>EM-9446 MOUNT-ENGINE Rear</p> <p>NISSAN PASSENGER CAR 2007-13</p>	 <p>EM-9450 MOUNT-TRANSMISSION Lower</p> <p>HONDA PASSENGER CAR 2008-12</p>	 <p>EM-9454 Engine Torque Strut Mount Front</p> <p>TOYOTA PASSENGER CAR 2004-09</p>	<p>EM-9457 (Continued)</p> <p>HONDA PASSENGER CAR 2009-15 ACURA PASSENGER CAR 2009-14 HONDA PASSENGER CAR 2008</p>  <p>EM-9458 MOUNT-TRANSMISSION Rear</p> <p>ACURA PASSENGER CAR 2004-06</p>  <p>EM-9459 MOUNT-TRANSMISSION Upper</p> <p>ACURA PASSENGER CAR 2009-14 MOUNT-TRANSMISSION HONDA PASSENGER CAR 2008-15</p>  <p>EM-9460 MOUNT-TRANSMISSION Auto</p> <p>NISSAN PASSENGER CAR 2007-14</p>
 <p>EM-9447 MOUNT-ENGINE RH Front</p> <p>PONTIAC PASSENGER CAR 2009-10 TOYOTA PASSENGER CAR 2009-11</p>	 <p>EM-9451 MOUNT-ENGINE Rear</p> <p>ACURA PASSENGER CAR 2009-14 HONDA PASSENGER CAR 2003-07</p>	 <p>EM-9455 Engine Torque Strut Mount Front</p> <p>TOYOTA PASSENGER CAR 2001-03</p>	
 <p>EM-9448 MOUNT-TRANSMISSION Manual</p> <p>NISSAN PASSENGER CAR 2007-12</p>	 <p>EM-9452 Engine Torque Strut Mount Rear</p> <p>NISSAN PASSENGER CAR 2007-12 NISSAN SPORT UTILITY 2008-13</p>	 <p>EM-9456 Engine Torque Strut Mount Left</p> <p>NISSAN PASSENGER CAR 2007-12</p>	
 <p>EM-9449 MOUNT-ENGINE RH Front</p> <p>PONTIAC PASSENGER CAR 2009-10 TOYOTA PASSENGER CAR 2009-19</p>	 <p>EM-9453 Engine Torque Strut Mount Left</p> <p>NISSAN PASSENGER CAR 2007-12 NISSAN SPORT UTILITY 2008-13</p>	 <p>EM-9457 MOUNT-ENGINE RH Front</p> <p>ACURA PASSENGER CAR 2009-14 MOUNT-ENGINE Right</p> <p>(Continued Next Column)</p>	

















BUYER'S GUIDE

NUMERICAL LISTING - ILLUSTRATIONS

 <p>EM-9461 MOUNT-ENGINE Left</p> <p>MAZDA VAN 2002-06</p>	 <p>EM-9465 MOUNT-TRANSMISSION Auto</p> <p>NISSAN PASSENGER CAR 2007-12</p>	 <p>EM-9469 MOUNT-ENGINE RH Front</p> <p>MAZDA PASSENGER CAR 2000-02</p>	 <p>EM-9473 MOUNT-TRANSMISSION Auto</p> <p>HONDA SPORT UTILITY 2003-09</p>
 <p>EM-9462 MOUNT-TRANSMISSION Auto</p> <p>PONTIAC PASSENGER CAR 2009-10 TOYOTA PASSENGER CAR 2009-10</p>	 <p>EM-9466 MOUNT-ENGINE Front</p> <p>MAZDA PASSENGER CAR 2001-02</p>	 <p>EM-9470 MOUNT-TRANSMISSION Auto</p> <p>HONDA PASSENGER CAR 2001-05</p>	 <p>EM-9474 MOUNT-TRANSMISSION Manual</p> <p>CHEVROLET PASSENGER CAR 2000-02 TOYOTA PASSENGER CAR 2000-02</p>
 <p>EM-9463 MOUNT-TRANSMISSION Lower</p> <p>ACURA PASSENGER CAR 2009-14</p>	 <p>EM-9467 MOUNT-ENGINE Right</p> <p>ACURA PASSENGER CAR 2010-14 HONDA PASSENGER CAR 2008-13</p>	 <p>EM-9471 MOUNT-TRANSMISSION Auto</p> <p>NISSAN PASSENGER CAR 2002-06</p>	 <p>EM-9475 MOUNT-ENGINE RH Front</p> <p>TOYOTA PASSENGER CAR 2002-03</p>
 <p>EM-9464 MOUNT-TRANSMISSION</p> <p>INFINITI PASSENGER CAR 2002-08 INFINITI SPORT UTILITY 2003-08 NISSAN PASSENGER CAR 2003-09</p>	 <p>EM-9468 MOUNT-ENGINE Front</p> <p>MAZDA VAN 2000-06</p>	 <p>EM-9472 MOUNT-ENGINE Rear</p> <p>MAZDA VAN 2000-06</p>	 <p>EM-9477 MOUNT-ENGINE Front</p> <p>TOYOTA SPORT UTILITY 2001-07</p>

















BUYER'S GUIDE

NUMERICAL LISTING - ILLUSTRATIONS

 EM-9478 MOUNT-ENGINE Front MAZDA PASSENGER CAR 1998-02	 EM-9482 MOUNT-TRANSMISSION MOUNT-TRANSMISSION Manual NISSAN SPORT UTILITY 2005-14 NISSAN TRUCK 2005-15	 EM-9487 Engine Torque Strut Mount Lower HONDA PASSENGER CAR 2006-11	 EM-9491 MOUNT-ENGINE Rear PONTIAC PASSENGER CAR 2009-10 TOYOTA PASSENGER CAR 2009-11
 EM-9479 MOUNT-TRANSMISSION Manual HONDA PASSENGER CAR 2003-05	 EM-9483 MOUNT-ENGINE L & R Front NISSAN TRUCK 2005-18	 EM-9488 MOUNT-ENGINE Front ACURA PASSENGER CAR 2009-14 HONDA PASSENGER CAR 2009-15	 EM-9492 Engine Torque Strut Mount Rear TOYOTA PASSENGER CAR 2002-06
 EM-9480 MOUNT-ENGINE Rear MAZDA PASSENGER CAR 2000	 EM-9484 MOUNT-ENGINE Front TOYOTA PASSENGER CAR 2000-05	 EM-9489 MOUNT-ENGINE Rear MITSUBISHI PASSENGER CAR 2008-15	 EM-9494 MOUNT-TRANSMISSION TOYOTA SPORT UTILITY 2003-12 TOYOTA TRUCK 2005-12
 EM-9481 MOUNT-ENGINE Rear MAZDA PASSENGER CAR 2000	 EM-9485 MOUNT-ENGINE Rear CHRYSLER PASSENGER CAR 2003-04 DODGE PASSENGER CAR 2001-05 MITSUBISHI PASSENGER CAR 2000-05	 EM-9490 MOUNT-TRANSMISSION HONDA PASSENGER CAR 2000-09	 EM-9496 MOUNT-ENGINE RH Front HONDA SPORT UTILITY 2007-11

















BUYER'S GUIDE

NUMERICAL LISTING - ILLUSTRATIONS

 <p style="text-align: center;">EM-9497 MOUNT-ENGINE Front</p> <p>SCION PASSENGER CAR 2011-16 SCION VAN 2008-15 TOYOTA SPORT UTILITY 2006-18</p>	 <p style="text-align: center;">EM-9502 MOUNT-ENGINE Rear</p> <p>TOYOTA SPORT UTILITY 2004-05</p>	 <p style="text-align: center;">EM-9509 MOUNT-ENGINE Front</p> <p>TOYOTA SPORT UTILITY 2006-12</p>	 <p style="text-align: center;">EM-9513 MOUNT-ENGINE Rear</p> <p>TOYOTA SPORT UTILITY 2006-12</p>
 <p style="text-align: center;">EM-9498 MOUNT-ENGINE Front</p> <p>TOYOTA SPORT UTILITY 2009-18</p>	 <p style="text-align: center;">EM-9504 Engine Torque Strut Mount Front</p> <p>TOYOTA PASSENGER CAR 2002-03</p>	 <p style="text-align: center;">EM-9510 MOUNT-ENGINE Rear</p> <p> MITSUBISHI PASSENGER CAR 2006-12 MITSUBISHI SPORT UTILITY 2004-11 </p>	 <p style="text-align: center;">EM-9514 MOUNT-ENGINE Front</p> <p> LEXUS PASSENGER CAR 2011-16 TOYOTA PASSENGER CAR 2010-17 </p>
 <p style="text-align: center;">EM-9499 MOUNT-TRANSMISSION</p> <p>TOYOTA SPORT UTILITY 2003-09</p>	 <p style="text-align: center;">EM-9506 MOUNT-ENGINE L & R Front</p> <p> NISSAN SPORT UTILITY 2005-12 NISSAN TRUCK 2005-12 NISSAN VAN 2012-13 </p>	 <p style="text-align: center;">EM-9511 MOUNT-TRANSMISSION</p> <p> LEXUS SPORT UTILITY 2003-07 TOYOTA SPORT UTILITY 2003-09 </p>	 <p style="text-align: center;">EM-9515 MOUNT-TRANSMISSION</p> <p>TOYOTA TRUCK 2000-04</p>
 <p style="text-align: center;">EM-9500 MOUNT-TRANSMISSION Manual</p> <p>TOYOTA TRUCK 2005-15</p>	 <p style="text-align: center;">EM-9507 Engine Torque Strut Mount Rear</p> <p>MAZDA SPORT UTILITY 2007-09</p>	 <p style="text-align: center;">EM-9512 MOUNT-TRANSMISSION</p> <p> HONDA SPORT UTILITY 2009-15 HONDA VAN 2011-13 </p>	 <p style="text-align: center;">EM-9516 MOUNT-TRANSMISSION Upper</p> <p>HONDA PASSENGER CAR 2008-12</p>

















BUYER'S GUIDE

NUMERICAL LISTING - ILLUSTRATIONS

 <p>EM-9518 MOUNT-ENGINE Rear</p> <p>TOYOTA SPORT UTILITY 2006-12</p>	 <p>EM-9523 MOUNT-TRANSMISSION</p> <p>TOYOTA TRUCK 2007-13</p>	 <p>EM-9530 MOUNT-TRANSMISSION Front</p> <p>HONDA VAN 2007-10</p>	 <p>EM-9536 MOUNT-TRANSMISSION Auto</p> <p>MAZDA PASSENGER CAR 2003-08</p>
 <p>EM-9519 MOUNT-TRANSMISSION</p> <p>TOYOTA SPORT UTILITY 2008-09 TOYOTA TRUCK 2007-09</p>	 <p>EM-9525 MOUNT-ENGINE RH Front</p> <p>PONTIAC PASSENGER CAR 2003-06 TOYOTA PASSENGER CAR 2000-06</p>	 <p>EM-9531 MOUNT-ENGINE Right</p> <p>NISSAN PASSENGER CAR 2000-01</p>	 <p>EM-9537 MOUNT-TRANSMISSION</p> <p>MAZDA SPORT UTILITY 2007-14</p>
 <p>EM-9520 MOUNT-TRANSMISSION</p> <p>NISSAN SPORT UTILITY 2005-14 NISSAN TRUCK 2005-15</p>	 <p>EM-9526 MOUNT-TRANSMISSION Auto</p> <p>MAZDA PASSENGER CAR 2007-09</p>	 <p>EM-9534 MOUNT-TRANSMISSION Manual</p> <p>MAZDA PASSENGER CAR 2010-13</p>	 <p>EM-9538 Engine Torque Strut Front Right</p> <p>TOYOTA SPORT UTILITY 2008-10</p>
 <p>EM-9522 MOUNT-TRANSMISSION</p> <p>TOYOTA SPORT UTILITY 2008-17 TOYOTA TRUCK 2007-17</p>	 <p>EM-9527 MOUNT-TRANSMISSION</p> <p>MAZDA VAN 2000-06</p>	 <p>EM-9535 Engine Torque Strut Mount Rear</p> <p>TOYOTA PASSENGER CAR 2005-07</p>	 <p>EM-9539 MOUNT-TRANSMISSION</p> <p>MAZDA PASSENGER CAR 2003-08</p>

BUYER'S GUIDE

NUMERICAL LISTING - ILLUSTRATIONS

 <p>EM-9541 MOUNT-TRANSMISSION TOYOTA PASSENGER CAR 2000-05</p>	 <p>EM-9545 Engine Torque Strut Mount Right NISSAN PASSENGER CAR 2008-17 Engine Torque Strut Mount Front NISSAN SPORT UTILITY 2013-14</p>	 <p>EM-9549 MOUNT-TRANSMISSION TOYOTA SPORT UTILITY 2006-12</p>	 <p>EM-9553 Engine Torque Strut Mount Rear HONDA PASSENGER CAR 2006-11</p>
 <p>EM-9542 MOUNT-ENGINE Front HONDA PASSENGER CAR 2006-10</p>	 <p>EM-9546 Engine Torque Strut Front Right TOYOTA VAN 2007-10</p>	 <p>EM-9550 MOUNT-TRANSMISSION Auto TOYOTA SPORT UTILITY 2006-12</p>	 <p>EM-9554 MOUNT-ENGINE LH Rear HONDA PASSENGER CAR 2008-13</p>
 <p>EM-9543 MOUNT-TRANSMISSION Manual TOYOTA TRUCK 2005-06</p>	 <p>EM-9547 MOUNT-ENGINE Rear NISSAN PASSENGER CAR 2002-06</p>	 <p>EM-9551 Engine Torque Strut Mount Rear INFINITI SPORT UTILITY 2013-15 NISSAN PASSENGER CAR 2008-17 NISSAN SPORT UTILITY 2013-17</p>	 <p>EM-9558 MOUNT-TRANSMISSION AUDI PASSENGER CAR 2005-11</p>
 <p>EM-9544 MOUNT-ENGINE Rear NISSAN PASSENGER CAR 2007-11</p>	 <p>EM-9548 MOUNT-ENGINE Rear NISSAN VAN 2004-08</p>	 <p>EM-9552 MOUNT-TRANSMISSION Auto SUBARU SPORT UTILITY 2003-06</p>	 <p>EM-9559 Engine Torque Strut Mount Front SUBARU SPORT UTILITY 2003-06 Engine Torque Strut Mount Rear SUBARU PASSENGER CAR 2000-09 SUBARU SPORT UTILITY 2005-14</p>










BUYER'S GUIDE

NUMERICAL LISTING - ILLUSTRATIONS

 <p style="text-align: center;">EM-9560 MOUNT-TRANSMISSION Auto</p> <p>SUBARU PASSENGER CAR 2005-09 SUBARU SPORT UTILITY 2005-14</p>	 <p style="text-align: center;">EM-9573 MOUNT-ENGINE Rear</p> <p>NISSAN PASSENGER CAR 2002-06</p>	 <p style="text-align: center;">EM-9577 MOUNT-TRANSMISSION Manual</p> <p>NISSAN PASSENGER CAR 2002-04</p>	 <p style="text-align: center;">EM-9588 Engine Torque Strut Front Right</p> <p>TOYOTA PASSENGER CAR 2010-17</p>
 <p style="text-align: center;">EM-9562 MOUNT-ENGINE L & R Front</p> <p>MERCEDES-BENZ PASSENGER CAR 1998-12</p>	 <p style="text-align: center;">EM-9574 MOUNT-ENGINE Rear</p> <p>TOYOTA PASSENGER CAR 2000-05</p>	 <p style="text-align: center;">EM-9579 Engine Torque Strut Mount Lower</p> <p>VOLVO PASSENGER CAR 1999-05 VOLVO SPORT UTILITY 2003-05</p>	 <p style="text-align: center;">EM-9589 MOUNT-TRANSMISSION Manual</p> <p>NISSAN PASSENGER CAR 2002-03</p>
 <p style="text-align: center;">EM-9566 MOUNT-TRANSMISSION Manual</p> <p>SUBARU PASSENGER CAR 2007-09 SUBARU SPORT UTILITY 2005-09</p>	 <p style="text-align: center;">EM-9575 MOUNT-TRANSMISSION Manual</p> <p>NISSAN PASSENGER CAR 2004-06</p>	 <p style="text-align: center;">EM-9580 MOUNT-ENGINE Rear Upper</p> <p>VOLVO PASSENGER CAR 1999-05 VOLVO SPORT UTILITY 2003-05</p>	 <p style="text-align: center;">EM-9590 MOUNT-ENGINE Rear</p> <p>LEXUS SPORT UTILITY 2004-09 TOYOTA SPORT UTILITY 2009-16</p>
 <p style="text-align: center;">EM-9572 MOUNT-ENGINE Front</p> <p>TOYOTA PASSENGER CAR 2002-03</p>	 <p style="text-align: center;">EM-9576 MOUNT-TRANSMISSION Auto</p> <p>TOYOTA PASSENGER CAR 2002-03</p>	 <p style="text-align: center;">EM-9587 Engine Torque Strut Mount Rear</p> <p>TOYOTA VAN 2011-14</p>	 <p style="text-align: center;">EM-9591 MOUNT-ENGINE Rear</p> <p>TOYOTA SPORT UTILITY 2001-16 TOYOTA VAN 2004-17</p>

BUYER'S GUIDE

NUMERICAL LISTING - ILLUSTRATIONS

 <p style="text-align: center;">EM-9593 Engine Torque Strut Mount Right</p> <p>TOYOTA SPORT UTILITY 2009-16</p>	 <p style="text-align: center;">EM-9601 Engine Torque Strut Mount Rear</p> <p>LEXUS PASSENGER CAR 2007-15</p>	 <p style="text-align: center;">EM-9617 MOUNT-TRANSMISSION</p> <p>HONDA PASSENGER CAR 2006-11</p>	 <p style="text-align: center;">ETK-003 (NEW) ENGINE MOUNT SET</p> <p>CHRYSLER PASSENGER CAR 2003-10</p>
 <p style="text-align: center;">EM-9594 MOUNT-TRANSMISSION Front</p> <p>HONDA TRUCK 2009-14</p>	 <p style="text-align: center;">EM-9610 Engine Torque Strut Mount Right</p> <p>TOYOTA SPORT UTILITY 2009-16</p>	 <p style="text-align: center;">EM-9619 MOUNT-TRANSMISSION Auto</p> <p>TOYOTA SPORT UTILITY 2010</p>	 <p style="text-align: center;">ETK-004 (NEW) ENGINE MOUNT SET</p> <p>HONDA VAN 2000-04</p>
 <p style="text-align: center;">EM-9595 Engine Torque Strut Mount Rear</p> <p>TOYOTA VAN 2011-14</p>	 <p style="text-align: center;">EM-9612 Engine Torque Strut Mount Rear Lower</p> <p>SCION PASSENGER CAR 2008-14</p>	 <p style="text-align: center;">ETK-001 (NEW) ENGINE MOUNT SET</p> <p>FORD PASSENGER CAR 2008-11</p>	 <p style="text-align: center;">ETK-005 (NEW) ENGINE MOUNT SET</p> <p>CADILLAC SPORT UTILITY 2007-14 CHEVROLET SPORT UTILITY 2007-14 CHEVROLET TRUCK 2008-13 GMC SPORT UTILITY 2007-14 GMC TRUCK 2007-14</p>
 <p style="text-align: center;">EM-9599 MOUNT-ENGINE L & R Front</p> <p>TOYOTA SPORT UTILITY 2003-14 TOYOTA TRUCK 2005-11</p>	 <p style="text-align: center;">EM-9613 MOUNT-TRANSMISSION Auto</p> <p>SUZUKI SPORT UTILITY 2006-11</p>	 <p style="text-align: center;">ETK-002 (NEW) ENGINE MOUNT SET</p> <p>CHRYSLER PASSENGER CAR 2003-09</p>	 <p style="text-align: center;">ETK-006 (NEW) ENGINE MOUNT SET</p> <p>CADILLAC SPORT UTILITY 2007-14 CHEVROLET SPORT UTILITY 2007-14 CHEVROLET TRUCK 2008-13 GMC SPORT UTILITY 2007-14</p>

BUYER'S GUIDE

NUMERICAL LISTING - ILLUSTRATIONS

 <p>ETK-007 (NEW) ENGINE MOUNT SET</p> <p>CHEVROLET PASSENGER CAR 2006-11</p>	 <p>ETK-011 (NEW) ENGINE MOUNT SET</p> <p>CHRYSLER VAN 2001-07 DODGE VAN 2001-07</p>	 <p>ETK-015 (NEW) ENGINE MOUNT SET</p> <p>NISSAN PASSENGER CAR 2004-06 NISSAN VAN 2004-09</p>	 <p>ETK-019 (NEW) ENGINE MOUNT SET</p> <p>NISSAN PASSENGER CAR 2002-04</p>
 <p>ETK-008 (NEW) ENGINE MOUNT SET</p> <p>HONDA PASSENGER CAR 2003-07</p>	 <p>ETK-012 (NEW) ENGINE MOUNT SET</p> <p>FORD PASSENGER CAR 2006-09 MERCURY PASSENGER CAR ... 2006-09</p>	 <p>ETK-016 (NEW) ENGINE MOUNT SET</p> <p>CHRYSLER PASSENGER CAR 2002 DODGE PASSENGER CAR 2002-05</p>	 <p>ETK-020 (NEW) ENGINE MOUNT SET</p> <p>NISSAN PASSENGER CAR 2005-06</p>
 <p>ETK-009 (NEW) ENGINE MOUNT SET</p> <p>PONTIAC PASSENGER CAR 2003-06 TOYOTA PASSENGER CAR 2003-06</p>	 <p>ETK-013 (NEW) ENGINE MOUNT SET</p> <p>CHRYSLER SUV 2004-06</p>	 <p>ETK-017 (NEW) ENGINE MOUNT SET</p> <p>CHRYSLER PASSENGER CAR 2000-01 DODGE PASSENGER CAR 2000-01 PLYMOUTH PASSENGER CAR 2000-01</p>	 <p>ETK-021 (NEW) ENGINE MOUNT SET</p> <p>NISSAN PASSENGER CAR 2009-14</p>
 <p>ETK-010 (NEW) ENGINE MOUNT SET</p> <p>HONDA PASSENGER CAR 2006-11</p>	 <p>ETK-014 (NEW) ENGINE MOUNT SET</p> <p>TOYOTA PASSENGER CAR 2002-06</p>	 <p>ETK-018 (NEW) ENGINE MOUNT SET</p> <p>NISSAN PASSENGER CAR 2002-04 NISSAN VAN 2004-06</p>	 <p>ETK-022 (NEW) ENGINE MOUNT SET</p> <p>NISSAN PASSENGER CAR 2007-08 NISSAN SPORT UTILITY 2003-07</p>

BUYER'S GUIDE

NUMERICAL LISTING - ILLUSTRATIONS

 <p>ETK-023 (NEW) ENGINE MOUNT SET</p> <p>NISSAN PASSENGER CAR 2002-06</p>	 <p>ETK-027 (NEW) ENGINE MOUNT SET</p> <p>MAZDA PASSENGER CAR 2004-09</p>	 <p>ETK-031 ENGINE MOUNT SET</p> <p>ACURA PASSENGER CAR 2000-03</p>	 <p>ETK-035 (NEW) ENGINE MOUNT SET</p> <p>CHEVROLET PASSENGER CAR 2000-05</p>
 <p>ETK-024 (NEW) ENGINE MOUNT SET</p> <p>NISSAN PASSENGER CAR 2007-12</p>	 <p>ETK-028 (NEW) ENGINE MOUNT SET</p> <p>MAZDA PASSENGER CAR 2010-13</p>	 <p>ETK-032 (NEW) ENGINE MOUNT SET</p> <p>BUICK PASSENGER CAR 2005-09 PONTIAC PASSENGER CAR 2007-08</p>	 <p>ETK-036 (NEW) ENGINE MOUNT SET</p> <p>BUICK PASSENGER CAR 2000-04</p>
 <p>ETK-025 (NEW) ENGINE MOUNT SET</p> <p>MAZDA VAN 2006-10</p>	 <p>ETK-029 (NEW) ENGINE MOUNT SET</p> <p>MAZDA PASSENGER CAR 2010-13</p>	 <p>ETK-033 (NEW) ENGINE MOUNT SET</p> <p>BUICK PASSENGER CAR 2000-05</p>	 <p>ETK-037 (NEW) ENGINE MOUNT SET</p> <p>CHEVROLET PASSENGER CAR 1998-05</p>
 <p>ETK-026 (NEW) ENGINE MOUNT SET</p> <p>MAZDA PASSENGER CAR 2006-09</p>	 <p>ETK-030 (NEW) ENGINE MOUNT SET</p> <p>HONDA PASSENGER CAR 2000-02</p>	 <p>ETK-034 (NEW) ENGINE MOUNT SET</p> <p>CHEVROLET PASSENGER CAR 2000-05 PONTIAC PASSENGER CAR 1997-03</p>	 <p>ETK-038 (NEW) ENGINE MOUNT SET</p> <p>PONTIAC PASSENGER CAR 2004-06</p>

BUYER'S GUIDE

NUMERICAL LISTING - ILLUSTRATIONS

 <p style="text-align: center;">ETK-039 (NEW) ENGINE MOUNT SET</p> <p>BUICK SPORT UTILITY 2002-07 BUICK VAN 2005-06 CHEVROLET VAN 2005-09 PONTIAC SPORT UTILITY 2001-05 SATURN VAN 2005-06</p>	 <p style="text-align: center;">ETK-043 (NEW) ENGINE MOUNT SET</p> <p>TOYOTA PASSENGER CAR 2007-13</p>	 <p style="text-align: center;">ETK-047 (NEW) ENGINE MOUNT SET</p> <p>FORD SPORT UTILITY 2013-17</p>	 <p style="text-align: center;">ETK-051 (NEW) ENGINE MOUNT SET</p> <p>FORD PASSENGER CAR 2003-11 LINCOLN PASSENGER CAR 2009-11 MERCURY PASSENGER CAR ... 2003-11</p>
 <p style="text-align: center;">ETK-040 (NEW) ENGINE MOUNT SET</p> <p>BUICK VAN 2006-07</p>	 <p style="text-align: center;">ETK-044 (NEW) ENGINE MOUNT SET</p> <p>TOYOTA SPORT UTILITY 2009-15</p>	 <p style="text-align: center;">ETK-048 (NEW) ENGINE MOUNT SET</p> <p>FORD SPORT UTILITY 2013-16</p>	 <p style="text-align: center;">ETK-052 (NEW) ENGINE MOUNT SET</p> <p>CHRYSLER PASSENGER CAR 2007-10 DODGE PASSENGER CAR 2008-10</p>
 <p style="text-align: center;">ETK-041 (NEW) ENGINE MOUNT SET</p> <p>CHEVROLET VAN 2000-05 PONTIAC VAN 2000-05</p>	 <p style="text-align: center;">ETK-045 (NEW) ENGINE MOUNT SET</p> <p>TOYOTA VAN 2011-14</p>	 <p style="text-align: center;">ETK-049 (NEW) ENGINE MOUNT SET</p> <p>BUICK SPORT UTILITY 2009-17 CHEVROLET SPORT UTILITY ... 2009-17 GMC SPORT UTILITY 2009-17 SATURN SUV 2009-10</p>	 <p style="text-align: center;">ETK-053 (NEW) ENGINE MOUNT SET</p> <p>CHRYSLER PASSENGER CAR 2009-10 DODGE PASSENGER CAR 2008-10</p>
 <p style="text-align: center;">ETK-042 (NEW) ENGINE MOUNT SET</p> <p>FORD TRUCK 2009-10 LINCOLN SPORT UTILITY 2008-14</p>	 <p style="text-align: center;">ETK-046 (NEW) ENGINE MOUNT SET</p> <p>TOYOTA VAN 2011-14</p>	 <p style="text-align: center;">ETK-050 (NEW) ENGINE MOUNT SET</p> <p>TOYOTA PASSENGER CAR 2012-17</p>	 <p style="text-align: center;">ETK-054 (NEW) ENGINE MOUNT SET</p> <p>FORD PASSENGER CAR 2000-02 LINCOLN PASSENGER CAR 2000-02 MERCURY PASSENGER CAR ... 2000-02</p>

BUYER'S GUIDE

NUMERICAL LISTING - ILLUSTRATIONS



**ETK-056 (NEW)
ENGINE MOUNT SET**

LINCOLN PASSENGER CAR 2003-08



**ETK-060 (NEW)
ENGINE MOUNT SET**

CHRYSLER VAN 2008-10
DODGE VAN 2008-10
VOLKSWAGEN VAN 2009-10



**ETK-066 (NEW)
ENGINE MOUNT SET**

JEEP SPORT UTILITY 2014-20



**ETK-070 (NEW)
ENGINE MOUNT SET**

KIA PASSENGER CAR 2010-13



**ETK-057 (NEW)
ENGINE MOUNT SET**

CADILLAC SPORT UTILITY 2002-06
CHEVROLET SPORT UTILITY 2002-06
CHEVROLET TRUCK 2000-06



**ETK-061 (NEW)
ENGINE MOUNT SET**

CHRYSLER VAN 2011-16
DODGE VAN 2011-20



**ETK-067 (NEW)
ENGINE MOUNT SET**

JEEP SPORT UTILITY 2011-20



**ETK-071 (NEW)
ENGINE MOUNT SET**

HYUNDAI PASSENGER CAR 2006-11
KIA PASSENGER CAR 2006-14



**ETK-058 (NEW)
ENGINE MOUNT SET**

CADILLAC SPORT UTILITY 2002-06
CHEVROLET SPORT UTILITY 2002-06
CHEVROLET TRUCK 2000-06



**ETK-064 (NEW)
ENGINE MOUNT SET**

JEEP SPORT UTILITY 2005-10



**ETK-068 (NEW)
ENGINE MOUNT SET**

KIA PASSENGER CAR 2001-02



**ETK-072 (NEW)
ENGINE MOUNT SET**

HYUNDAI PASSENGER CAR 2012-14



**ETK-059 (NEW)
ENGINE MOUNT SET**

CHRYSLER VAN 2008-10
DODGE VAN 2008-10
VOLKSWAGEN VAN 2009-10



**ETK-065 (NEW)
ENGINE MOUNT SET**

JEEP SPORT UTILITY 2005-10



**ETK-069 (NEW)
ENGINE MOUNT SET**

KIA PASSENGER CAR 2003-05




**ETK-073 (NEW)
ENGINE MOUNT SET**

HYUNDAI PASSENGER CAR 2012-14
KIA PASSENGER CAR 2014-16

BUYER'S GUIDE

NUMERICAL LISTING - ILLUSTRATIONS

 <p style="text-align: center;">ETK-074 (NEW) ENGINE MOUNT SET</p> <p>BUICK PASSENGER CAR 2006-11 CADILLAC PASSENGER CAR 2006-11</p>	 <p style="text-align: center;">ETK-078 (NEW) ENGINE MOUNT SET</p> <p>CHEVROLET VAN 1996-02 GMC VAN 1996-02</p>	 <p style="text-align: center;">ETK-082 (NEW) ENGINE MOUNT SET</p> <p>AUDI PASSENGER CAR 2000-01 SEAT PASSENGER CAR 2001-08 VOLKSWAGEN PASSENGER CAR 1998-09</p>	 <p style="text-align: center;">ETK-086 (NEW) ENGINE MOUNT SET</p> <p>TOYOTA VAN 2004-06</p>
 <p style="text-align: center;">ETK-075 (NEW) ENGINE MOUNT SET</p> <p>CHEVROLET PASSENGER CAR 2004-11</p>	 <p style="text-align: center;">ETK-079 (NEW) ENGINE MOUNT SET</p> <p>CHEVROLET VAN 2003-17 GMC VAN 2003-17</p>	 <p style="text-align: center;">ETK-083 (NEW) ENGINE MOUNT SET</p> <p>VOLKSWAGEN PASSENGER CAR 1999-05</p>	 <p style="text-align: center;">ETK-087 (NEW) ENGINE MOUNT SET</p> <p>TOYOTA SPORT UTILITY 2008-17 TOYOTA TRUCK 2007-17</p>
 <p style="text-align: center;">ETK-076 (NEW) ENGINE MOUNT SET</p> <p>CHEVROLET VAN 1997-02 GMC VAN 1997-02</p>	 <p style="text-align: center;">ETK-080 (NEW) ENGINE MOUNT SET</p> <p>CHEVROLET VAN 2003-14 GMC VAN 2003-14</p>	 <p style="text-align: center;">ETK-084 (NEW) ENGINE MOUNT SET</p> <p>VOLKSWAGEN PASSENGER CAR 2002-04</p>	 <p style="text-align: center;">ETK-088 (NEW) ENGINE MOUNT SET</p> <p>TOYOTA SPORT UTILITY 2011-17 TOYOTA TRUCK 2011-17</p>
 <p style="text-align: center;">ETK-077 (NEW) ENGINE MOUNT SET</p> <p>CHEVROLET VAN 2003-14 GMC VAN 2003-14</p>	 <p style="text-align: center;">ETK-081 (NEW) ENGINE MOUNT SET</p> <p>VOLKSWAGEN PASSENGER CAR 1999-06</p>	 <p style="text-align: center;">ETK-085 (NEW) ENGINE MOUNT SET</p> <p>TOYOTA VAN 2004-06</p>	 <p style="text-align: center;">ETK-089 (NEW) ENGINE MOUNT SET</p> <p>TOYOTA SPORT UTILITY 2009-13</p>

BUYER'S GUIDE

NUMERICAL LISTING - ILLUSTRATIONS



**ETK-090 (NEW)
ENGINE MOUNT SET**

INFINITI SPORT UTILITY 2004-11
 NISSAN SPORT UTILITY 2004-15
 NISSAN TRUCK 2004-14
 NISSAN VAN 2012-16



**ETK-091 (NEW)
ENGINE MOUNT SET**

INFINITI SPORT UTILITY 2004-11
 NISSAN SPORT UTILITY 2004-15
 NISSAN TRUCK 2004-14



**ETK-092 (NEW)
ENGINE MOUNT SET**

NISSAN SPORT UTILITY 2005-12
 NISSAN TRUCK 2005-15



**ETK-093 (NEW)
ENGINE MOUNT SET**

NISSAN SPORT UTILITY 2005-12
 NISSAN TRUCK 2005-15



**ETK-094 (NEW)
ENGINE MOUNT SET**

FORD SPORT UTILITY 2005-11
 MAZDA SPORT UTILITY 2005-11
 MERCURY SPORT UTILITY 2005-11



**ETK-095 (NEW)
ENGINE MOUNT SET**

HYUNDAI SPORT UTILITY 2005-09
 KIA SPORT UTILITY 2005-09



**ETK-096 (NEW)
ENGINE MOUNT SET**

KIA SPORT UTILITY 2000-02



**ETK-097 (NEW)
ENGINE MOUNT SET**

KIA SPORT UTILITY 2000-02



**ETK-098 (NEW)
ENGINE MOUNT SET**

HYUNDAI SPORT UTILITY 2005-09
 KIA SPORT UTILITY 2005-09



**ETK-099 (NEW)
ENGINE MOUNT SET**

HYUNDAI SPORT UTILITY 2005-09
 KIA SPORT UTILITY 2005-09



**ETK-100 (NEW)
ENGINE MOUNT SET**

JEEP SPORT UTILITY 1997-06



**ETK-101 (NEW)
ENGINE MOUNT SET**

FORD SPORT UTILITY 2018-19



**ETK-102 (NEW)
ENGINE MOUNT SET**

FORD SPORT UTILITY 2018-19



**ETK-103 (NEW)
ENGINE MOUNT SET**

FORD SPORT UTILITY 2013-17



**ETK-104 (NEW)
ENGINE MOUNT SET**

FORD SPORT UTILITY 2013-17



**ETK-105 (NEW)
ENGINE MOUNT SET**

JEEP SPORT UTILITY 2000-04

BUYER'S GUIDE

NUMERICAL LISTING - ILLUSTRATIONS



ETK-106 (NEW)
ENGINE MOUNT SET

JEEP SPORT UTILITY 1999-04



ETK-113 (NEW)
ENGINE MOUNT SET

FORD SPORT UTILITY 2013-15



ETK-110 (NEW)
ENGINE MOUNT SET

FORD SPORT UTILITY 2016-19



ETK-111 (NEW)
ENGINE MOUNT SET

FORD SPORT UTILITY 2016-19



ETK-112 (NEW)
ENGINE MOUNT SET

FORD SPORT UTILITY 2013-15

CROSS REFERENCE

Mfg Part No	Our Part	Mfg Part No	Our Part	Mfg Part No	Our Part	Mfg Part No	Our Part
AC DELCO		ANCHOR (cont.)		ANCHOR (cont.)		ANCHOR (cont.)	
19353727	DS-6503	10126	EM-7414	2242	EM-2242	2321	EM-2321
ANCHOR		10128	EM-7314	2244	EM-2287	2323	EM-2323
10008	EM-7362	10132	EM-7453	2245	EM-2142	2324	EM-2324
10009	EM-7221	10135	EM-7449	2246	EM-2142	2325	EM-2325
10010	EM-7099	10139	EM-7413	2247	EM-2240	2326	EM-2326
10011	EM-7289	10148	EM-7422	2248	EM-2241	2327	EM-2327
10012	EM-5899	10157	EM-7421	2249	EM-2249	2328	EM-2328
10014	EM-7433	2007	EM-2007	2250	EM-2250	2329	EM-2329
10015	EM-7307	2009	EM-2009	2253	EM-2253	2330	EM-2330
10016	EM-5991	2010	EM-2010	2254	EM-2254	2331	EM-2331
10017	EM-7424	2014	EM-2014	2255	EM-2255	2332	EM-2332
10018	EM-7425	2018	EM-2018	2256	EM-2256	2333	EM-2333
10020	EM-7426	2039	EM-2039	2257	EM-2257	2334	EM-2250
10021	EM-7334	2040	EM-2040	2258	EM-2253	2335	EM-2335
10022	EM-7368	2041	EM-2041	2261	EM-2261	2336	EM-2336
10023	EM-7361	2048	EM-2048	2262	EM-2262	2337	EM-2337
10024	EM-7369	2050	EM-2050	2263	EM-2263	2338	EM-2338
10025	EM-7306	2053	EM-2053	2264	EM-2264	2339	EM-2339
10026	EM-7211	2057	EM-2057	2265	EM-2265	2340	EM-2340
10027	EM-7218	2060	EM-2060	2266	EM-2266	2341	EM-2341
10028	EM-7093	2070	EM-2070	2267	EM-2267	2344	EM-2344
10029	EM-7395	2073	EM-2073	2268	EM-2268	2345	EM-2345
10031	EM-5891	2091	EM-2091	2270	EM-2270	2346	EM-2346
10032	EM-7363	2092	EM-2092	2271	EM-2271	2347	EM-2347
10033	EM-7351	2107	EM-2107	2272	EM-2272	2348	EM-2348
10034	EM-7352	2108	EM-2108	2273	EM-2296	2349	EM-2349
10035	EM-7434	2110	EM-2110	2274	EM-2274	2350	EM-2350
10036	EM-7374	2119	EM-2119	2275	EM-2275	2351	EM-2351
10037	EM-7377	2120	EM-2120	2276	EM-2276	2353	EM-2353
10038	EM-7354	2121	EM-2121	2277	EM-2277	2356	EM-2356
10039	EM-7137	2122	EM-2122	2278	EM-2278	2357	EM-2357
10040	EM-7136	2123	EM-2123	2279	EM-2279	2358	EM-2358
10041	EM-7045	2124	EM-2124	2280	EM-2280	2359	EM-2359
10042	EM-7370	2125	EM-2125	2281	EM-2281	2360	EM-2360
10044	EM-5992	2126	EM-2126	2282	EM-2282	2361	EM-2349
10045	EM-7373	2127	EM-2127	2283	EM-2283	2362	EM-2362
10046	EM-7391	2141	EM-2141	2284	EM-2284	2363	EM-2363
10047	EM-7210	2142	EM-2142	2285	EM-2285	2364	EM-2364
10048	EM-5849	2143	EM-2143	2286	EM-2257	2365	EM-2365
10052	EM-7380	2150	EM-2150	2286	EM-2286	2366	EM-2525
10054	EM-7392	2162	EM-2162	2287	EM-2287	2367	EM-2367
10055	EM-9482	2163	EM-2163	2288	EM-2288	2368	EM-2368
10058	EM-7304	2167	EM-2167	2289	EM-2289	2369	EM-2369
10059	EM-7209	2170	EM-2170	2290	EM-2290	2370	EM-2370
10060	EM-7367	2171	EM-2171	2291	EM-2291	2371	EM-2371
10062	EM-7435	2172	EM-2172	2292	EM-2292	2372	EM-2372
10063	EM-7436	2204	EM-2204	2293	EM-2293	2373	EM-2373
10065	EM-7400	2205	EM-2205	2294	EM-2294	2374	EM-2374
10066	EM-7399	2206	EM-2206	2295	EM-2295	2375	EM-2375
10073	EM-7442	2215	EM-2268	2296	EM-2296	2376	EM-2376
10075	EM-7401	2216	EM-2216	2297	EM-2297	2377	EM-2370
10076	EM-7310	2217	EM-2217	2298	EM-2298	2378	EM-2378
10078	EM-7058	2218	EM-2218	2299	EM-2299	2379	EM-2379
10088	EM-7223	2219	EM-2219	2300	EM-2512	2380	EM-2328
10090	EM-7443	2220	EM-2220	2301	EM-2301	2381	EM-2381
10091	EM-7419	2221	EM-2221	2302	EM-2302	2382	EM-2382
10092	EM-7381	2222	EM-2222	2303	EM-2303	2383	EM-2382
10094	EM-7404	2223	EM-2223	2304	EM-2304	2384	EM-2384
10101	EM-7444	2225	EM-2225	2305	EM-2305	2385	EM-2385
10102	EM-7445	2226	EM-2226	2306	EM-2306	2386	EM-2387
10103	EM-7004	2227	EM-2227	2307	EM-2307	2387	EM-2387
10106	EM-5173	2228	EM-2228	2309	EM-2309	2388	EM-2388
10108	EM-7452	2231	EM-2231	2310	EM-2310	2389	EM-2389
10111	EM-7446	2234	EM-2234	2311	EM-2311	2390	EM-2389
10115	EM-7428	2235	EM-2235	2314	EM-2369	2391	EM-2391
10116	EM-7429	2236	EM-2349	2316	EM-2316	2392	EM-2392
10119	EM-7447	2238	EM-2238	2317	EM-2317	2393	EM-2393
10122	EM-7415	2240	EM-2240	2319	EM-2319	2394	EM-2394
10125	EM-7213	2241	EM-2241	2320	EM-2320	2395	EM-2395

CROSS REFERENCE

Mfg Part No	Our Part	Mfg Part No	Our Part	Mfg Part No	Our Part	Mfg Part No	Our Part
ANCHOR (cont.)		ANCHOR (cont.)		ANCHOR (cont.)		ANCHOR (cont.)	
2396	EM-2396	2477	EM-2477	2546	EM-2458	2641	EM-2641
2400	EM-2400	2478	EM-2381	2547	EM-2457	2642	EM-2642
2401	EM-2401	2479	EM-2457	2548	EM-2548	2643	EM-2643
2402	EM-2402	2480	EM-2458	2549	EM-2549	2644	EM-2644
2403	EM-2403	2481	EM-2457	2550	EM-2550	2645	EM-2645
2404	EM-2404	2482	EM-2457	2551	EM-2551	2646	EM-2646
2405	EM-2405	2483	EM-2458	2552	EM-2551	2647	EM-2646
2406	EM-2406	2484	EM-2458	2553	EM-2553	2648	EM-2815
2407	EM-2407	2485	EM-2458	2554	EM-2551	2649	EM-2649
2408	EM-2408	2486	EM-2458	2555	EM-2555	2650	EM-2650
2409	EM-2409	2487	EM-2487	2556	EM-2556	2651	EM-2651
2410	EM-2410	2488	EM-2488	2557	EM-2557	2652	EM-2652
2413	EM-2413	2489	EM-2489	2558	EM-2558	2653	EM-2653
2414	EM-2414	2490	EM-2490	2559	EM-2559	2654	EM-2654
2415	EM-2415	2491	EM-2491	2560	EM-2557	2655	EM-2655
2417	EM-2417	2492	EM-2492	2561	EM-2528	2656	EM-2656
2418	EM-2418	2493	EM-2493	2562	EM-2562	2657	EM-2657
2419	EM-2419	2494	EM-2494	2563	EM-2563	2658	EM-2658
2420	EM-2420	2495	EM-2495	2564	EM-2564	2659	EM-2659
2421	EM-2421	2496	EM-2496	2565	EM-2565	2660	EM-2660
2424	EM-2424	2497	EM-2497	2566	EM-2566	2661	EM-2661
2425	EM-2425	2498	EM-2498	2567	EM-2567	2662	EM-2662
2426	EM-2426	2499	EM-2499	2568	EM-2568	2663	EM-2663
2427	EM-2427	2500	EM-2500	2569	EM-2569	2664	EM-2664
2428	EM-2428	2501	EM-2501	2570	EM-2570	2665	EM-2665
2429	EM-2429	2502	EM-2502	2571	EM-2571	2666	EM-2639
2433	EM-2433	2503	EM-2503	2572	EM-2572	2667	EM-2667
2434	EM-2434	2504	EM-2504	2573	EM-2528	2668	EM-2668
2435	EM-2436	2505	EM-2505	2600	EM-2600	2669	EM-2657
2436	EM-2436	2506	EM-2506	2601	EM-2601	2670	EM-2658
2437	EM-2437	2507	EM-2395	2602	EM-2601	2671	EM-2671
2438	EM-2438	2508	EM-2508	2603	EM-2601	2672	EM-2394
2439	EM-2439	2509	EM-2436	2604	EM-2601	2673	EM-2673
2440	EM-2440	2510	EM-2510	2605	EM-2601	2674	EM-2674
2441	EM-2441	2511	EM-2466	2606	EM-2601	2675	EM-2675
2442	EM-2442	2512	EM-2512	2607	EM-2601	2676	EM-2676
2444	EM-2444	2513	EM-2513	2608	EM-2601	2677	EM-2677
2445	EM-2445	2514	EM-2515	2609	EM-2609	2678	EM-2678
2446	EM-2446	2515	EM-2515	2610	EM-2538	2679	EM-2679
2447	EM-2447	2516	EM-2394	2611	EM-2538	2680	EM-2680
2448	EM-2448	2517	EM-2292	2612	EM-2538	2681	EM-2681
2449	EM-2449	2518	EM-2501	2613	EM-2538	2682	EM-2682
2450	EM-2451	2519	EM-2500	2614	EM-2601	2683	EM-2683
2451	EM-2451	2520	EM-2501	2615	EM-2615	2684	EM-2684
2452	EM-2452	2521	EM-2500	2616	EM-2616	2685	EM-2685
2453	EM-2453	2522	EM-2501	2617	EM-2617	2686	EM-2686
2454	EM-2454	2523	EM-2500	2618	EM-2618	2687	EM-2687
2455	EM-2600	2524	EM-2524	2619	EM-2619	2688	EM-2688
2456	EM-2456	2525	EM-2525	2620	EM-2620	2689	EM-2689
2457	EM-2457	2526	EM-2528	2621	EM-2621	2690	EM-2690
2458	EM-2458	2527	EM-2528	2622	EM-2622	2691	EM-2691
2459	EM-2459	2528	EM-2528	2623	EM-2623	2692	EM-2692
2460	EM-2460	2529	EM-2497	2624	EM-2624	2693	EM-2693
2461	EM-2461	2530	EM-2388	2625	EM-2625	2694	EM-2812
2462	EM-2462	2531	EM-2531	2626	EM-2626	2695	EM-2813
2463	EM-2463	2532	EM-2532	2627	EM-2627	2696	EM-2696
2464	EM-2464	2533	EM-2533	2628	EM-2628	2697	EM-2697
2465	EM-2436	2534	EM-2534	2629	EM-2629	2698	EM-2698
2466	EM-2466	2535	EM-2436	2630	EM-2630	2707	EM-2707
2467	EM-2467	2536	EM-2536	2631	EM-2631	2708	EM-2708
2468	EM-2469	2537	EM-2537	2632	EM-2632	2709	EM-2709
2469	EM-2469	2538	EM-2538	2633	EM-2633	2710	EM-2710
2470	EM-2470	2539	EM-2538	2634	EM-2634	2711	EM-2711
2471	EM-2471	2540	EM-2538	2635	EM-2635	2712	EM-2712
2472	EM-2472	2541	EM-2538	2636	EM-2636	2713	EM-2713
2473	EM-2473	2542	EM-2538	2637	EM-2637	2714	EM-2714
2474	EM-2474	2543	EM-2543	2638	EM-2638	2715	EM-2715
2475	EM-2549	2544	EM-2531	2639	EM-2639	2716	EM-2716
2476	EM-2550	2545	EM-2457	2640	EM-2640	2717	EM-2717

CROSS REFERENCE

Mfg Part No	Our Part	Mfg Part No	Our Part	Mfg Part No	Our Part	Mfg Part No	Our Part
ANCHOR (cont.)		ANCHOR (cont.)		ANCHOR (cont.)		ANCHOR (cont.)	
2718	EM-2718	2790	EM-2790	2859	EM-2859	2928	EM-2928
2719	EM-2719	2791	EM-2791	2860	EM-2860	2929	EM-2929
2720	EM-2720	2792	EM-2792	2861	EM-2861	2930	EM-2930
2721	EM-2721	2793	EM-2793	2862	EM-2862	2931	EM-2931
2722	EM-2722	2794	EM-2794	2863	EM-2863	2932	EM-2932
2723	EM-2723	2795	EM-2795	2864	EM-2864	2933	EM-2933
2724	EM-2724	2796	EM-2796	2865	EM-2822	2934	EM-2934
2725	EM-2725	2797	EM-2797	2866	EM-2866	2935	EM-2935
2726	EM-2726	2798	EM-2798	2867	EM-2867	2936	EM-2936
2727	EM-2727	2799	EM-2799	2868	EM-2868	2937	EM-2853
2728	EM-2728	2800	EM-2800	2869	EM-2869	2938	EM-2938
2730	EM-2730	2801	EM-2801	2870	EM-2870	2939	EM-2939
2731	EM-2731	2802	EM-2802	2871	EM-2871	2940	EM-2940
2732	EM-2731	2803	EM-2803	2872	EM-2872	2941	EM-2941
2733	EM-2733	2804	EM-2804	2873	EM-2873	2942	EM-2942
2734	EM-2734	2805	EM-2805	2874	EM-2874	2943	EM-2943
2735	EM-2735	2806	EM-2806	2875	EM-2875	2944	EM-2944
2736	EM-2736	2807	EM-2807	2876	EM-2876	2945	EM-2945
2737	EM-2737	2808	EM-2808	2877	EM-2622	2946	EM-2960
2738	EM-2738	2809	EM-2809	2878	EM-2878	2947	EM-2947
2739	EM-2739	2810	EM-2810	2879	EM-2879	2948	EM-2948
2740	EM-2740	2811	EM-2811	2880	EM-2880	2949	EM-2949
2741	EM-2741	2812	EM-2812	2881	EM-2881	2950	EM-2950
2742	EM-2742	2813	EM-2813	2882	EM-2882	2951	EM-2951
2743	EM-2743	2814	EM-2814	2883	EM-2883	2952	EM-2952
2744	EM-2744	2815	EM-2815	2884	EM-2884	2953	EM-2953
2745	EM-2745	2816	EM-2816	2885	EM-2885	2954	EM-2954
2746	EM-2746	2817	EM-2817	2886	EM-2886	2955	EM-2955
2747	EM-2747	2818	EM-2818	2887	EM-2887	2956	EM-2956
2748	EM-2748	2819	EM-2819	2888	EM-2888	2957	EM-2957
2749	EM-2749	2820	EM-2820	2889	EM-2889	2958	EM-2958
2750	EM-2750	2821	EM-2821	2890	EM-2890	2959	EM-2959
2751	EM-2751	2822	EM-2822	2891	EM-2638	2960	EM-2960
2752	EM-2752	2823	EM-2823	2892	EM-2892	2961	EM-2961
2753	EM-2753	2824	EM-2824	2893	EM-2893	2962	EM-2962
2754	EM-2754	2825	EM-2825	2894	EM-2894	2963	EM-2963
2755	EM-2755	2826	EM-2826	2895	EM-2895	2964	EM-2964
2756	EM-2756	2827	EM-2827	2896	EM-2896	2965	EM-2965
2759	EM-2759	2828	EM-2828	2897	EM-2897	2966	EM-2966
2760	EM-2760	2829	EM-2829	2898	EM-2898	2967	EM-2967
2761	EM-2761	2830	EM-2830	2899	EM-2899	2968	EM-2968
2762	EM-2762	2831	EM-2831	2900	EM-2900	2969	EM-2969
2763	EM-2763	2832	EM-2832	2901	EM-2901	2970	EM-2970
2764	EM-2764	2833	EM-2833	2902	EM-2902	2971	EM-2971
2765	EM-2765	2834	EM-2834	2903	EM-2903	2972	EM-2972
2766	EM-2766	2835	EM-2835	2904	EM-2904	2973	EM-2973
2767	EM-2767	2836	EM-2836	2905	EM-2905	2974	EM-2974
2768	EM-2768	2837	EM-2837	2906	EM-2987	2975	EM-2975
2769	EM-2769	2838	EM-2838	2907	EM-2907	2977	EM-2977
2770	EM-2770	2839	EM-2839	2908	EM-2908	2978	EM-2978
2771	EM-2771	2840	EM-2840	2909	EM-2909	2979	EM-2979
2772	EM-2772	2841	EM-2841	2910	EM-2910	2980	EM-2980
2773	EM-2773	2842	EM-2842	2911	EM-2911	2981	EM-2981
2774	EM-2774	2843	EM-2843	2912	EM-2912	2982	EM-2982
2775	EM-2775	2844	EM-2844	2913	EM-2913	2983	EM-2983
2776	EM-2776	2845	EM-2845	2914	EM-2914	2984	EM-2984
2777	EM-2777	2846	EM-2846	2915	EM-2915	2985	EM-2985
2778	EM-2778	2847	EM-2847	2916	EM-2916	2986	EM-2986
2779	EM-2779	2848	EM-2848	2917	EM-2917	2987	EM-2987
2780	EM-2780	2849	EM-2849	2918	EM-2918	2988	EM-2988
2781	EM-2781	2850	EM-2850	2919	EM-2919	2989	EM-2989
2782	EM-2782	2851	EM-2851	2920	EM-2920	2990	EM-2990
2783	EM-2783	2852	EM-2852	2921	EM-2921	2991	EM-2991
2784	EM-2784	2853	EM-2853	2922	EM-2922	2992	EM-2992
2785	EM-2785	2854	EM-2854	2923	EM-2923	2993	EM-2993
2786	EM-2786	2855	EM-2855	2924	EM-2924	2994	EM-2994
2787	EM-2351	2856	EM-2856	2925	EM-2925	2995	EM-2995
2788	EM-2788	2857	EM-2857	2926	EM-2926	2996	EM-2996
2789	EM-2789	2858	EM-2858	2927	EM-2927	2997	EM-2997

CROSS REFERENCE

Mfg Part No	Our Part	Mfg Part No	Our Part	Mfg Part No	Our Part	Mfg Part No	Our Part
ANCHOR (cont.)		ANCHOR (cont.)		ANCHOR (cont.)		ANCHOR (cont.)	
2998	EM-2998	3067	EM-3067	3136	EM-3136	3205	EM-4040
2999	EM-2999	3068	EM-3068	3137	EM-3137	3206	EM-4038
3000	EM-3000	3069	EM-3069	3138	EM-3138	3207	EM-4039
3001	EM-3001	3070	EM-3070	3139	EM-3139	3208	EM-4035
3002	EM-3002	3071	EM-3071	3140	EM-3140	3209	EM-4037
3003	EM-3003	3072	EM-3072	3141	EM-3141	3210	EM-4033
3004	EM-3004	3073	EM-3073	3142	EM-3142	3211	EM-5583
3005	EM-3005	3074	EM-3074	3143	EM-3143	3212	EM-4045
3006	EM-3006	3075	EM-3075	3144	EM-3144	3213	EM-4046
3007	EM-3007	3076	EM-3076	3145	EM-3145	3214	EM-4057
3008	EM-3008	3077	EM-3077	3146	EM-3146	3215	EM-4019
3009	EM-3009	3078	EM-3078	3147	EM-3147	3216	EM-4146
3010	EM-3010	3079	EM-3079	3148	EM-3148	3217	EM-4050
3011	EM-3011	3080	EM-3080	3149	EM-3149	3218	EM-4055
3012	EM-3012	3081	EM-3081	3150	EM-3150	3219	EM-4056
3013	EM-3013	3082	EM-3082	3151	EM-3151	3220	EM-4059
3014	EM-3014	3083	EM-3083	3152	EM-3152	3221	EM-4044
3015	EM-3015	3084	EM-3084	3153	EM-3153	3222	EM-4071
3016	EM-3016	3085	EM-3085	3154	EM-3154	3223	EM-4076
3017	EM-3017	3086	EM-3086	3155	EM-3155	3224	EM-4072
3018	EM-3018	3087	EM-3087	3156	EM-3156	3225	EM-4053
3019	EM-3019	3088	EM-3088	3157	EM-3157	3226	EM-4054
3020	EM-3020	3089	EM-3089	3158	EM-3158	3227	EM-4077
3021	EM-3021	3090	EM-3090	3159	EM-3159	3228	EM-4013
3022	EM-3022	3091	EM-3091	3160	EM-3160	3229	EM-4078
3023	EM-3023	3092	EM-3092	3161	EM-3161	3230	EM-4079
3024	EM-3024	3093	EM-3093	3162	EM-3162	3231	EM-4073
3025	EM-3025	3094	EM-3094	3163	EM-5587	3232	EM-4000
3026	EM-3026	3095	EM-3095	3164	EM-5380	3233	EM-3142
3027	EM-3027	3096	EM-3096	3165	EM-3165	3234	EM-4080
3028	EM-3028	3097	EM-3097	3166	EM-3166	3235	EM-4081
3029	EM-3029	3098	EM-3098	3167	EM-3167	3236	EM-4119
3030	EM-3030	3099	EM-3099	3168	EM-3168	3237	EM-4120
3031	EM-3031	3100	EM-3100	3169	EM-5692	3238	EM-4121
3032	EM-3032	3101	EM-3101	3170	EM-5588	3239	EM-4122
3033	EM-3033	3102	EM-3102	3171	EM-4002	3240	EM-4129
3034	EM-3034	3103	EM-3103	3172	EM-3172	3241	EM-4106
3035	EM-3035	3104	EM-3104	3173	EM-5424	3242	EM-4061
3036	EM-3036	3105	EM-3105	3174	EM-5425	3243	EM-4185
3037	EM-3037	3106	EM-3106	3175	EM-3175	3244	EM-4124
3038	EM-3038	3107	EM-3107	3176	EM-5353	3245	EM-4027
3039	EM-3039	3108	EM-3108	3177	EM-3177	3246	EM-4107
3040	EM-3040	3109	EM-3109	3178	EM-5354	3247	EM-4125
3041	EM-3041	3110	EM-3110	3179	EM-3179	3248	EM-4062
3042	EM-3042	3111	EM-3111	3180	EM-5427	3249	EM-4156
3043	EM-3043	3112	EM-3112	3181	EM-5085	3250	EM-4029
3044	EM-3044	3113	EM-3113	3182	EM-4028	3251	EM-5694
3045	EM-3045	3114	EM-3114	3183	EM-3183	3252	EM-5693
3046	EM-3046	3115	EM-3115	3184	EM-5659	3253	EM-4074
3047	EM-3047	3116	EM-3116	3185	EM-5660	3254	EM-4018
3048	EM-3048	3117	EM-3117	3186	EM-4012	3255	EM-4138
3049	EM-3049	3118	EM-3118	3187	EM-5661	3256	EM-4132
3050	EM-3050	3119	EM-3119	3188	EM-5428	3257	EM-4153
3051	EM-3051	3120	EM-3120	3189	EM-3189	3258	EM-4117
3052	EM-3052	3121	EM-3121	3190	EM-3190	3259	EM-4154
3053	EM-3053	3122	EM-3122	3191	EM-4036	3260	EM-4108
3054	EM-3054	3123	EM-3123	3192	EM-3192	3261	EM-4164
3055	EM-3055	3124	EM-3124	3193	EM-3193	3262	EM-4150
3056	EM-3056	3125	EM-3125	3194	EM-3194	3263	EM-4155
3057	EM-3057	3126	EM-3126	3195	EM-3195	3264	EM-4159
3058	EM-3058	3127	EM-3127	3196	EM-3196	3265	EM-4049
3059	EM-3059	3128	EM-3128	3197	EM-3197	3266	EM-4221
3060	EM-3060	3129	EM-3129	3198	EM-3198	3267	EM-4134
3061	EM-3061	3130	EM-3130	3199	EM-3199	3268	EM-4047
3062	EM-3062	3131	EM-3131	3200	EM-3200	3269	EM-4135
3063	EM-3063	3132	EM-3132	3201	EM-3201	3270	EM-4218
3064	EM-3064	3133	EM-3133	3202	EM-3202	3271	EM-4114
3065	EM-3065	3134	EM-3134	3203	EM-4034	3272	EM-4220
3066	EM-3066	3135	EM-3135	3204	EM-5377	3273	EM-4139

CROSS REFERENCE

Mfg Part No	Our Part	Mfg Part No	Our Part	Mfg Part No	Our Part	Mfg Part No	Our Part
ANCHOR (cont.)		ANCHOR (cont.)		ANCHOR (cont.)		ANCHOR (cont.)	
3274	EM-4113	3344	EM-4182	3416	EM-4274	6052	DS-6052
3275	EM-4173	3345	EM-4167	3417	EM-4273	6053	DS-6053
3276	EM-4174	3346	EM-4183	3418	EM-4275	6056	DS-6056
3277	EM-4123	3347	EM-4205	3419	EM-4277	6061	DS-6061
3278	EM-4319	3348	EM-4254	3420	EM-4144	6062	DS-6062
3279	EM-4161	3349	EM-4237	3421	EM-4084	6063	DS-6063
3280	EM-4168	3350	EM-4238	3422	EM-4085	6064	DS-6064
3281	EM-4115	3351	EM-4255	3423	EM-4313	6065	DS-6065
3282	EM-4116	3352	EM-4256	3425	EM-4316	6066	DS-6066
3283	EM-4224	3353	EM-4128	3426	EM-4086	6067	DS-6500
3284	EM-4024	3354	EM-4104	3427	EM-4314	6068	DS-6068
3285	EM-7044	3355	EM-4101	3428	EM-4291	6069	DS-6069
3286	EM-4225	3356	EM-4103	3429	EM-4289	6070	DS-6070
3287	EM-4226	3357	EM-4102	3431	EM-4030	6071	DS-6071
3288	EM-4160	3358	EM-4258	3432	EM-4328	6072	DS-6072
3289	EM-4163	3359	EM-4231	3433	EM-4327	6073	DS-5225
3290	EM-4249	3360	EM-4232	3435	EM-4070	6074	DS-5227
3291	EM-4158	3361	EM-4259	3439	EM-4337	6075	DS-5223
3292	EM-5475	3362	EM-4260	3441	EM-4287	6076	DS-6076
3293	EM-4227	3363	EM-4261	3442	EM-4342	6077	DS-6077
3294	EM-4230	3364	EM-4239	3443	EM-4343	6078	DS-6078
3295	EM-4149	3365	EM-4189	3444	EM-4344	6079	DS-6079
3296	EM-4241	3366	EM-4067	3448	EM-4133	6080	DS-6505
3297	EM-4172	3367	EM-4222	3449	EM-4330	6080	DS-6507
3298	EM-4228	3368	EM-4296	3450	EM-4329	6081	DS-6504
3299	EM-4043	3369	EM-4263	3451	EM-4335	6081	DS-6506
3300	EM-4040	3370	EM-4130	3454	EM-4331	6082	DS-5229
3301	EM-4175	3371	EM-4143	3455	EM-4332	6083	DS-5228
3302	EM-4111	3372	EM-4142	3456	EM-4334	6084	DS-5230
3303	EM-4223	3374	EM-4262	3457	EM-4333	6085	DS-6085
3304	EM-4229	3375	EM-7115	3459	EM-4336	6086	DS-6086
3305	EM-4209	3376	EM-4060	3460	EM-4356	6087	DS-6095
3306	EM-4208	3377	EM-4292	3461	EM-4109	6088	DS-5236
3307	EM-4192	3378	EM-4264	3467	EM-4359	6089	DS-6517
3308	EM-4193	3379	EM-4265	3476	EM-4361	6090	DS-6518
3309	EM-4194	3380	EM-4266	3481	EM-4185	6091	DS-6510
3310	EM-4195	3381	EM-4021	3482	EM-4082	6092	DS-6092
3311	EM-4196	3382	EM-4022	3483	EM-4095	6093	DS-6509
3312	EM-4100	3383	EM-5551	3484	EM-5583G	6094	DS-6501
3313	EM-4105	3384	EM-5578	3486	EM-4288	6095	DS-6513
3315	EM-4250	3385	EM-4240	3487	EM-4380	6096	DS-6042
3316	EM-4176	3386	EM-4308	3490	EM-4397	6098	DS-6098
3317	EM-4177	3387	EM-4309	3495	EM-4401	6099	DS-6519
3318	EM-4210	3388	EM-4306	3496	EM-4365	6100	DS-6072
3319	EM-4211	3389	EM-4295	3499	EM-4404	6101	DS-6515
3320	EM-4212	3390	EM-4303	3502	EM-4117	6102	DS-5235
3321	EM-4213	3391	EM-4307	3503	EM-4416	6103	DS-6524
3322	EM-4214	3392	EM-4298	3504	EM-4379	6104	DS-6503
3323	EM-4215	3393	EM-4324	3506	EM-4405	6105	DS-6547
3324	EM-4216	3394	EM-4326	3507	EM-4423	6106	DS-6531
3325	EM-4217	3396	EM-4311	3517	EM-4433	6107	DS-6502
3326	EM-4198	3397	EM-4310	3519	EM-4415	6109	DS-6516
3327	EM-4251	3398	EM-4188	3525	EM-4437	6110	DS-6532
3328	EM-4248	3399	EM-4293	3528	EM-4419	6111	DS-6533
3329	EM-4184	3400	EM-4312	3529	EM-4424	6112	DS-6534
3330	EM-4199	3401	EM-4267	3530	EM-4411	6113	DS-6535
3331	EM-4031	3402	EM-4131	3532	EM-4420	6114	DS-6536
3332	EM-4200	3403	EM-4137	3533	EM-4407	6115	DS-6546
3333	EM-4201	3404	EM-4136	3535	EM-4421	6116	DS-6529
3334	EM-4178	3405	EM-4268	6027	DS-6027	6123	DS-6528
3335	EM-4179	3406	EM-4269	6028	DS-6028	6124	DS-6527
3336	EM-4252	3407	EM-4270	6035	DS-6035	6130	DS-5232
3337	EM-4202	3408	EM-4068	6038	DS-6038	6133	DS-6024
3338	EM-4203	3409	EM-4090	6039	DS-6038	6134	DS-6540
3339	EM-4180	3410	EM-4091	6040	DS-6040	6135	DS-6541
3340	EM-4140	3411	EM-4271	6048	DS-6048	6136	DS-6511
3341	EM-4110	3412	EM-4088	6049	DS-6049	6137	DS-6512
3342	EM-4253	3413	EM-4089	6050	DS-6050	8000	EM-8018
3343	EM-4181	3414	EM-4087	6051	DS-6051	8001	EM-8001

CROSS REFERENCE

Mfg Part No	Our Part	Mfg Part No	Our Part	Mfg Part No	Our Part	Mfg Part No	Our Part
ANCHOR (cont.)		ANCHOR (cont.)		ANCHOR (cont.)		ANCHOR (cont.)	
8002	EM-8002	8071	EM-8063	8143	EM-8310	8220	EM-8220
8003	EM-8329	8073	EM-8073	8144	EM-8144	8221	EM-8221
8004	EM-8004	8074	EM-8074	8145	EM-8145	8221SR	EM-8221
8005	EM-8005	8075	EM-8075	8146	EM-8146	8222	EM-8222
8006	EM-8006	8076	EM-8080	8147	EM-8303	8223	EM-8223
8007	EM-8007	8077	EM-8077	8148	EM-8148	8224	EM-8224
8008	EM-8008	8078	EM-8078	8149	EM-8149	8224SR	EM-8224
8009	EM-8009	8079	EM-8079	8150	EM-8150	8225	EM-8225
8010	EM-8010	8080	EM-8080	8151	EM-8151	8226	EM-8102
8011	EM-8011	8081	EM-8082	8152	EM-8152	8227	EM-8223
8012	EM-8012	8082	EM-8082	8153	EM-8137	8228	EM-8228
8013	EM-8014	8083	EM-8083	8154	EM-8154	8229	EM-8229
8014	EM-8014	8084	EM-8084	8155	EM-8132	8230	EM-8230
8015	EM-8016	8085	EM-8085	8156	EM-8324	8231	EM-8231
8016	EM-8016	8086	EM-8086	8157	EM-8157	8232	EM-8232
8017	EM-8021	8087	EM-8087	8160	EM-8160	8233	EM-8233
8018	EM-8018	8088	EM-8088	8161	EM-8161	8234	EM-8234
8019	EM-8019	8089	EM-8089	8162	EM-8162	8235	EM-8235
8020	EM-8020	8090	EM-8516	8163	EM-8163	8236	EM-8236
8021	EM-8021	8091	EM-8091	8164	EM-8164	8236SR	EM-8236
8022	EM-8022	8092	EM-8080	8165	EM-8165	8237	EM-8224
8023	EM-8024	8093	EM-8093	8166	EM-8166	8238	EM-8238
8024	EM-8024	8094	EM-8094	8167	EM-8167	8239	EM-8239
8025	EM-8025	8095	EM-8095	8168	EM-8168	8240	EM-8431
8026	EM-8026	8096	EM-8096	8169	EM-8169	8241	EM-8073
8027	EM-8575	8097	EM-8097	8170	EM-8170	8242	EM-8242
8028	EM-8435	8098	EM-8098	8171	EM-8171	8243	EM-8243
8029	EM-8029	8099	EM-8099	8172	EM-8278	8244	EM-8244
8030	EM-8030	8100	EM-8100	8173	EM-8173	8245	EM-8424
8031	EM-8031	8101	EM-8101	8174	EM-8174	8246	EM-8517
8032	EM-8021	8102	EM-8102	8175	EM-8175	8247	EM-8004
8033	EM-8010	8103	EM-8103	8176	EM-8176	8248	EM-8248
8034	EM-8034	8104	EM-8104	8177	EM-8177	8249	EM-8031
8035	EM-8431	8105	EM-8105	8178	EM-8178	8250	EM-8014
8036	EM-8012	8106	EM-8106	8179	EM-8179	8251	EM-8014
8037	EM-8037	8107	EM-8107	8180	EM-8180	8252	EM-8019
8037SR	EM-8037	8108	EM-8108	8181	EM-8181	8253	EM-8253
8038	EM-8103	8109	EM-8103	8182	EM-8211	8254	EM-8254
8039	EM-8039	8111	EM-8111	8183	EM-8183	8255	EM-8255
8040	EM-8040	8112	EM-8100	8184	EM-8183	8256	EM-8586
8041	EM-8041	8113	EM-8065	8185	EM-8185	8257	EM-8586
8042	EM-8042	8114	EM-8114	8186	EM-8186	8258	EM-8586
8043	EM-8042	8115	EM-8115	8187	EM-8187	8259	EM-8259
8044	EM-8044	8116	EM-8132	8188	EM-8188	8260	EM-8424
8045	EM-8045	8117	EM-8117	8189	EM-8189	8261	EM-8261
8046	EM-8100	8118	EM-8118	8190	EM-8190	8262	EM-8262
8047	EM-8047	8119	EM-8119	8191	EM-8191	8263	EM-8263
8048	EM-8048	8120	EM-8120	8192	EM-8192	8264	EM-8080
8049	EM-8049	8121	EM-8121	8193	EM-8193	8265	EM-8094
8050	EM-8586	8122	EM-8122	8194	EM-8194	8266	EM-8266
8051	EM-8576	8123	EM-8124	8195	EM-8195	8267	EM-8267
8052	EM-8579	8124	EM-8124	8196	EM-8196	8268	EM-8103
8053	EM-8053	8125	EM-8125	8197	EM-8197	8269	EM-8584
8054	EM-8054	8126	EM-8304	8198	EM-8198	8270	EM-8270
8055	EM-8055	8127	EM-8133	8199	EM-8485	8271	EM-8271
8056	EM-8056	8128	EM-8128	8200	EM-8200	8272	EM-8272
8057	EM-8068	8129	EM-8304	8201	EM-8201	8273	EM-8324
8058	EM-8095	8130	EM-8130	8205	EM-8205	8274	EM-8274
8059	EM-8059	8131	EM-8125	8206	EM-8206	8275	EM-8312
8060	EM-8060	8132	EM-8132	8207	EM-8207	8276	EM-8276
8061	EM-8061	8133	EM-8133	8208	EM-8208	8277	EM-8277
8062	EM-8062	8134	EM-8133	8209	EM-8209	8278	EM-8278
8063	EM-8063	8135	EM-8135	8210	EM-8210	8279	EM-8279
8064	EM-2651	8137	EM-8137	8211	EM-8211	8280	EM-8280
8065	EM-8065	8138	EM-8138	8212	EM-8212	8281	EM-8281
8066	EM-8609	8139	EM-2740	8213	EM-8213	8282	EM-8282
8068	EM-8068	8140	EM-8140	8214	EM-8214	8283	EM-8283
8069	EM-8063	8141	EM-8141	8218	EM-8218	8284	EM-8284
8070	EM-2815	8142	EM-8142	8219	EM-8211	8285	EM-8142

CROSS REFERENCE

Mfg Part No	Our Part	Mfg Part No	Our Part	Mfg Part No	Our Part	Mfg Part No	Our Part
ANCHOR (cont.)		ANCHOR (cont.)		ANCHOR (cont.)		ANCHOR (cont.)	
8286	EM-8181	8359	EM-8359	8431	EM-8431	8503	EM-8503
8287	EM-8287	8360	EM-8014	8432	EM-8432	8505	EM-2731
8288	EM-8411	8361	EM-8361	8433	EM-8435	8506	EM-8506
8289	EM-8431	8361SR	EM-8361	8434	EM-8434	8507	EM-8507
8290	EM-8290	8362	EM-8485	8435	EM-8435	8508	EM-8508
8291	EM-8619	8363	EM-8363	8436	EM-8435	8509	DS-8509
8292	EM-8292	8364	EM-8166	8437	EM-8435	8510	EM-8510
8293	EM-8293	8365	EM-8365	8438	EM-8438	8511	EM-8511
8294	EM-8294	8366	EM-8207	8439	EM-8439	8512	EM-8512
8295	EM-8295	8367	EM-8368	8440	EM-8439	8513	EM-8513
8296	EM-8296	8368	EM-8368	8441	EM-8586	8514	EM-8514
8298	EM-8304	8369	EM-8482	8442	EM-8442	8515	EM-8078
8299	EM-8001	8370	EM-8190	8443	EM-8586	8516	EM-8516
8300	EM-8300	8371	EM-8201	8444	EM-8579	8517	EM-8517
8301	EM-8304	8372	EM-8208	8445	EM-8445	8518	EM-8282
8302	EM-8304	8373	EM-8014	8446	EM-8579	8519	EM-8282
8303	EM-8303	8374	EM-8374	8447	EM-8576	8520	EM-8490
8304	EM-8304	8375	EM-8375	8448	EM-8586	8521	EM-8521
8305	EM-2406	8376	EM-8167	8449	EM-8586	8522	EM-8522
8306	EM-8034	8377	EM-8377	8450	EM-8586	8523	EM-8524
8307	EM-8307	8378	EM-8214	8451	EM-8352	8524	EM-8524
8308	EM-8307	8379	EM-8375	8452	EM-8586	8525	EM-8525
8309	EM-8427	8380	EM-8179	8453	EM-8453	8526	EM-8576
8310	EM-8310	8381	EM-2409	8454	EM-8609	8527	EM-8314
8311	EM-8311	8382	EM-2690	8455	EM-8073	8528	EM-8197
8312	EM-8312	8384	EM-8384	8456	EM-8456	8529	EM-8529
8313	EM-8312	8385	EM-8385	8457	EM-8457	8530	DS-8531
8314	EM-8314	8386	EM-8187	8458	EM-8073	8531	DS-8531
8315	EM-8149	8388	EM-8388	8459	EM-8073	8532	DS-8532
8316	EM-8312	8389	EM-8389	8460	EM-8460	8533	DS-8533
8317	EM-8317	8390	EM-8389	8461	EM-8075	8535	DS-8535
8318	DS-8318	8392	EM-8392	8462	EM-8462	8536	EM-8005
8319	EM-8319	8393	EM-8393	8463	EM-8087	8537	EM-8402
8320	EM-8149	8394	EM-8393	8464	EM-8086	8538	DS-8538
8321	EM-8133	8395	EM-8395	8465	EM-8516	8539	EM-8539
8322	EM-8322	8396	EM-8197	8466	EM-8466	8540	EM-8803
8323	EM-8323	8397	EM-8197	8467	EM-8467	8541	EM-8803
8324	EM-8324	8398	EM-8398	8468	DS-8468	8542	EM-8542
8325	EM-8324	8399	EM-8398	8469	DS-8469	8543	EM-8544
8326	EM-8324	8400	EM-8400	8470	DS-8470	8544	EM-8544
8327	EM-8324	8401	EM-8401	8471	DS-8471	8545	EM-8545
8328	EM-8328	8402	EM-8402	8472	DS-8472	8546	EM-8548
8329	EM-8329	8404	EM-8404	8473	DS-8473	8547	EM-8548
8330	EM-8330	8405	EM-8197	8474	DS-8474	8548	EM-8548
8331	EM-8130	8406	EM-8406	8475	DS-8475	8549	DS-8549
8332	EM-8130	8407	EM-8407	8477	EM-8075	8550	DS-8550
8335	EM-8178	8408	EM-8385	8478	EM-8055	8551	DS-8551
8336	EM-8194	8409	EM-8385	8479	EM-8142	8552	EM-8552
8337	EM-8278	8410	EM-8197	8480	EM-8304	8553	EM-8553
8338	EM-8278	8411	EM-8411	8481	EM-8192	8554	EM-8554
8339	EM-8339	8412	EM-8413	8482	EM-8482	8555	EM-8103
8340	EM-8180	8413	EM-8413	8483	EM-8368	8556	EM-8556
8341	EM-9055	8414	EM-8414	8484	EM-8348	8557	EM-8107
8343	EM-8164	8415	EM-8415	8485	EM-8485	8558	EM-8205
8344	EM-8344	8416	EM-8175	8485SR	EM-8485	8559	EM-8559
8345	EM-8002	8417	EM-8175	8487	EM-8197	8560	EM-8560
8346	EM-8194	8418	EM-8418	8488	EM-8488	8561	EM-8068
8347	EM-8002	8419	EM-8191	8489	EM-8489	8562	EM-8095
8348	EM-8348	8420	EM-8643	8490	EM-8490	8563	EM-8563
8349	EM-8349	8421	EM-8415	8491	EM-8491	8565	DS-8565
8350	EM-8348	8422	EM-8422	8492	EM-8492	8566	EM-8566
8351	EM-8351	8423	EM-8021	8493	EM-8493	8567	EM-8124
8352	EM-8352	8424	EM-8424	8494	EM-8400	8568	EM-8568
8353	EM-8353	8425	EM-8425	8495	EM-8495	8569	EM-8568
8354	EM-8344	8426	EM-8034	8496	EM-8008	8571	EM-8571
8355	EM-8195	8427	EM-8427	8497	EM-8497	8572	EM-8572
8356	EM-8195	8428	EM-8120	8499	EM-8499	8573	EM-8010
8357	EM-8193	8429	EM-8177	8501	EM-2731	8574	EM-8574
8358	EM-8213	8430	EM-8430	8502	EM-8502	8575	EM-8575

CROSS REFERENCE

Mfg Part No	Our Part	Mfg Part No	Our Part	Mfg Part No	Our Part	Mfg Part No	Our Part
ANCHOR (cont.)		ANCHOR (cont.)		ANCHOR (cont.)		ANCHOR (cont.)	
8576	EM-8576	8644	EM-8644	8712	EM-8041	8782	EM-8782
8577	EM-8577	8645	EM-8389	8713	EM-8041	8783	EM-8783
8578	EM-8578	8646	EM-8196	8714	EM-8042	8784	EM-8784
8579	EM-8579	8647	EM-8164	8715	EM-8715	8785	EM-8783
8580	EM-8055	8648	EM-8648	8716	EM-8716	8786	EM-8786
8581	EM-8512	8649	EM-8649	8717	EM-8717	8787	EM-8787
8582	EM-8582	8650	EM-8650	8718	EM-8718	8788	EM-8788
8584	EM-8584	8651	EM-8651	8719	EM-8719	8789	EM-8789
8585	EM-8205	8652	EM-8652	8720	EM-8719	8790	EM-8790
8586	EM-8586	8653	EM-8653	8721	EM-8721	8791	EM-8791
8587	DS-8587	8654	EM-8654	8722	EM-8722	8792	EM-8792
8588	DS-8588	8655	EM-8655	8723	EM-8723	8793	EM-8793
8589	EM-8589	8656	EM-8656	8724	EM-8724	8794	EM-8794
8589SR	EM-8589	8657	EM-8657	8725	EM-8725	8795	EM-8795
8590	EM-8663	8658	EM-8658	8726	EM-8726	8795SR	EM-8795
8591	DS-8591	8659	EM-8659	8727	EM-8727	8796	EM-8796
8592	EM-8592	8660	EM-8660	8728	EM-8728	8796SR	EM-8796
8593	EM-8593	8661	EM-8661	8729	EM-8729	8797	EM-8797
8594	EM-8594	8662	EM-8662	8730	EM-8730	8798	EM-8798
8595	EM-8595	8662SR	EM-8662	8731	EM-8731	8799	EM-8799
8596	EM-8596	8663	EM-8663	8732	EM-8732	8800	EM-8800
8597	EM-8597	8663SR	EM-8663	8733	EM-8733	8801	EM-8801
8598	EM-8598	8664	EM-8664	8734	EM-8734	8802	EM-8802
8599	EM-8599	8665	EM-8665	8736	EM-8736	8803	EM-8803
8600	EM-8600	8666	EM-8165	8737	EM-8044	8804	EM-8804
8601	EM-8601	8667	EM-8667	8738	EM-8738	8805	EM-8805
8602	EM-8602	8668	EM-8668	8739	EM-8738	8806	EM-8806
8603	EM-8603	8669	EM-8669	8740	EM-8740	8807	EM-8807
8604	EM-8604	8670	EM-8670	8741	EM-8741	8808	EM-8681
8605	EM-8605	8672	EM-8672	8742	EM-8742	8809	EM-8296
8606	EM-8606	8673	EM-8672	8743	EM-8743	8810	EM-8296
8607	EM-8607	8674	EM-8674	8744	EM-8744	8810SR	EM-8296
8608	EM-8608	8675	EM-8675	8745	EM-8745	8811	EM-8811
8609	EM-8609	8676	EM-8676	8746	EM-8746	8812	EM-8812
8610	EM-2815	8677	EM-8677	8747	EM-8747	8813	EM-8813
8611	EM-8611	8678	EM-8678	8748	EM-8748	8814	EM-8814
8612	EM-8612	8679	EM-8679	8749	EM-8788	8815	EM-8093
8613	EM-8612	8680	EM-8680	8750	EM-8750	8816	EM-8816
8614	EM-8614	8681	EM-8681	8751	EM-8751	8817	EM-8817
8615	EM-8615	8682	EM-8682	8752	EM-8752	8818	EM-8818
8616	EM-8616	8683	EM-8683	8753	EM-8753	8819	EM-8819
8617	EM-8617	8684	EM-8684	8754	EM-8754	8820	EM-8820
8618	EM-8236	8685	EM-8685	8755	EM-8755	8821	EM-8821
8619	EM-8619	8686	EM-8686	8756	EM-8756	8822	EM-8822
8620	EM-8620	8687	EM-8687	8757	EM-8757	8823	EM-8823
8621	EM-8621	8688	EM-8688	8758	EM-8758	8824	EM-8824
8622	EM-8622	8689	EM-8689	8759	EM-8759	8825	EM-8825
8622SR	EM-8622	8690	EM-8690	8760	EM-8760	8826	EM-8826
8623	EM-8623	8691	EM-8691	8761	EM-8042	8827	EM-8663
8624	EM-8594	8692	EM-8692	8762	EM-8762	8828	EM-8828
8626	DS-8626	8693	EM-8693	8763	EM-8762	8828SR	EM-8828
8627	DS-8627	8694	EM-8694	8764	EM-8764	8829	EM-8829
8628	EM-8229	8695	EM-8695	8765	EM-8788	8829SR	EM-8829
8629	EM-8629	8696	EM-8696	8766	EM-8597	8830	EM-8830
8630	EM-8630	8697	EM-8697	8767	EM-8597	8831	EM-8831
8631	EM-8631	8698	EM-8698	8768	EM-8768	8832	EM-8832
8632	EM-8632	8699	EM-8699	8769	EM-8769	8832SR	EM-8832
8633	EM-8230	8700	EM-8700	8770	EM-8770	8833	EM-8832
8634	DS-8634	8701	EM-8701	8771	EM-8771	8834	EM-8834
8635	DS-8635	8702	EM-8150	8772	EM-8772	8834SR	EM-8834
8636	DS-8636	8703	EM-2855	8773	EM-8774	8835	EM-8835
8637	EM-8224	8704	EM-8704	8774	EM-8774	8835SR	EM-8835
8637SR	EM-8224	8705	EM-8705	8775	EM-8775	8836	EM-8836
8638	EM-8663	8706	EM-2856	8776	EM-8775	8836SR	EM-8836
8639	EM-8639	8707	EM-2857	8777	EM-8778	8837	EM-8834
8640	EM-8640	8708	EM-2854	8778	EM-8778	8837SR	EM-8834
8641	EM-8641	8709	EM-8709	8779	EM-8778	8838	EM-8838
8642	EM-8642	8710	EM-8710	8780	EM-8780	8838SR	EM-8838
8643	EM-8643	8711	EM-8711	8781	EM-8781	8839	EM-8832

CROSS REFERENCE

Mfg Part No	Our Part	Mfg Part No	Our Part	Mfg Part No	Our Part	Mfg Part No	Our Part
ANCHOR (cont.)		ANCHOR (cont.)		ANCHOR (cont.)		ANCHOR (cont.)	
8840	EM-8832	8909	EM-8909	8973	EM-8973	9030	EM-9030
8841	EM-8616	8910	EM-8910	8974	EM-8974	9031	EM-9031
8842	EM-8616	8911	EM-8911	8975	EM-8975	9032	EM-9032
8843	EM-8843	8912	EM-8912	8976	EM-8976	9033	EM-9033
8844	EM-8616	8913	EM-8913	8977	EM-8977	9034	EM-9034
8845	EM-8845	8914	EM-8914	8978	EM-8978	9035	EM-9035
8846	EM-8846	8915	EM-8915	8979	EM-8979	9036	EM-2985
8847	EM-8847	8916	EM-8916	8980	EM-8980	9037	EM-9037
8848	EM-8848	8917	EM-8917	8981	EM-8981	9038	EM-9038
8849	EM-8849	8918	EM-8918	8982	EM-8982	9039	EM-9039
8850	EM-8850	8918SR	EM-8918	8983	EM-8983	9040	EM-9040
8851	EM-8851	8919	EM-8919	8984	EM-8984	9041	EM-9041
8852	EM-8852	8920	EM-8920	8984SR	EM-8984	9042	EM-9042
8853	EM-8853	8921	EM-8921	8985	EM-8985	9043	EM-9043
8854	EM-8854	8922	EM-8921	8986	EM-8986	9043SR	EM-9043
8855	EM-8855	8923	EM-8923	8987	EM-8987	9044	EM-9044
8856	EM-8856	8924	EM-8923	8988	EM-8988	9044SR	EM-9044
8857	EM-8857	8925	EM-8925	8989	EM-8989	9045	EM-9045
8858	EM-8858	8926	EM-8926	8990	EM-8990	9046	EM-9046
8859	EM-8859	8927	EM-8921	8991	EM-8991	9047	EM-9047
8860	EM-8860	8928	EM-8928	8992	EM-8992	9048	EM-9048
8861	EM-8460	8928SR	EM-8928	8993	EM-8993	9049	EM-9049
8862	EM-8862	8929	EM-8929	8994	EM-8994	9050	EM-9050
8863	EM-8863	8929SR	EM-8929	8995	EM-8995	9051	EM-9051
8864	EM-8864	8930	EM-8930	8996	EM-8996	9052	EM-9018
8865	EM-8865	8931	EM-8931	8997	EM-8997	9053	EM-9053
8866	EM-8866	8932	EM-8932	8997SR	EM-8997	9054	EM-9054
8867	EM-8867	8933	EM-8933	8998	EM-8998	9055	EM-9055
8868	EM-8868	8934	EM-8934	8998SR	EM-8998	9056	EM-9056
8869	EM-8869	8935	EM-8935	8999	EM-8999	9057	EM-9057
8870	EM-8870	8936	EM-8936	9000	EM-9000	9058	EM-9058
8871	EM-8871	8937	EM-8937	9001	EM-9001	9059	EM-9059
8872	EM-8872	8938	EM-8938	9001SR	EM-9001	9060	EM-9060
8873	EM-8873	8939	EM-8939	9002	EM-9002	9061	EM-9061
8874	EM-8874	8940	EM-8940	9003	EM-9003	9062	EM-9062
8875	EM-8875	8941	EM-8941	9003SR	EM-9003	9063	EM-9063
8876	EM-8876	8942	EM-8943	9004	EM-9004	9064	EM-9064
8877	EM-8877	8943	EM-8943	9004SR	EM-9004	9065	EM-9065
8878	EM-8878	8944	EM-8944	9005	EM-9005	9065SR	EM-9065
8879	EM-8879	8945	EM-8945	9005SR	EM-9005	9066	EM-9066
8880	EM-8880	8946	EM-8945	9006	EM-8795	9067	EM-9067
8881	EM-8881	8947	EM-8947	9006SR	EM-8795	9068	EM-9068
8882	EM-8882	8948	EM-8948	9007	EM-9007	9069	EM-8261
8883	EM-8883	8949	EM-8949	9007SR	EM-9007	9070	EM-9070
8884	EM-8884	8950	EM-8950	9008	EM-9008	9071	EM-9071
8885	EM-8885	8951	EM-8951	9008SR	EM-9008	9072	EM-9072
8886	EM-8886	8952	EM-8952	9009	EM-9009	9073	EM-9073
8887	EM-8887	8953	EM-8953	9010	EM-9010	9074	EM-9074
8888	EM-8888	8954	EM-8954	9011	EM-9011	9075	EM-8895
8889	EM-8889	8954SR	EM-8954	9012	EM-9012	9076	EM-9076
8890	EM-8890	8955	EM-8955	9013	EM-9013	9077	EM-9077
8891	EM-8891	8956	EM-8956	9014	EM-9014	9078	EM-9078
8892	EM-8892	8957	EM-8957	9015	EM-9015	9079	EM-9079
8893	EM-8893	8958	EM-8958	9016	EM-9016	9080	EM-9080
8894	EM-8894	8959	EM-8959	9017	EM-9017	9081	EM-9081
8895	EM-8895	8960	EM-8960	9017SR	EM-9017	9082	EM-9082
8896	EM-8896	8961	EM-8961	9018	EM-9018	9083	EM-9083
8897	EM-8897	8962	EM-8962	9019	EM-9019	9083SR	EM-9083
8898	EM-8898	8963	EM-8963	9020	EM-9020	9084	EM-9084
8899	EM-8899	8964	EM-8964	9021	EM-9021	9085	EM-9085
8900	EM-8900	8965	EM-8965	9021SR	EM-9021	9086	EM-9086
8901	EM-8901	8965SR	EM-8965	9022	EM-9022	9087	EM-9087
8902	EM-8902	8966	EM-8966	9023	EM-9023	9088	EM-9088
8903	EM-8903	8967	EM-8967	9024	EM-9024	9089	EM-9089
8904	EM-8904	8968	EM-8968	9025	EM-9025	9090	EM-9090
8905	EM-8905	8969	EM-8644	9026	EM-9026	9091	EM-9091
8906	EM-8906	8970	EM-8970	9027	EM-9027	9092	EM-9092
8907	EM-8907	8971	EM-8971	9028	EM-9028	9092SR	EM-9092
8908	EM-8908	8972	EM-8008	9029	EM-9029	9093	EM-9093

CROSS REFERENCE

Mfg Part No	Our Part	Mfg Part No	Our Part	Mfg Part No	Our Part	Mfg Part No	Our Part
ANCHOR (cont.)		ANCHOR (cont.)		ANCHOR (cont.)		ANCHOR (cont.)	
9094	EM-9094	9157	EM-9157	9225	EM-9225	9294	EM-9294
9095	EM-9095	9158	EM-9158	9226	EM-9226	9295	EM-9295
9096	EM-9096	9159	EM-9159	9227	EM-9227	9296	EM-9296
9097	EM-9003	9160	EM-9160	9228	EM-9228	9297	EM-9297
9097SR	EM-9003	9161	EM-9161	9229	EM-9229	9298	EM-9298
9098	EM-9098	9162	EM-9162	9230	EM-9230	9299	EM-9299
9099	EM-9099	9163	EM-9163	9231	EM-9231	9300	EM-9300
9100	EM-9100	9164	EM-9164	9232	EM-9232	9301	EM-9301
9101	EM-9101	9165	EM-9165	9233	EM-9233	9302	EM-9302
9101SR	EM-9101	9165SR	EM-9165	9234	EM-9234	9303	EM-9303
9102	EM-9102	9166	EM-9166	9235	EM-9235	9304	EM-9304
9103	EM-9103	9167	EM-9167	9236	EM-9236	9305	EM-9305
9104	EM-9104	9168	EM-9168	9237	EM-9237	9306	EM-9306
9105	EM-9105	9169	EM-9169	9238	EM-9238	9307	EM-9307
9106	EM-9106	9170	EM-9170	9239	EM-9239	9308	EM-9308
9107	EM-9107	9171	EM-9171	9240	EM-9240	9309	EM-9309
9108	EM-9108	9172	EM-9172	9241	EM-9241	9310	EM-9310
9109	EM-9109	9173	EM-9173	9242	EM-9242	9311	EM-9311
9110	EM-9110	9174	EM-9174	9243	EM-9240	9312	EM-9312
9110SR	EM-9110	9175	EM-9175	9244	EM-9244	9313	EM-9313
9111	EM-9111	9176	EM-9176	9245	EM-9245	9314	EM-9314
9112	EM-2410	9177	EM-9177	9246	EM-9246	9315	EM-9315
9113	EM-9113	9178	EM-9178	9247	EM-9247	9316	EM-9316
9114	EM-9114	9179	EM-9179	9248	EM-9248	9317	EM-9317
9115	EM-9115	9180	EM-9180	9249	EM-9249	9318	EM-9318
9116	EM-9116	9181	EM-9181	9250	EM-9250	9319	EM-9319
9117	EM-9117	9182	EM-9182	9251	EM-9251	9320	EM-9320
9118	EM-9118	9183	EM-9183	9252	EM-9252	9321	EM-9317
9119	EM-9119	9184	EM-9184	9253	EM-9253	9322	EM-9322
9120	EM-9120	9185	EM-9185	9254	EM-9254	9323	EM-9323
9121	EM-9121	9186	EM-9186	9255	EM-9255	9324	EM-9324
9122	EM-9122	9187	EM-9187	9256	EM-9256	9325	EM-9325
9123	EM-9123	9188	EM-9188	9257	EM-9257	9326	EM-9326
9124	EM-9124	9189	EM-9189	9258	EM-9258	9327	EM-9327
9125	EM-9125	9190	EM-9190	9259	EM-9259	9328	EM-9328
9126	EM-2910	9191	EM-9191	9260	EM-9260	9329	EM-9329
9127	EM-9127	9192	EM-9192	9261	EM-9261	9330	EM-9330
9128	EM-9128	9193	EM-9193	9262	EM-9262	9331	EM-9331
9128SR	EM-9128	9194	EM-9194	9263	EM-9263	9332	EM-9332
9129	EM-9129	9195	EM-9195	9264	EM-9264	9333	EM-9333
9130	EM-9130	9196	EM-9196	9265	EM-9265	9334	EM-9334
9131	EM-9131	9197	EM-9197	9266	EM-9266	9335	EM-9335
9132	EM-2649	9198	EM-9198	9267	EM-9267	9336	EM-9336
9133	EM-9133	9199	EM-9199	9268	EM-9268	9337	EM-9337
9134	EM-9134	9200	EM-9200	9269	EM-9269	9338	EM-9338
9135	EM-8681	9201	EM-9201	9270	EM-9270	9339	EM-9339
9136	EM-9136	9202	EM-9202	9271	EM-9271	9340	EM-9340
9137	EM-9137	9203	EM-9203	9272	EM-9272	9341	EM-9341
9138	EM-9138	9204	EM-9204	9273	EM-9273	9342	EM-9342
9139	EM-9139	9205	EM-9205	9274	EM-9274	9343	EM-9343
9140	EM-9140	9206	EM-9206	9275	EM-9275	9344	EM-9344
9141	EM-9141	9207	EM-9207	9276	EM-9276	9345	EM-9345
9142	EM-9142	9208	EM-9208	9277	EM-9277	9346	EM-9346
9143	EM-9143	9209	EM-9209	9278	EM-9278	9347	EM-9347
9144	EM-9144	9210	EM-9210	9279	EM-9279	9348	EM-9348
9145	EM-9145	9211	EM-9211	9280	EM-9280	9349	EM-9349
9145SR	EM-9145	9212	EM-9212	9281	EM-9281	9350	EM-9350
9146	EM-9146	9213	EM-9213	9282	EM-9282	9351	EM-9351
9146SR	EM-9146	9214	EM-9214	9283	EM-9283	9352	EM-9352
9147	EM-9147	9215	EM-9215	9284	EM-9284	9353	EM-9353
9148	EM-9148	9216	EM-9216	9285	EM-9285	9354	EM-9354
9149	EM-9149	9217	EM-9217	9286	EM-9286	9355	EM-9355
9150	EM-9150	9218	EM-9218	9287	EM-9287	9356	EM-9356
9151	EM-9151	9219	EM-9219	9288	EM-9288	9357	EM-9357
9152	EM-9152	9220	EM-9220	9289	EM-9289	9358	EM-9358
9153	EM-9153	9221	EM-9221	9290	EM-9290	9359	EM-9359
9154	EM-9154	9222	EM-9222	9291	EM-9291	9360	EM-9360
9155	EM-9155	9223	EM-9223	9292	EM-9292	9361	EM-9361
9156	EM-9156	9224	EM-9224	9293	EM-9293	9362	EM-9362

CROSS REFERENCE

Mfg Part No	Our Part	Mfg Part No	Our Part	Mfg Part No	Our Part	Mfg Part No	Our Part
ANCHOR (cont.)		ANCHOR (cont.)		ANCHOR (cont.)		ANCHOR (cont.)	
9363	EM-9363	9432	EM-9432	9501	EM-5349	9570	EM-9570
9364	EM-9364	9433	EM-9433	9502	EM-9502	9571	EM-5332
9365	EM-9365	9434	EM-9434	9503	EM-5781	9572	EM-9572
9366	EM-9366	9435	EM-9435	9504	EM-9504	9573	EM-9573
9367	EM-9367	9436	EM-9436	9505	EM-5646	9574	EM-9574
9368	EM-9368	9437	EM-9437	9506	EM-9506	9575	EM-9575
9369	EM-9369	9438	EM-9438	9507	EM-9507	9576	EM-9576
9370	EM-9370	9439	EM-9439	9508	EM-5384	9577	EM-9577
9371	EM-9371	9440	EM-9440	9509	EM-9509	9578	EM-5553
9372	EM-9372	9441	EM-9441	9510	EM-9510	9579	EM-9579
9373	EM-9373	9442	EM-9442	9511	EM-9511	9580	EM-9580
9374	EM-9374	9443	EM-9443	9512	EM-9512	9581	EM-5358
9375	EM-9375	9444	EM-9444	9513	EM-9513	9582	EM-5782
9376	EM-9376	9445	EM-9445	9514	EM-9514	9583	EM-5143
9377	EM-9377	9446	EM-9446	9515	EM-9515	9584	EM-5436
9378	EM-9378	9447	EM-9447	9516	EM-9516	9585	EM-5432
9379	EM-9379	9448	EM-9448	9517	EM-9517	9586	EM-5489
9380	EM-9380	9449	EM-9449	9518	EM-9518	9587	EM-9587
9381	EM-9381	9450	EM-9450	9519	EM-9519	9588	EM-9588
9382	EM-9382	9451	EM-9451	9520	EM-9520	9589	EM-9589
9383	EM-9383	9452	EM-9452	9521	EM-5407	9590	EM-9590
9384	EM-9384	9453	EM-9453	9522	EM-9522	9591	EM-9591
9385	EM-9385	9454	EM-9454	9523	EM-9523	9592	EM-5772
9386	EM-9386	9455	EM-9455	9524	EM-5656	9593	EM-9593
9387	EM-9387	9456	EM-9456	9525	EM-9525	9594	EM-9594
9388	EM-9388	9457	EM-9457	9526	EM-9526	9595	EM-9595
9389	EM-9389	9458	EM-9458	9527	EM-9527	9596	EM-5494
9390	EM-9390	9459	EM-9459	9528	EM-5404	9597	EM-5440
9391	EM-9391	9460	EM-9460	9529	EM-5411	9598	EM-5750
9392	EM-9392	9461	EM-9461	9530	EM-9530	9599	EM-9599
9393	EM-9393	9462	EM-9462	9531	EM-9531	9600	EM-5649
9394	EM-9394	9463	EM-9463	9532	EM-5132	9601	EM-9601
9395	EM-9395	9464	EM-9464	9533	EM-5785	9602	EM-5872
9396	EM-9396	9465	EM-9465	9534	EM-9534	9603	EM-5142
9397	EM-9397	9466	EM-9466	9535	EM-9535	9604	EM-5485
9398	EM-9066	9467	EM-9467	9536	EM-9536	9605	EM-5437
9399	EM-9168	9468	EM-9468	9537	EM-9537	9606	EM-5213
9400	EM-9400	9469	EM-9469	9538	EM-9538	9607	EM-5445
9401	EM-9401	9470	EM-9470	9539	EM-9539	9608	EM-5527
9402	EM-9402	9471	EM-9471	9540	EM-5864	9609	EM-5612
9403	EM-9403	9472	EM-9472	9541	EM-9541	9610	EM-9610
9404	EM-9404	9473	EM-9473	9542	EM-9542	9611	EM-5957
9405	EM-9405	9474	EM-9474	9543	EM-9543	9612	EM-9612
9406	EM-9406	9475	EM-9475	9544	EM-9544	9613	EM-9613
9407	EM-9407	9476	EM-9476	9545	EM-9545	9614	EM-5943
9408	EM-9408	9477	EM-9477	9546	EM-9546	9615	EM-5944
9409	EM-9409	9478	EM-9478	9547	EM-9547	9616	EM-5191
9410	EM-9410	9479	EM-9479	9548	EM-9548	9617	EM-9617
9411	EM-9411	9480	EM-9480	9549	EM-9549	9618	EM-5942
9412	EM-9412	9481	EM-9481	9550	EM-9550	9619	EM-9619
9413	EM-9413	9482	EM-9482	9551	EM-9551	9620	EM-5406
9414	EM-9414	9483	EM-9483	9552	EM-9552	9621	EM-5905
9415	EM-9415	9484	EM-9484	9553	EM-9553	9622	EM-5866
9416	EM-9416	9485	EM-9485	9554	EM-9554	9623	EM-5941
9417	EM-9417	9486	EM-5689	9555	EM-5189	9624	EM-5906
9418	EM-9418	9487	EM-9487	9556	EM-5599	9625	EM-5867
9419	EM-9419	9488	EM-9488	9557	EM-5188	9626	EM-5657
9420	EM-9420	9489	EM-9489	9558	EM-9558	9627	EM-5876
9421	EM-9421	9490	EM-9490	9559	EM-9559	9628	EM-5924
9422	EM-9422	9491	EM-9491	9560	EM-9560	9629	EM-5907
9423	EM-9423	9492	EM-9492	9561	EM-9559	9630	EM-5356
9424	EM-9424	9493	EM-5155	9562	EM-9562	9631	EM-5796
9425	EM-9425	9494	EM-9494	9563	EM-5515	9632	EM-5783
9426	EM-9426	9495	EM-9495	9564	EM-8974	9633	EM-5670
9427	EM-9427	9496	EM-9496	9565	EM-5874	9634	EM-5655
9428	EM-9428	9497	EM-9497	9566	EM-9566	9635	EM-5908
9429	EM-9429	9498	EM-9498	9567	EM-5835	9636	EM-5909
9430	EM-9430	9499	EM-9499	9568	EM-7007	9637	EM-5982
9431	EM-9431	9500	EM-9500	9569	EM-5825	9638	EM-5910

CROSS REFERENCE

Mfg Part No	Our Part	Mfg Part No	Our Part	Mfg Part No	Our Part	Mfg Part No	Our Part
ANCHOR (cont.)		ANCHOR (cont.)		ANCHOR (cont.)		ANCHOR (cont.)	
9639	EM-5856	9708	EM-7022	9777	EM-7232	9847	EM-7247
9640	EM-5556	9709	EM-5983	9779	EM-7056	9848	EM-7183
9641	EM-5911	9710	EM-7023	9780	EM-5121	9849	EM-7266
9642	EM-5912	9711	EM-7046	9782	EM-7061	9850	EM-7197
9643	EM-5526	9712	EM-7024	9783	EM-5999	9851	EM-7198
9644	EM-5403	9713	EM-5672	9784	EM-7112	9852	EM-5858
9645	EM-5859	9714	EM-5818	9785	EM-5997	9853	EM-7130
9646	EM-5860	9715	EM-5989	9785	EM-7049	9854	EM-7248
9647	EM-5452	9716	EM-5885	9786	EM-7033	9855	EM-7267
9648	EM-5754	9717	EM-7009	9787	EM-7240	9856	EM-5953
9649	EM-5963	9718	EM-5923	9788	EM-7157	9857	EM-7204
9650	EM-5601	9719	EM-7069	9789	EM-5881	9858	EM-7205
9651	EM-5913	9720	EM-7077	9790	EM-5882	9859	EM-7193
9652	EM-5819	9721	EM-7078	9791	EM-7049	9860	EM-7152
9653	EM-5600	9722	EM-7107	9792	EM-7241	9861	EM-7125
9654	EM-5877	9723	EM-7079	9793	EM-7233	9862	EM-7126
9655	EM-5884	9724	EM-7091	9794	EM-7059	9863	EM-7127
9656	EM-9096	9725	EM-7108	9795	EM-7234	9864	EM-5951
9657	EM-5795	9726	EM-7080	9796	EM-5954	9865	EM-7259
9658	EM-7019	9727	EM-5528	9797	EM-7062	9866	EM-7120
9659	EM-5914	9728	EM-7081	9798	EM-7055	9867	EM-7121
9660	EM-5971	9729	EM-5883	9799	EM-7229	9868	EM-7122
9661	EM-5903	9730	EM-5962	9800	EM-5847	9869	EM-7123
9662	EM-5904	9731	EM-5961	9801	EM-7096	9870	EM-7251
9663	EM-5921	9732	EM-5861	9802	EM-7111	9871	EM-7250
9664	EM-5972	9733	EM-7082	9803	EM-5925	9872	EM-7128
9665	EM-7000	9734	EM-5827	9804	EM-7094	9873	EM-7252
9666	EM-7215	9735	EM-7083	9805	EM-7191	9874	EM-7129
9667	EM-5956	9736	EM-7084	9806	EM-7175	9875	EM-7237
9668	EM-5940	9737	EM-5793	9807	EM-5870	9876	EM-4245
9669	EM-5973	9738	EM-5846	9808	EM-5869	9877	EM-5654
9670	EM-5966	9739	EM-5647	9809	EM-5865	9878	EM-5952
9671	EM-5968	9740	EM-7085	9810	EM-7177	9879	EM-5871
9672	EM-5974	9741	EM-7086	9811	EM-7174	9880	EM-7124
9673	EM-5975	9742	EM-5990	9812	EM-7155	9881	EM-7145
9674	EM-5985	9743	EM-7168	9813	EM-7235	9882	EM-7238
9675	EM-5970	9744	EM-7169	9814	EM-7194	9883	EM-7072
9676	EM-5744	9745	EM-5495	9815	EM-7073	9884	EM-7097
9677	EM-5976	9746	EM-7245	9816	EM-7176	9885	EM-7148
9678	EM-5969	9747	EM-7171	9817	EM-7075	9886	EM-7262
9679	EM-5916	9748	EM-7116	9818	EM-7070	9887	EM-7076
9680	EM-5742	9749	EM-7172	9819	EM-7192	9888	EM-7268
9681	EM-5967	9750	EM-7170	9820	EM-7246	9889	EM-7271
9682	EM-5886	9751	EM-7060	9821	EM-7178	9890	EM-7272
9683	EM-5877	9752	EM-7087	9822	EM-7236	9891	EM-7273
9684	EM-5144	9753	EM-7160	9823	EM-7249	9893	EM-4243
9685	EM-5964	9754	EM-7110	9824	EM-7286	9894	EM-7212
9686	EM-5977	9755	EM-5996	9825	EM-7253	9896	EM-7239
9687	EM-5978	9756	EM-7161	9826	EM-7287	9897	EM-7134
9688	EM-5979	9757	EM-7035	9827	EM-7284	9898	EM-5915
9689	EM-5840	9758	EM-7090	9828	EM-7088	9899	EM-5917
9690	EM-5994	9759	EM-7034	9829	EM-7018	9900	EM-7263
9691	EM-5980	9760	EM-7105	9830	EM-7230	9901	EM-7012
9692	EM-5902	9761	EM-7065	9831	EM-7264	9902	EM-7294
9693	EM-5901	9762	EM-7166	9832	EM-7255	9903	EM-7295
9694	EM-5900	9763	EM-7165	9833	EM-7031	9904	EM-5897
9695	EM-5792	9764	EM-7151	9834	EM-7254	9905	EM-7104
9696	EM-5875	9765	EM-5880	9835	EM-7256	9906	EM-7242
9697	EM-5986	9766	EM-7092	9836	EM-7257	9907	EM-7243
9698	EM-5758	9767	EM-7173	9837	EM-7159	9908	EM-5889
9699	EM-7013	9768	EM-7200	9838	EM-7265	9909	EM-5890
9700	EM-5987	9769	EM-5945	9839	EM-7038	9910	EM-7244
9701	EM-5988	9770	EM-5775	9840	EM-5958	9911	EM-7275
9702	EM-5530	9771	EM-5773	9841	EM-7258	9912	EM-7285
9703	EM-5993	9772	EM-7041	9842	EM-7179	9913	EM-7281
9704	EM-5930	9773	EM-7231	9843	EM-7016	9914	EM-7280
9705	EM-7021	9774	EM-7008	9844	EM-7186	9915	EM-7164
9706	EM-7047	9775	EM-5922	9845	EM-7187	9915	EM-7195
9707	EM-5757	9776	EM-7201	9846	EM-7184	9916	EM-7279

CROSS REFERENCE

Mfg Part No	Our Part	Mfg Part No	Our Part	Mfg Part No	Our Part	Mfg Part No	Our Part
ANCHOR (cont.)		AUTO7 (cont.)		BECK ARNLEY (cont.)		BECK ARNLEY (cont.)	
9917	EM-7260	810-0201	EM-8723	101-7362	DS-6042	104-0902	EM-8230
9920	EM-7270	810-0203	EM-8949	101-8050	DS-6527	104-0907	EM-2407
9921	EM-5886	810-0209	EM-8945	101-8100	DS-6024	104-0909	EM-8389
9922	EM-7278	810-0240	EM-8955	101-8152	DS-6514	104-0910	EM-2532
9923	EM-5879	810-0251	EM-8768	101-8169	DS-6545	104-0911	EM-2449
9924	EM-7156	810-0253	EM-8943	104-0088	EM-2427	104-0912	EM-2451
9925	EM-7202	810-0256	EM-8952	104-0096	EM-2424	104-0913	EM-2451
9926	EM-7277	810-0341	EM-8606	104-0102	EM-8662	104-0915	EM-2680
9927	EM-7261	810-0342	EM-8607	104-0211	EM-2425	104-0916	EM-8135
9928	EM-7276	810-0500	EM-9351	104-0237	EM-2735	104-0919	EM-9040
9929	EM-7030	810-0503	EM-8914	104-0245	EM-2736	104-0920	EM-8604
9930	EM-7385	810-0505	EM-8913	104-0559	EM-2425	104-0923	EM-8117
9931	EM-7353	810-0508	EM-8907	104-0609	EM-2426	104-0928	EM-2489
9934	EM-7355	810-0515	EM-8905	104-0617	EM-2429	104-0929	EM-8118
9936	EM-7196	810-0517	EM-8902	104-0641	EM-2428	104-0930	EM-8121
9937	EM-7320	810-0520	EM-8908	104-0724	EM-8280	104-0930	EM-8151
9938	EM-7321	810-0523	EM-8906	104-0732	EM-2407	104-0931	EM-8146
9939	EM-7025	810-0537	EM-8904	104-0757	EM-2408	104-0932	EM-8145
9940	EM-7339	810-0541	EM-8608	104-0765	EM-2409	104-0935	EM-8119
9941	EM-7290	810-0560	EM-3113	104-0773	EM-2690	104-0937	EM-8641
9942	EM-7291	810-0567	EM-8954	104-0781	EM-8651	104-0958	EM-8210
9945	EM-7296	810-0580	EM-9325	104-0799	EM-8650	104-0959	EM-8279
9946	EM-7297	810-0581	EM-9331	104-0803	EM-2167	104-0961	EM-8212
9947	EM-7144	810-0594	EM-9338	104-0804	EM-2419	104-0964	EM-8213
9948	EM-7143	810-0596	EM-9312	104-0805	EM-2418	104-0967	EM-8214
9950	EM-7208	810-0597	EM-9362	104-0809	EM-2293	104-0968	EM-2685
9950	EM-7219	810-0602	EM-8948	104-0810	EM-8857	104-0970	EM-2690
9953	EM-7189	810-0611	EM-9326	104-0814	EM-8430	104-0978	EM-2417
9954	EM-7298	810-0616	EM-9353	104-0816	EM-8279	104-0982	EM-9045
9955	EM-7188	810-0617	EM-8948	104-0817	EM-2406	104-0990	EM-8229
9956	EM-7299	810-0622	EM-9335	104-0818	EM-2406	104-0996	EM-8229
9957	EM-7308	810-0628	EM-9375	104-0823	EM-2409	104-1003	EM-8230
9958	EM-7309	810-0632	EM-9344	104-0825	EM-2690	104-1016	EM-8800
9959	EM-7048	810-0638	EM-9309	104-0827	EM-2403	104-1021	EM-8224
9960	EM-7040	810-0639	EM-9371	104-0828	EM-2401	104-1022	EM-8222
9961	EM-7344	810-0654	EM-9317	104-0829	EM-2533	104-1023	EM-2421
9962	EM-7158	810-0655	EM-9343	104-0831	EM-2405	104-1030	EM-8224
9963	EM-7324	810-0666	EM-9313	104-0832	EM-2740	104-1031	EM-8142
9964	EM-7300	810-0680	EM-9354	104-0834	EM-2742	104-1031	EM-8284
9965	EM-7301	810-0681	EM-9347	104-0835	EM-2741	104-1032	EM-8620
9966	EM-7302	810-0685	EM-3114	104-0837	EM-8566	104-1033	EM-8622
9967	EM-7386	810-0687	EM-3113	104-0838	EM-8138	104-1034	EM-8119
9968	EM-7316	810-0693	EM-5526	104-0840	EM-2404	104-1034	EM-8142
9969	EM-7303	820-0012	EM-8910	104-0841	EM-2456	104-1036	EM-8103
9970	EM-7328	820-0080	EM-9366	104-0844	EM-8310	104-1038	EM-2684
9971	EM-7329	820-0081	EM-9376	104-0845	EM-2400	104-1040	EM-8045
9972	EM-7331	820-0083	EM-9376	104-0847	EM-2681	104-1041	EM-8047
9982	EM-7430	820-0086	EM-9374	104-0850	EM-2487	104-1042	EM-8039
9983	EM-7330	820-0108	EM-9373	104-0851	EM-2487	104-1043	EM-8044
9984	EM-7431	820-0140	EM-9337	104-0852	EM-2488	104-1044	EM-8211
9985	EM-7332	820-0161	EM-8950	104-0856	EM-2731	104-1045	EM-8042
9988	EM-7340	820-0208	EM-9336	104-0863	EM-8272	104-1047	EM-8080
9989	EM-7427	820-0219	EM-9352	104-0864	EM-8502	104-1048	EM-8080
9990	EM-7098	820-0282	EM-3115	104-0865	EM-8503	104-1049	EM-2653
9991	EM-7333	820-0283	EM-3114	104-0866	EM-2730	104-1050	EM-2655
9992	EM-5949	820-0291	EM-9320	104-0870	EM-8803	104-1051	EM-8453
9993	EM-7335	820-0294	EM-8956	104-0873	EM-8095	104-1052	EM-2815
9999	EM-7396	820-0300	EM-9319	104-0874	EM-8424	104-1053	EM-2651
PRC1156	EM-90030	820-0310	EM-9370	104-0875	EM-8055	104-1054	EM-8065
PRC6990	EM-90029	820-0318	EM-9318	104-0876	EM-8055	104-1055	EM-2658
PRC7007	EM-90000	820-0332	EM-5482	104-0877	EM-8061	104-1056	EM-2656
PRC7074	EM-90003	BECK ARNLEY		104-0881	EM-2562	104-1057	EM-8166
AUTO7		101-3523	EM-8615	104-0882	EM-8054	104-1058	EM-2654
810-0061	EM-9359	101-3674	EM-8539	104-0883	EM-8424	104-1059	EM-2688
810-0163	EM-9346	101-3790	EM-8614	104-0884	EM-8055	104-1060	EM-8233
810-0172	EM-8784	101-4019	DS-8474	104-0885	EM-8060	104-1061	EM-8220
810-0186	EM-9368	101-4247	DS-8473	104-0887	EM-2563	104-1063	EM-8189
810-0198	EM-8945	101-4265	DS-8591	104-0888	EM-8053	104-1063	EM-8375
810-0199	EM-8722	101-4267	EM-8047	104-0898	EM-2567	104-1063	EM-8492

CROSS REFERENCE

Mfg Part No	Our Part	Mfg Part No	Our Part	Mfg Part No	Our Part	Mfg Part No	Our Part
BECK ARNLEY (cont.)		BECK ARNLEY (cont.)		BECK ARNLEY (cont.)		BECK ARNLEY (cont.)	
104-1065	EM-8140	104-1129	EM-8001	104-1213	EM-8176	104-1343	EM-8516
104-1065	EM-8605	104-1130	EM-8008	104-1217	EM-8183	104-1344	EM-8075
104-1066	EM-8604	104-1130	EM-8024	104-1219	EM-8137	104-1345	EM-8075
104-1067	EM-8140	104-1131	EM-8086	104-1220	EM-8603	104-1346	EM-8073
104-1067	EM-8141	104-1131	EM-8087	104-1221	EM-8601	104-1346	EM-8457
104-1068	EM-8140	104-1132	EM-8083	104-1222	EM-8093	104-1347	EM-8456
104-1068	EM-8141	104-1134	EM-8218	104-1226	EM-8568	104-1348	EM-9087
104-1069	EM-8173	104-1135	EM-8016	104-1228	EM-8609	104-1349	EM-8193
104-1071	EM-8132	104-1138	EM-8595	104-1229	EM-8287	104-1350	EM-8190
104-1071	EM-8149	104-1142	EM-8623	104-1229	EM-8431	104-1351	EM-8164
104-1072	EM-8125	104-1143	EM-8006	104-1230	EM-8287	104-1355	EM-8508
104-1073	EM-8125	104-1144	EM-2719	104-1230	EM-8411	104-1356	EM-9055
104-1073	EM-8128	104-1145	EM-8018	104-1230	EM-8431	104-1357	EM-8001
104-1074	EM-8132	104-1145	EM-8411	104-1233	EM-8576	104-1358	EM-8034
104-1075	EM-9009	104-1146	EM-8002	104-1233	EM-8579	104-1359	EM-8312
104-1076	EM-8197	104-1147	EM-8002	104-1234	EM-5098	104-1361	EM-8068
104-1078	EM-8102	104-1147	EM-8329	104-1235	EM-8576	104-1362	EM-8185
104-1079	EM-8108	104-1148	EM-8002	104-1237	EM-9065	104-1363	EM-8175
104-1080	EM-8107	104-1148	EM-8024	104-1240	EM-9034	104-1365	EM-8418
104-1081	EM-2673	104-1149	EM-8019	104-1243	EM-8981	104-1366	EM-8021
104-1083	EM-8292	104-1150	EM-2451	104-1245	EM-8860	104-1367	EM-8643
104-1084	EM-8103	104-1150	EM-8014	104-1249	EM-8166	104-1369	EM-8181
104-1085	EM-8111	104-1151	EM-9046	104-1250	EM-8711	104-1370	EM-8180
104-1086	EM-8205	104-1153	EM-8600	104-1253	EM-8644	104-1371	EM-8186
104-1087	EM-2718	104-1154	EM-8602	104-1256	EM-9189	104-1372	EM-8183
104-1088	EM-8304	104-1154	EM-8603	104-1257	EM-5575	104-1373	EM-8187
104-1089	EM-8304	104-1156	EM-8005	104-1266	EM-8895	104-1374	EM-8190
104-1090	EM-8133	104-1156	EM-8019	104-1271	EM-8167	104-1375	EM-8200
104-1091	EM-8133	104-1157	EM-8019	104-1273	EM-8056	104-1376	EM-8171
104-1093	EM-8149	104-1158	EM-8014	104-1275	EM-8617	104-1377	EM-8175
104-1094	EM-8963	104-1159	EM-8011	104-1276	EM-9000	104-1378	EM-8208
104-1095	EM-8130	104-1159	EM-8016	104-1277	EM-8107	104-1379	EM-8004
104-1095	EM-8310	104-1163	EM-5468	104-1278	EM-8552	104-1380	EM-8432
104-1096	EM-8193	104-1165	EM-8311	104-1281	EM-8586	104-1381	EM-8328
104-1096	EM-8198	104-1166	EM-9038	104-1282	EM-8586	104-1382	EM-8445
104-1096	EM-8385	104-1167	EM-8236	104-1284	EM-8167	104-1383	EM-9144
104-1097	EM-8435	104-1167	EM-8287	104-1286	EM-8174	104-1384	EM-2420
104-1097	EM-8575	104-1167	EM-8589	104-1287	EM-8073	104-1386	EM-8516
104-1100	EM-8037	104-1172	EM-8228	104-1290	EM-8086	104-1387	EM-8389
104-1102	EM-8133	104-1173	EM-9137	104-1292	EM-2643	104-1388	EM-8662
104-1103	EM-8125	104-1174	EM-8002	104-1293	EM-2641	104-1390	EM-8162
104-1103	EM-8304	104-1174	EM-8011	104-1296	EM-5974	104-1391	EM-8597
104-1105	EM-5453	104-1176	EM-8276	104-1300	EM-9048	104-1392	EM-8098
104-1106	EM-8034	104-1177	EM-8681	104-1314	EM-8554	104-1393	EM-8517
104-1108	EM-8004	104-1178	EM-5131	104-1315	EM-8105	104-1395	EM-8201
104-1108	EM-8018	104-1179	EM-8296	104-1316	EM-8082	104-1398	EM-8191
104-1109	EM-8010	104-1181	EM-8323	104-1318	EM-2675	104-1399	EM-8319
104-1110	EM-8021	104-1182	EM-8323	104-1319	EM-8026	104-1400	EM-8188
104-1111	EM-8042	104-1183	EM-8124	104-1320	EM-9060	104-1401	EM-8825
104-1112	EM-8085	104-1184	EM-8323	104-1321	EM-9071	104-1402	EM-9096
104-1113	EM-8007	104-1185	EM-8124	104-1322	EM-8467	104-1403	EM-9096
104-1113	EM-8431	104-1187	EM-8114	104-1323	EM-8696	104-1404	EM-9094
104-1114	EM-8154	104-1188	EM-8266	104-1324	EM-8100	104-1406	EM-8979
104-1114	EM-8304	104-1191	EM-8005	104-1324	EM-8238	104-1408	EM-8187
104-1115	EM-8435	104-1192	EM-8259	104-1325	EM-8097	104-1409	EM-8462
104-1115	EM-8575	104-1193	EM-8059	104-1326	EM-8099	104-1409	EM-9130
104-1117	EM-2639	104-1194	EM-8104	104-1327	EM-8619	104-1411	EM-5332
104-1118	EM-8094	104-1195	EM-8021	104-1328	EM-8206	104-1412	EM-9288
104-1119	EM-8079	104-1196	EM-8078	104-1329	EM-8244	104-1413	EM-8681
104-1119	EM-8091	104-1198	EM-5398	104-1331	EM-8816	104-1414	EM-5462
104-1120	EM-8160	104-1199	EM-8103	104-1332	EM-9029	104-1416	EM-8235
104-1121	EM-8095	104-1200	EM-8166	104-1333	EM-8681	104-1418	EM-8239
104-1122	EM-8255	104-1200	EM-8177	104-1335	EM-8705	104-1418	EM-8582
104-1124	EM-8040	104-1200	EM-8363	104-1336	EM-9024	104-1419	EM-8277
104-1126	EM-8130	104-1202	EM-8189	104-1337	EM-9023	104-1420	EM-9275
104-1127	EM-8088	104-1205	EM-8406	104-1338	EM-5187	104-1421	EM-9099
104-1127	EM-8089	104-1210	EM-8175	104-1341	EM-8068	104-1422	EM-8662
104-1128	EM-8122	104-1211	EM-8166	104-1342	EM-8586	104-1423	EM-8361
104-1128	EM-8427	104-1212	EM-9019	104-1343	EM-8087	104-1424	EM-8485

CROSS REFERENCE

Mfg Part No	Our Part	Mfg Part No	Our Part	Mfg Part No	Our Part	Mfg Part No	Our Part
BECK ARNLEY (cont.)		BECK ARNLEY (cont.)		BECK ARNLEY (cont.)		BECK ARNLEY (cont.)	
104-1425	EM-8795	104-1527	EM-8670	104-1606	EM-8885	104-1685	EM-8872
104-1426	EM-8179	104-1528	EM-9074	104-1607	EM-8866	104-1686	EM-9168
104-1427	EM-8194	104-1529	EM-7007	104-1608	EM-8704	104-1687	EM-9205
104-1428	EM-8231	104-1530	EM-8746	104-1609	EM-9011	104-1688	EM-9166
104-1428	EM-8553	104-1531	EM-8747	104-1611	EM-2857	104-1689	EM-8974
104-1429	EM-8200	104-1534	EM-8680	104-1612	EM-8868	104-1690	EM-8997
104-1432	EM-8179	104-1535	EM-8751	104-1613	EM-9108	104-1691	EM-9059
104-1433	EM-8375	104-1538	EM-8752	104-1614	EM-8978	104-1692	EM-8967
104-1434	EM-8243	104-1539	EM-8676	104-1616	EM-2639	104-1693	EM-9184
104-1435	EM-8063	104-1540	EM-8936	104-1618	EM-8977	104-1694	EM-9165
104-1436	EM-8209	104-1541	EM-8253	104-1621	EM-2639	104-1695	EM-9148
104-1437	EM-5191	104-1542	EM-8940	104-1622	EM-9015	104-1696	EM-8937
104-1438	EM-8435	104-1543	EM-8954	104-1623	EM-8740	104-1697	EM-8945
104-1439	EM-8100	104-1544	EM-7036	104-1625	EM-9035	104-1698	EM-8945
104-1440	EM-8041	104-1545	EM-8944	104-1626	EM-2641	104-1699	EM-9306
104-1441	EM-9008	104-1547	EM-8944	104-1627	EM-9031	104-1700	EM-9322
104-1442	EM-8806	104-1548	EM-9372	104-1628	EM-8404	104-1701	EM-9338
104-1444	EM-9007	104-1549	EM-9368	104-1629	EM-8150	104-1703	EM-9374
104-1445	EM-8209	104-1550	EM-8721	104-1631	EM-8352	104-1704	EM-8783
104-1446	EM-8102	104-1551	EM-8790	104-1632	EM-2985	104-1705	EM-8783
104-1447	EM-8242	104-1552	EM-8790	104-1633	EM-2989	104-1707	EM-8769
104-1449	EM-8170	104-1554	EM-8722	104-1634	EM-8801	104-1708	EM-8768
104-1450	EM-8864	104-1555	EM-8723	104-1635	EM-8849	104-1710	EM-8902
104-1451	EM-9017	104-1556	EM-8951	104-1636	EM-9139	104-1711	EM-8907
104-1452	EM-8122	104-1557	EM-8678	104-1638	EM-8975	104-1712	EM-9200
104-1453	EM-8682	104-1559	EM-8938	104-1639	EM-9066	104-1713	EM-8830
104-1454	EM-8893	104-1560	EM-8727	104-1640	EM-8845	104-1714	EM-8855
104-1455	EM-8824	104-1562	EM-8679	104-1641	EM-8896	104-1715	EM-9092
104-1456	EM-9143	104-1563	EM-8938	104-1642	EM-8900	104-1716	EM-9101
104-1459	EM-9055	104-1564	EM-8939	104-1643	EM-9085	104-1717	EM-9188
104-1460	EM-8863	104-1565	EM-8941	104-1644	EM-8988	104-1718	EM-9217
104-1461	EM-8862	104-1566	EM-8956	104-1645	EM-9003	104-1719	EM-8851
104-1462	EM-8909	104-1567	EM-8956	104-1646	EM-9145	104-1720	EM-8805
104-1463	EM-8008	104-1568	EM-8957	104-1647	EM-9003	104-1721	EM-8805
104-1464	EM-8497	104-1571	EM-9364	104-1648	EM-8699	104-1722	EM-9159
104-1466	EM-8351	104-1572	EM-9366	104-1649	EM-8398	104-1723	EM-9177
104-1467	EM-8888	104-1573	EM-5533	104-1650	EM-8529	104-1724	EM-9156
104-1468	EM-5198	104-1574	EM-8947	104-1651	EM-8608	104-1725	EM-9155
104-1469	EM-8457	104-1575	EM-9376	104-1652	EM-8913	104-1726	EM-9162
104-1472	EM-8300	104-1576	EM-9369	104-1653	EM-9351	104-1727	EM-9158
104-1473	EM-8330	104-1577	EM-8791	104-1654	EM-8606	104-1728	EM-9107
104-1475	EM-8764	104-1578	EM-8791	104-1655	EM-8607	104-1729	EM-8832
104-1476	EM-8762	104-1579	EM-8741	104-1656	EM-8914	104-1730	EM-8832
104-1478	EM-8778	104-1580	EM-8741	104-1657	EM-5738	104-1731	EM-9276
104-1479	EM-8719	104-1581	EM-8789	104-1658	EM-8906	104-1732	EM-8616
104-1480	EM-8719	104-1582	EM-8743	104-1659	EM-8904	104-1733	EM-9182
104-1481	EM-8734	104-1583	EM-9367	104-1660	EM-5494	104-1734	EM-9190
104-1482	EM-8733	104-1584	EM-8744	104-1661	EM-8997	104-1735	EM-9202
104-1489	EM-8717	104-1585	EM-9373	104-1662	EM-5372	104-1736	EM-9164
104-1498	EM-9125	104-1586	EM-8745	104-1663	EM-5947	104-1737	EM-9163
104-1500	EM-8161	104-1587	EM-8951	104-1664	EM-5216	104-1738	EM-8955
104-1505	EM-8568	104-1588	EM-8683	104-1665	EM-8973	104-1739	EM-8952
104-1507	EM-8582	104-1589	EM-8062	104-1666	EM-8935	104-1740	EM-8953
104-1508	EM-8984	104-1590	EM-8513	104-1667	EM-5155	104-1741	EM-8616
104-1509	EM-8009	104-1591	EM-8261	104-1668	EM-8964	104-1742	EM-8832
104-1510	EM-8898	104-1592	EM-8074	104-1669	EM-8848	104-1743	EM-8958
104-1512	EM-8995	104-1593	EM-8578	104-1670	EM-5617	104-1744	EM-8943
104-1513	EM-9073	104-1594	EM-8693	104-1671	EM-9229	104-1745	EM-8783
104-1514	EM-8691	104-1595	EM-8659	104-1672	EM-9271	104-1746	EM-8783
104-1515	EM-8460	104-1596	EM-8307	104-1673	EM-9274	104-1747	EM-8838
104-1516	EM-8846	104-1597	EM-2855	104-1674	EM-9273	104-1748	EM-5434
104-1517	EM-2856	104-1598	EM-8322	104-1675	EM-9272	104-1749	EM-9003
104-1518	EM-8398	104-1599	EM-8964	104-1676	EM-8178	104-1750	EM-9180
104-1520	EM-8796	104-1600	EM-8884	104-1677	EM-8850	104-1751	EM-8698
104-1521	EM-8697	104-1601	EM-9018	104-1679	EM-8870	104-1752	EM-9092
104-1522	EM-9079	104-1602	EM-8261	104-1680	EM-8832	104-1753	EM-9470
104-1523	EM-8985	104-1603	EM-8882	104-1681	EM-9106	104-1754	EM-8865
104-1524	EM-8980	104-1604	EM-2854	104-1682	EM-5528	104-1755	EM-9208
104-1525	EM-8801	104-1605	EM-8572	104-1683	EM-8968	104-1757	EM-9268

CROSS REFERENCE

Mfg Part No	Our Part	Mfg Part No	Our Part	Mfg Part No	Our Part	Mfg Part No	Our Part
BECK ARNLEY (cont.)		BECK ARNLEY (cont.)		BECK ARNLEY (cont.)		BECK ARNLEY (cont.)	
104-1758	EM-9091	104-1831	EM-2851	104-1906	EM-7310	104-1976	EM-9165
104-1759	EM-9104	104-1832	EM-3037	104-1908	EM-2650	104-1977	EM-5553
104-1760	EM-9100	104-1833	EM-2853	104-1909	EM-9541	104-1979	EM-9254
104-1761	EM-9204	104-1834	EM-9515	104-1910	EM-9150	104-1980	EM-5892
104-1764	EM-8983	104-1835	EM-8068	104-1911	EM-9137	104-1981	EM-9329
104-1766	EM-8836	104-1836	EM-9014	104-1912	EM-9183	104-1982	EM-3132
104-1767	EM-8832	104-1837	EM-9225	104-1913	EM-8691	104-1983	EM-3134
104-1768	EM-9289	104-1839	EM-9299	104-1915	EM-5672	104-1984	EM-9265
104-1769	EM-5490	104-1840	EM-9197	104-1916	EM-8986	104-1985	EM-8832
104-1770	EM-5489	104-1841	EM-9050	104-1917	EM-5899	104-1986	EM-9267
104-1771	EM-5528	104-1842	EM-9277	104-1918	EM-9245	104-1988	EM-9267
104-1772	EM-8838	104-1843	EM-9194	104-1919	EM-4117	104-1989	EM-9265
104-1773	EM-8838	104-1844	EM-8990	104-1920	EM-4019	104-1991	EM-9208
104-1774	EM-5141	104-1845	EM-8710	104-1921	EM-8845	104-1992	EM-5809
104-1775	EM-8681	104-1846	EM-8889	104-1922	EM-5471	104-1993	EM-5495
104-1776	EM-9195	104-1847	EM-9185	104-1923	EM-8010	104-1994	EM-8871
104-1777	EM-5769	104-1848	EM-7010	104-1924	EM-9393	104-1995	EM-9180
104-1778	EM-9149	104-1849	EM-9072	104-1925	EM-9239	104-1996	EM-9164
104-1779	EM-5375	104-1850	EM-9170	104-1926	EM-9441	104-1997	EM-9209
104-1780	EM-3056	104-1851	EM-3057	104-1927	EM-8529	104-1998	EM-7164
104-1781	EM-3057	104-1853	EM-8878	104-1928	EM-5407	104-1999	EM-9280
104-1782	EM-9167	104-1854	EM-8696	104-1929	EM-9471	104-2000	EM-7138
104-1783	EM-5817	104-1856	EM-9186	104-1930	EM-9248	104-2000	EM-9092
104-1784	EM-9223	104-1857	EM-9153	104-1931	EM-9149	104-2001	EM-8982
104-1785	EM-9161	104-1858	EM-9359	104-1932	EM-9573	104-2002	EM-5894
104-1786	EM-9305	104-1859	EM-5526	104-1933	EM-8353	104-2003	EM-5893
104-1787	EM-5797	104-1860	EM-5482	104-1934	EM-9420	104-2004	EM-9421
104-1788	EM-5452	104-1861	EM-5188	104-1935	EM-5921	104-2005	EM-9247
104-1789	EM-8792	104-1862	EM-5189	104-1936	EM-5399	104-2006	EM-5818
104-1790	EM-9161	104-1863	EM-9160	104-1937	EM-9539	104-2007	EM-9247
104-1791	EM-5825	104-1864	EM-9110	104-1938	EM-9539	104-2008	EM-9185
104-1792	EM-9203	104-1865	EM-9442	104-1939	EM-9345	104-2009	EM-5773
104-1793	EM-9088	104-1866	EM-9304	104-1940	EM-9324	104-2010	EM-9262
104-1794	EM-8793	104-1867	EM-9382	104-1941	EM-9344	104-2011	EM-9403
104-1795	EM-8797	104-1868	EM-9261	104-1942	EM-9339	104-2012	EM-9406
104-1796	EM-9187	104-1869	EM-9092	104-1943	EM-9324	104-2013	EM-9407
104-1798	EM-5159	104-1870	EM-8224	104-1944	EM-9348	104-2014	EM-9282
104-1799	EM-8798	104-1871	EM-8997	104-1945	EM-9338	104-2015	EM-9285
104-1800	EM-5349	104-1873	EM-9291	104-1946	EM-9317	104-2016	EM-9286
104-1801	EM-9211	104-1874	EM-9293	104-1947	EM-9310	104-2017	EM-9386
104-1802	EM-9515	104-1875	EM-9294	104-1948	EM-9306	104-2018	EM-9397
104-1803	EM-9079	104-1876	EM-5396	104-1949	EM-9377	104-2019	EM-9437
104-1804	EM-9389	104-1878	EM-9562	104-1950	EM-9316	104-2020	EM-9443
104-1805	EM-5908	104-1879	EM-9258	104-1951	EM-9318	104-2021	EM-9488
104-1806	EM-8353	104-1880	EM-8999	104-1952	EM-9411	104-2022	EM-9496
104-1807	EM-8990	104-1882	EM-9100	104-1953	EM-9415	104-2023	EM-9542
104-1808	EM-9081	104-1883	EM-9384	104-1954	EM-5881	104-2024	EM-9457
104-1809	EM-9211	104-1884	EM-9058	104-1955	EM-5882	104-2025	EM-9459
104-1810	EM-8996	104-1885	EM-9058	104-1956	EM-9432	104-2027	EM-9178
104-1811	EM-9297	104-1886	EM-9198	104-1957	EM-9371	104-2028	EM-9599
104-1812	EM-8899	104-1887	EM-9247	104-1958	EM-9477	104-2029	EM-5910
104-1813	EM-5367	104-1888	EM-9451	104-1959	EM-5757	104-2030	EM-9430
104-1814	EM-9300	104-1889	EM-9247	104-1960	EM-5742	104-2031	EM-9499
104-1815	EM-5356	104-1890	EM-9213	104-1961	EM-9466	104-2032	EM-9425
104-1816	EM-5143	104-1891	EM-9487	104-1962	EM-9469	104-2033	EM-9429
104-1817	EM-5142	104-1892	EM-9216	104-1963	EM-9476	104-2034	EM-9500
104-1818	EM-8162	104-1893	EM-5689	104-1964	EM-9441	104-2035	EM-9511
104-1819	EM-9120	104-1894	EM-9280	104-1965	EM-5384	104-2036	EM-9494
104-1820	EM-8192	104-1895	EM-9215	104-1966	EM-9462	104-2037	EM-5649
104-1821	EM-5741	104-1896	EM-9220	104-1967	EM-9441	104-2038	EM-9236
104-1822	EM-2410	104-1897	EM-9247	104-1968	EM-5900	104-2039	EM-9535
104-1823	EM-9163	104-1898	EM-5405	104-1969	EM-9385	104-2040	EM-9538
104-1824	EM-9125	104-1900	EM-5775	104-1970	EM-9248	104-2041	EM-9238
104-1825	EM-8165	104-1901	EM-9201	104-1970	EM-9547	104-2042	EM-9447
104-1826	EM-8993	104-1902	EM-8797	104-1971	EM-9431	104-2043	EM-9491
104-1827	EM-8395	104-1903	EM-5750	104-1972	EM-5670	104-2044	EM-9419
104-1828	EM-5891	104-1904	EM-9249	104-1973	EM-8284	104-2045	EM-9400
104-1829	EM-9502	104-1905	EM-5930	104-1974	EM-9445	104-2046	EM-9449
104-1830	EM-3078	104-1906	EM-5827	104-1975	EM-9408	104-2047	EM-5173

CROSS REFERENCE

Mfg Part No	Our Part	Mfg Part No	Our Part	Mfg Part No	Our Part	Mfg Part No	Our Part
BECK ARNLEY (cont.)		BECK ARNLEY (cont.)		BECK ARNLEY (cont.)		CAR QUEST (cont.)	
104-2048	EM-5411	104-2132	EM-9211	104-2207	EM-9228	31-2170	EM-2170
104-2049	EM-5847	104-2133	EM-8997	104-2222	EM-7116	31-2172	EM-2172
104-2050	EM-9431	104-2134	EM-9403	104-2224	EM-5886	31-2204	EM-2204
104-2051	EM-5403	104-2135	EM-9223	104-2225	EM-5647	31-2205	EM-2205
104-2052	EM-5940	104-2136	EM-7153	104-2226	EM-8783	31-2206	EM-2206
104-2053	EM-5782	104-2137	EM-9337	104-2227	EM-7264	31-2217	EM-2217
104-2054	EM-9460	104-2138	EM-5582	104-2228	EM-8992	31-2218	EM-2218
104-2057	EM-9465	104-2140	EM-9332	104-2229	EM-9067	31-2219	EM-2219
104-2058	EM-5656	104-2141	EM-9342	104-2232	EM-7059	31-2220	EM-2220
104-2059	EM-5982	104-2142	EM-7110	104-2234	EM-5970	31-2221	EM-2221
104-2060	EM-9219	104-2143	EM-5997	104-2243	EM-9483	31-2222	EM-2222
104-2061	EM-9390	104-2144	EM-7089	104-2244	EM-9456	31-2223	EM-2223
104-2063	EM-9016	104-2145	EM-9333	104-2248	EM-9560	31-2224	EM-2378
104-2064	EM-9230	104-2146	EM-9334	104-2279	EM-5973	31-2225	EM-2225
104-2067	EM-5404	104-2147	EM-9308	104-2283	EM-7048	31-2226	EM-2226
104-2068	EM-9497	104-2148	EM-5880	104-2285	EM-7040	31-2227	EM-2227
104-2069	EM-9448	104-2149	EM-9362	104-2327	EM-9179	31-2228	EM-2228
104-2071	EM-9550	104-2150	EM-9310	104-2329	EM-5977	31-2231	EM-2231
104-2072	EM-9513	104-2151	EM-9255	104-2335	EM-9523	31-2234	EM-2234
104-2075	EM-5867	104-2152	EM-9360	104-2337	EM-5970	31-2235	EM-2235
104-2077	EM-9498	104-2153	EM-9352	104-2340	EM-9434	31-2239HD	EM-2282
104-2079	EM-5871	104-2154	EM-9311	104-2344	EM-5989	31-2240	EM-2240
104-2080	EM-7090	104-2155	EM-9355	104-2345	EM-5967	31-2241	EM-2241
104-2081	EM-7057	104-2156	EM-5883	104-2346	EM-4033	31-2243HD	EM-2284
104-2082	EM-7207	104-2157	EM-9315	104-2348	EM-7057	31-2244	EM-2287
104-2083	EM-9354	104-2158	EM-9320	104-2349	EM-9488	31-2244HD	EM-2287
104-2084	EM-9380	104-2160	EM-9313	104-2351	EM-7249	31-2245	EM-2327
104-2085	EM-9353	104-2161	EM-9325	104-2352	EM-7252	31-2250	EM-2242
104-2086	EM-7062	104-2162	EM-5999	104-2353	EM-5834	31-2255	EM-2349
104-2088	EM-5996	104-2163	EM-7163	104-2355	EM-7332	31-2265	EM-2250
104-2089	EM-7092	104-2164	EM-7056	CAR QUEST		31-2266	EM-2272
104-2090	EM-9330	104-2165	EM-9332	31-1000	EM-2376	31-2267	EM-2338
104-2093	EM-7087	104-2166	EM-7104	31-1001	EM-2369	31-2268	EM-2304
104-2094	EM-9361	104-2167	EM-9331	31-1003	EM-2525	31-2271	EM-2321
104-2095	EM-9370	104-2168	EM-9300	31-1004	EM-2720	31-2273	EM-2254
104-2096	EM-9375	104-2169	EM-9457	31-1005	EM-2721	31-2274	EM-2256
104-2097	EM-8910	104-2170	EM-8877	31-1007	EM-2615	31-2275	EM-2255
104-2098	EM-9311	104-2171	EM-5968	31-1008	EM-2616	31-2276	EM-2350
104-2099	EM-7158	104-2172	EM-9428	31-1009	EM-2618	31-2280	EM-2534
104-2102	EM-7105	104-2173	EM-8781	31-1026	EM-3026	31-2281	EM-2262
104-2104	EM-7065	104-2174	EM-5872	31-2007	EM-2007	31-2284	EM-2253
104-2105	EM-9181	104-2175	EM-9279	31-2009	EM-2009	31-2286	EM-2333
104-2106	EM-9214	104-2176	EM-9205	31-2010	EM-2010	31-2288	EM-2290
104-2107	EM-5793	104-2177	EM-9506	31-2039	EM-2039	31-2289	EM-2289
104-2108	EM-9152	104-2178	EM-8869	31-2040	EM-2040	31-2293	EM-2264
104-2109	EM-7060	104-2179	EM-9413	31-2048	EM-2048	31-2295	EM-2351
104-2110	EM-9313	104-2180	EM-8959	31-2050	EM-2050	31-2296	EM-2266
104-2111	EM-9344	104-2181	EM-9424	31-2060	EM-2060	31-2304	EM-2263
104-2112	EM-9319	104-2183	EM-5902	31-2070	EM-2070	31-2305	EM-2281
104-2113	EM-9363	104-2184	EM-5901	31-2073	EM-2073	31-2308	EM-2267
104-2114	EM-9580	104-2185	EM-9595	31-2107	EM-2107	31-2308HD	EM-2267
104-2115	EM-7421	104-2186	EM-9588	31-2108	EM-2108	31-2313	EM-2261
104-2115	EM-9579	104-2187	EM-9504	31-2119	EM-2119	31-2315	EM-2309
104-2116	EM-9229	104-2188	EM-9468	31-2121	EM-2121	31-2316	EM-2277
104-2117	EM-9340	104-2189	EM-7070	31-2122	EM-2122	31-2317	EM-2275
104-2118	EM-5152	104-2190	EM-9576	31-2123	EM-2123	31-2319	EM-2301
104-2119	EM-9444	104-2191	EM-9414	31-2124	EM-2124	31-2322	EM-2283
104-2120	EM-9446	104-2192	EM-9445	31-2125	EM-2125	31-2323	EM-2317
104-2121	EM-5865	104-2193	EM-9473	31-2126	EM-2126	31-2327	EM-2310
104-2122	EM-9514	104-2194	EM-9175	31-2127	EM-2127	31-2328	EM-2403
104-2123	EM-5362	104-2195	EM-9302	31-2141	EM-2141	31-2331	EM-2271
104-2124	EM-9194	104-2196	EM-9221	31-2142	EM-2142	31-2332	EM-2270
104-2125	EM-8905	104-2197	EM-9452	31-2142HD	EM-2267	31-2334	EM-2297
104-2126	EM-8908	104-2198	EM-9433	31-2143	EM-2143	31-2335	EM-2298
104-2127	EM-9458	104-2199	EM-5672	31-2150	EM-2150	31-2336	EM-2299
104-2128	EM-5655	104-2200	EM-5904	31-2162	EM-2162	31-2338	EM-2305
104-2129	EM-9554	104-2201	EM-9422	31-2163	EM-2163	31-2339	EM-2306
104-2130	EM-9467	104-2205	EM-9218	31-2167	EM-2167	31-2342	EM-2257
104-2131	EM-9439	104-2206	EM-9222	31-2168	EM-2293	31-2343	EM-2268

CROSS REFERENCE

Mfg Part No	Our Part	Mfg Part No	Our Part	Mfg Part No	Our Part	Mfg Part No	Our Part
CAR QUEST (cont.)		CAR QUEST (cont.)		CAR QUEST (cont.)		CAR QUEST (cont.)	
31-2344	EM-2279	31-2901	EM-2901	31-2972	EM-2972	31-3064	EM-2405
31-2345	EM-2316	31-2902HY	EM-2902	31-2973	EM-2973	31-3065	EM-2404
31-2346	EM-2296	31-2903HY	EM-2903	31-2974HY	EM-2974	31-3066	EM-2414
31-2350	EM-2265	31-2904	EM-2904	31-2975	EM-2975	31-3067	EM-2419
31-2352	EM-2311	31-2905	EM-2905	31-2977	EM-2977	31-3068	EM-2418
31-2353	EM-2288	31-2906HY	EM-2987	31-2978	EM-2978	31-3069	EM-2417
31-2356	EM-2512	31-2907	EM-2907	31-2979	EM-2979	31-3071	EM-2424
31-2357	EM-2323	31-2908	EM-2908	31-2980	EM-2980	31-3072	EM-2426
31-2358	EM-2324	31-2909	EM-2909	31-2981	EM-2981	31-3073	EM-2428
31-2359	EM-2325	31-2910HY	EM-2910	31-2982	EM-2982	31-3074	EM-2425
31-2361	EM-2292	31-2911	EM-2911	31-2983	EM-2983	31-3075	EM-2415
31-2363	EM-2291	31-2912	EM-2912	31-2984	EM-2984	31-3076	EM-2389
31-2365	EM-2320	31-2913	EM-2913	31-2985	EM-2985	31-3077	EM-2457
31-2366	EM-2295	31-2914	EM-2914	31-2986	EM-2986	31-3078	EM-2458
31-2367	EM-2328	31-2915	EM-2915	31-2987HY	EM-2987	31-3080	EM-2420
31-2370	EM-2370	31-2916	EM-2916	31-2988	EM-2988	31-3081	EM-2372
31-2372	EM-2329	31-2917	EM-2917	31-2989	EM-2989	31-3082	EM-2385
31-2373	EM-2722	31-2918	EM-2918	31-2990	EM-2990	31-3083	EM-2437
31-2374	EM-2351	31-2919	EM-2919	31-2991	EM-2991	31-3084	EM-2438
31-2375	EM-2345	31-2920	EM-2920	31-2992	EM-2992	31-3086	EM-2388
31-2377	EM-2353	31-2921	EM-2921	31-2993HY	EM-2993	31-3088	EM-2462
31-2378	EM-2331	31-2922	EM-2922	31-2994	EM-2994	31-3089	EM-2453
31-2379	EM-2332	31-2923	EM-2923	31-2995HY	EM-2995	31-3090	EM-2454
31-2380	EM-2375	31-2924	EM-2924	31-2996HY	EM-2996	31-3091	EM-2389
31-2381	EM-2356	31-2925	EM-2925	31-2997	EM-2997	31-3093	EM-2467
31-2382	EM-2357	31-2926HY	EM-2926	31-2998	EM-2998	31-3095	EM-2505
31-2384	EM-2344	31-2927	EM-2927	31-2999	EM-2999	31-3096	EM-2466
31-2385	EM-2337	31-2928	EM-2928	31-3000	EM-2303	31-3097	EM-2393
31-2386	EM-2335	31-2929	EM-2929	31-3002	EM-3002	31-3099	EM-2531
31-2387	EM-2336	31-2930	EM-2930	31-3003HY	EM-3003	31-3103	EM-2472
31-2388	EM-2358	31-2931	EM-2931	31-3004	EM-2373	31-3108	EM-2436
31-2389	EM-2359	31-2932HY	EM-2932	31-3005	EM-3005	31-3112	EM-2491
31-2390	EM-2470	31-2933HY	EM-2933	31-3006	EM-3006	31-3113	EM-2490
31-2391	EM-2374	31-2934HY	EM-2934	31-3007	EM-3007	31-3120	EM-2567
31-2393	EM-2326	31-2935	EM-2935	31-3008	EM-3008	31-3121	EM-2562
31-2511	EM-2466	31-2936	EM-2936	31-3009	EM-2340	31-3122	EM-2563
31-2537	EM-2537	31-2938HY	EM-2938	31-3010	EM-3010	31-3136	EM-2439
31-2538	EM-2538	31-2939	EM-2939	31-3011	EM-3011	31-3137	EM-2440
31-2868	EM-2868	31-2940	EM-2940	31-3014	EM-2339	31-3138	EM-2441
31-2869	EM-2869	31-2941	EM-2941	31-3015	EM-2341	31-3139	EM-2442
31-2870	EM-2870	31-2942HY	EM-2942	31-3017	EM-2363	31-3141	EM-2444
31-2871	EM-2871	31-2943HY	EM-2943	31-3018	EM-2346	31-3142	EM-2445
31-2872	EM-2872	31-2944	EM-2944	31-3019	EM-2348	31-3144	EM-2502
31-2873	EM-2873	31-2945	EM-2945	31-3020	EM-2384	31-3145	EM-2448
31-2874	EM-2874	31-2947	EM-2947	31-3021	EM-2382	31-3147	EM-2433
31-2875	EM-2875	31-2948	EM-2948	31-3022	EM-2387	31-3148	EM-2434
31-2876HY	EM-2876	31-2949	EM-2949	31-3024	EM-2394	31-3152	EM-2774
31-2878	EM-2878	31-2950	EM-2950	31-3025	EM-2360	31-3153	EM-2775
31-2879HY	EM-2879	31-2951	EM-2951	31-3026	EM-2379	31-3159	EM-2503
31-2880HY	EM-2880	31-2952	EM-2952	31-3030	EM-2381	31-3160	EM-2504
31-2881	EM-2881	31-2953	EM-2953	31-3033	EM-2436	31-3161	EM-2776
31-2882	EM-2882	31-2954	EM-2954	31-3034	EM-2436	31-3166	EM-2500
31-2883	EM-2883	31-2955	EM-2955	31-3036	EM-2391	31-3167	EM-2501
31-2884	EM-2884	31-2956	EM-2956	31-3037	EM-2531	31-3170	EM-2459
31-2885	EM-2885	31-2957	EM-2957	31-3038	EM-2395	31-3171	EM-2460
31-2886	EM-2886	31-2958	EM-2958	31-3042	EM-2446	31-3172	EM-2461
31-2887	EM-2887	31-2959	EM-2959	31-3045	EM-2370	31-3175	EM-2501
31-2888	EM-2888	31-2960	EM-2960	31-3046	EM-2370	31-3177	EM-2501
31-2889	EM-2889	31-2961	EM-2961	31-3048	EM-2471	31-3178	EM-2500
31-2890HY	EM-2890	31-2962	EM-2962	31-3049	EM-2362	31-3179	EM-2501
31-2892HY	EM-2892	31-2963	EM-2963	31-3054	EM-2364	31-3180	EM-2500
31-2893HY	EM-2893	31-2964	EM-2964	31-3055	EM-2365	31-3182	EM-2725
31-2894HY	EM-2894	31-2965	EM-2965	31-3056	EM-2368	31-3183	EM-2726
31-2895HY	EM-2895	31-2966	EM-2966	31-3057	EM-2367	31-3187	EM-2464
31-2896HY	EM-2896	31-2967HY	EM-2967	31-3058	EM-2723	31-3188	EM-2463
31-2897HY	EM-2897	31-2968HY	EM-2968	31-3059	EM-2724	31-3189	EM-2679
31-2898	EM-2898	31-2969	EM-2969	31-3060	EM-2409	31-3190	EM-2727
31-2899	EM-2899	31-2970	EM-2970	31-3062	EM-2406	31-3191	EM-2728
31-2900	EM-2900	31-2971	EM-2971	31-3063	EM-2400	31-3192	EM-2536

CROSS REFERENCE

Mfg Part No	Our Part	Mfg Part No	Our Part	Mfg Part No	Our Part	Mfg Part No	Our Part
CAR QUEST (cont.)		CAR QUEST (cont.)		CAR QUEST (cont.)		CAR QUEST (cont.)	
31-3195	EM-2458	31-3442	EM-2381	31-3555	EM-2646	31-3633HY	EM-2697
31-3200	EM-2447	31-3444	EM-2510	31-3556	EM-2646	31-3634	EM-2709
31-3201	EM-2600	31-3446	EM-2496	31-3557	EM-2640	31-3635HY	EM-2712
31-3202	EM-2730	31-3447	EM-2543	31-3558	EM-2641	31-3636	EM-2713
31-3203	EM-2731	31-3450	EM-2492	31-3559	EM-2642	31-3638	EM-2715
31-3204	EM-2731	31-3454	EM-2528	31-3560	EM-2643	31-3639	EM-2716
31-3206	EM-2733	31-3455	EM-2396	31-3561	EM-2652	31-3640	EM-2718
31-3208	EM-2734	31-3456	EM-2494	31-3562	EM-2620	31-3642	EM-2719
31-3234	EM-2469	31-3458HY	EM-2548	31-3563	EM-2637	31-3643	EM-2634
31-3245	EM-2493	31-3459	EM-2495	31-3564	EM-2638	31-3644HY	EM-2791
31-3276	EM-2401	31-3460	EM-2755	31-3565	EM-2564	31-3645HY	EM-2792
31-3277	EM-2421	31-3461	EM-2756	31-3566	EM-2621	31-3646	EM-2793
31-3278	EM-2456	31-3464	EM-2382	31-3568	EM-2649	31-3647	EM-2794
31-3279	EM-2533	31-3465	EM-2549	31-3569	EM-2650	31-3648HY	EM-2795
31-3280	EM-2532	31-3466	EM-2550	31-3570	EM-2651	31-3649HY	EM-2796
31-3281	EM-2410	31-3467	EM-2549	31-3571	EM-2665	31-3650	EM-2797
31-3282	EM-2429	31-3468	EM-2550	31-3572HY	EM-2717	31-3651	EM-2798
31-3283	EM-2449	31-3469	EM-2497	31-3573HY	EM-2660	31-3652	EM-2799
31-3285	EM-2451	31-3500	EM-2280	31-3574	EM-2691	31-3653	EM-2800
31-3286	EM-2452	31-3501	EM-2330	31-3575	EM-2671	31-3654	EM-2801
31-3287	EM-2735	31-3502	EM-2570	31-3576	EM-2761	31-3655	EM-2802
31-3288	EM-2736	31-3503HY	EM-2661	31-3577	EM-2708	31-3656HY	EM-2803
31-3291	EM-2737	31-3504	EM-2571	31-3578	EM-2762	31-3657	EM-2804
31-3292	EM-2738	31-3505	EM-2572	31-3579	EM-2763	31-3658	EM-2805
31-3293	EM-2739	31-3506	EM-2569	31-3580	EM-2764	31-3659	EM-2806
31-3297	EM-2680	31-3507	EM-2568	31-3581	EM-2765	31-3660	EM-2807
31-3300	EM-2740	31-3508	EM-2627	31-3582	EM-2766	31-3661	EM-2808
31-3302	EM-2681	31-3509	EM-2759	31-3584	EM-2667	31-3662	EM-2809
31-3305	EM-2741	31-3510	EM-2628	31-3585	EM-2668	31-3663	EM-2810
31-3306	EM-2742	31-3511	EM-2617	31-3586	EM-2710	31-3664	EM-2817
31-3307	EM-2488	31-3512	EM-2625	31-3587	EM-2653	31-3665HY	EM-2812
31-3308	EM-2487	31-3513	EM-2624	31-3588	EM-2654	31-3666HY	EM-2813
31-3310	EM-2407	31-3515	EM-2629	31-3589	EM-2655	31-3667	EM-2814
31-3315	EM-2743	31-3516	EM-2626	31-3591	EM-2656	31-3668	EM-2815
31-3316	EM-2744	31-3517HY	EM-2553	31-3592	EM-2657	31-3669	EM-2816
31-3317	EM-2745	31-3518HY	EM-2555	31-3593	EM-2658	31-3670	EM-2817
31-3318	EM-2408	31-3519	EM-2633	31-3594	EM-2767	31-3671	EM-2818
31-3320	EM-2746	31-3520	EM-2557	31-3595	EM-2768	31-3672	EM-2819
31-3322	EM-2690	31-3521	EM-2639	31-3596	EM-2769	31-3673	EM-2820
31-3325	EM-2489	31-3522	EM-2557	31-3597HY	EM-2711	31-3674HY	EM-2821
31-3327	EM-2747	31-3523	EM-2632	31-3598	EM-2770	31-3675	EM-2822
31-3328	EM-2748	31-3524	EM-2609	31-3600	EM-2771	31-3676HY	EM-2823
31-3375	EM-2749	31-3525HY	EM-2551	31-3601	EM-2676	31-3677HY	EM-2824
31-3386	EM-2750	31-3526HY	EM-2551	31-3602	EM-2664	31-3678	EM-2657
31-3387	EM-2751	31-3527HY	EM-2551	31-3603	EM-2663	31-3679HY	EM-2698
31-3392	EM-2619	31-3528HY	EM-2556	31-3604	EM-2692	31-3680HY	EM-2789
31-3394	EM-2565	31-3529	EM-2630	31-3605	EM-2662	31-3681HY	EM-2790
31-3395	EM-2566	31-3530	EM-2684	31-3606	EM-2674	31-3682HY	EM-2788
31-3396	EM-2752	31-3531	EM-2760	31-3607	EM-2688	31-3683	EM-2394
31-3397	EM-2753	31-3532	EM-2685	31-3608	EM-2772	31-3935	EM-2825
31-3401	EM-2754	31-3535	EM-2636	31-3609HY	EM-2707	31-3936	EM-2826
31-3408	EM-2458	31-3536	EM-2635	31-3610	EM-2677	31-3937	EM-2827
31-3409	EM-2457	31-3538	EM-2600	31-3611	EM-2678	31-3938	EM-2828
31-3411	EM-2457	31-3539	EM-2499	31-3613	EM-2773	31-3939	EM-2829
31-3412	EM-2682	31-3540	EM-2601	31-3614	EM-2777	31-3940	EM-2830
31-3413	EM-2683	31-3541	EM-2601	31-3616	EM-2778	31-3941	EM-2831
31-3414	EM-2558	31-3542	EM-2601	31-3617HY	EM-2548	31-3942	EM-2832
31-3415	EM-2559	31-3543	EM-2601	31-3617HY	EM-2779	31-3943	EM-2833
31-3418HY	EM-2696	31-3544	EM-2601	31-3618	EM-2780	31-3945	EM-2835
31-3419	EM-2631	31-3545	EM-2601	31-3619	EM-2781	31-3946HY	EM-2836
31-3425	EM-2497	31-3546	EM-2601	31-3621	EM-2782	31-3947HY	EM-2837
31-3426	EM-2498	31-3547	EM-2601	31-3622	EM-2783	31-3948HY	EM-2838
31-3429	EM-2513	31-3548	EM-2601	31-3624	EM-2784	31-3950HY	EM-2840
31-3434	EM-2515	31-3549	EM-2623	31-3625	EM-2785	31-3951HY	EM-2841
31-3436	EM-2474	31-3550	EM-2622	31-3626	EM-2786	31-3952HY	EM-2842
31-3437	EM-2473	31-3551	EM-2687	31-3629	EM-2639	31-3953	EM-2843
31-3438	EM-2506	31-3552	EM-2686	31-3630	EM-2673	31-3954	EM-2844
31-3439	EM-2524	31-3553	EM-2644	31-3631	EM-2675	31-3955	EM-2845
31-3440	EM-2477	31-3554	EM-2645	31-3632	EM-2693	31-3956	EM-2846

CROSS REFERENCE

Mfg Part No	Our Part	Mfg Part No	Our Part	Mfg Part No	Our Part	Mfg Part No	Our Part
CAR QUEST (cont.)		CAR QUEST (cont.)		CAR QUEST (cont.)		CAR QUEST (cont.)	
31-3957	EM-2847	31-8011	EM-8011	31-8086HY	EM-8086	31-8157	EM-8157
31-3958	EM-2848	31-8012	EM-8012	31-8087	EM-8087	31-8160	EM-8160
31-3959	EM-2849	31-8013	EM-8014	31-8088	EM-8088	31-8161	EM-8161
31-3960	EM-2854	31-8014	EM-8014	31-8089	EM-8089	31-8163	EM-8163
31-3961	EM-2855	31-8015	EM-8016	31-8090	EM-8516	31-8164	EM-8164
31-3962	EM-2857	31-8016	EM-8016	31-8091	EM-8091	31-8165	EM-8165
31-3963	EM-2850	31-8017	EM-8021	31-8092	EM-8080	31-8166	EM-8166
31-3964	EM-2851	31-8018	EM-8018	31-8093HY	EM-8093	31-8167	EM-8167
31-3965	EM-2852	31-8019	EM-8019	31-8094	EM-8094	31-8168	EM-8168
31-3966	EM-2853	31-8020	EM-8020	31-8095	EM-8095	31-8169	EM-8169
31-3967	EM-2856	31-8021	EM-8021	31-8096	EM-8096	31-8170	EM-8170
31-3968	EM-2858	31-8022	EM-8022	31-8097	EM-8097	31-8171	EM-8171
31-3969HY	EM-2859	31-8023	EM-8024	31-8098	EM-8098	31-8172	EM-8278
31-3970	EM-2860	31-8024	EM-8024	31-8099	EM-8099	31-8173	EM-8173
31-3971	EM-2861	31-8025	EM-8025	31-8100	EM-8100	31-8174	EM-8174
31-3972	EM-2862	31-8026	EM-8026	31-8101	EM-8101	31-8175	EM-8175
31-3973	EM-2863	31-8027	EM-8575	31-8102	EM-8102	31-8176	EM-8176
31-3974	EM-2864	31-8028	EM-8435	31-8103	EM-8103	31-8177	EM-8177
31-3976	EM-2866	31-8029	EM-8029	31-8104	EM-8104	31-8178	EM-8178
31-3977	EM-2867	31-8031	EM-8031	31-8105	EM-8105	31-8179	EM-8179
31-3978	EM-3000	31-8032	EM-8021	31-8106	EM-8106	31-8180	EM-8180
31-3979	EM-3001	31-8033	EM-8010	31-8107	EM-8107	31-8181	EM-8181
31-3980	EM-3004	31-8034	EM-8034	31-8108	EM-8108	31-8182	EM-8211
31-3981	EM-3009	31-8035	EM-8431	31-8109	EM-8103	31-8183	EM-8183
31-4205	EM-9227	31-8036	EM-8012	31-8111	EM-8111	31-8184	EM-8183
31-4301	EM-9217	31-8037HY	EM-8037	31-8112	EM-8100	31-8185	EM-8185
31-4320	EM-9422	31-8038	EM-8103	31-8113	EM-8065	31-8186	EM-8186
31-4323	EM-5656	31-8039	EM-8039	31-8114	EM-8114	31-8187	EM-8187
31-4524	EM-9215	31-8040	EM-8040	31-8115	EM-8115	31-8188	EM-8188
31-4532	EM-9298	31-8041	EM-8041	31-8116	EM-8132	31-8189	EM-8189
31-4536	EM-9303	31-8042	EM-8042	31-8117	EM-8117	31-8190	EM-8190
31-4541	EM-9250	31-8043	EM-8042	31-8118	EM-8118	31-8191	EM-8191
31-4627	EM-9278	31-8044	EM-8044	31-8119	EM-8119	31-8192	EM-8192
31-4630	EM-9383	31-8045	EM-8045	31-8120	EM-8120	31-8193	EM-8193
31-5285	EM-3025	31-8046	EM-8100	31-8121	EM-8121	31-8194	EM-8194
31-5322	EM-3087	31-8047	EM-8047	31-8122	EM-8122	31-8195	EM-8195
31-5327	EM-2909	31-8048	EM-8048	31-8123	EM-8124	31-8196	EM-8196
31-5353HY	EM-3147	31-8049	EM-8049	31-8124	EM-8124	31-8197	EM-8197
31-5358	EM-2927	31-8050	EM-8586	31-8125	EM-8125	31-8198	EM-8198
31-5365	EM-5583	31-8051	EM-8576	31-8126	EM-8304	31-8199	EM-8485
31-5374	EM-3086	31-8052	EM-8579	31-8127	EM-8133	31-8200	EM-8200
31-5376	EM-3100	31-8053	EM-8053	31-8128	EM-8128	31-8201	EM-8201
31-5379	EM-3105	31-8054	EM-8054	31-8129	EM-8304	31-8205	EM-8205
31-5382	EM-3098	31-8055	EM-8055	31-8130	EM-8130	31-8206	EM-8206
31-5390	EM-2548	31-8056	EM-8056	31-8131	EM-8125	31-8207	EM-8207
31-5401	EM-5660	31-8057	EM-8068	31-8132	EM-8132	31-8208	EM-8208
31-5406	EM-5692	31-8058	EM-8095	31-8133	EM-8133	31-8209	EM-8209
31-5417	EM-3145	31-8059	EM-8059	31-8134	EM-8133	31-8210	EM-8210
31-6793	EM-5738	31-8060	EM-8060	31-8135	EM-8135	31-8211	EM-8211
31-6958	EM-5485	31-8061	EM-8061	31-8137	EM-8137	31-8212	EM-8212
31-7117	EM-9373	31-8062	EM-8062	31-8138	EM-8138	31-8213	EM-8213
31-7127	EM-9254	31-8063	EM-8063	31-8139	EM-2740	31-8214	EM-8214
31-7147	EM-9353	31-8065	EM-8065	31-8140	EM-8140	31-8218	EM-8218
31-7306	EM-5132	31-8066	EM-8609	31-8141	EM-8141	31-8219	EM-8211
31-7341	EM-9209	31-8068	EM-8068	31-8142	EM-8142	31-8220	EM-8220
31-7349	EM-5672	31-8071	EM-8063	31-8143	EM-8310	31-8221	EM-8221
31-7358	EM-5818	31-8073	EM-8073	31-8144	EM-8144	31-8222	EM-8222
31-7358	EM-9248	31-8074	EM-8074	31-8145	EM-8145	31-8223	EM-8223
31-8000	EM-8018	31-8075	EM-8075	31-8146	EM-8146	31-8224HY	EM-8224
31-8001	EM-8001	31-8076	EM-8080	31-8147	EM-8303	31-8225	EM-8225
31-8002	EM-8002	31-8077	EM-8077	31-8148	EM-8148	31-8226	EM-8102
31-8003	EM-8329	31-8078	EM-8078	31-8149	EM-8149	31-8227	EM-8223
31-8004	EM-8004	31-8079	EM-8079	31-8150	EM-8150	31-8228	EM-8228
31-8005	EM-8005	31-8080	EM-8080	31-8151	EM-8151	31-8229	EM-8229
31-8006	EM-8006	31-8081	EM-8082	31-8152	EM-8152	31-8230	EM-8230
31-8007	EM-8007	31-8082	EM-8082	31-8153	EM-8137	31-8231	EM-8231
31-8008	EM-8008	31-8083	EM-8083	31-8154	EM-8154	31-8232	EM-8232
31-8009	EM-8009	31-8084	EM-8084	31-8155	EM-8132	31-8233	EM-8233
31-8010	EM-8010	31-8085	EM-8085	31-8156	EM-8324	31-8234	EM-8234

CROSS REFERENCE

Mfg Part No	Our Part	Mfg Part No	Our Part	Mfg Part No	Our Part	Mfg Part No	Our Part
CAR QUEST (cont.)		CAR QUEST (cont.)		CAR QUEST (cont.)		CAR QUEST (cont.)	
31-8235	EM-8235	31-8305	EM-2406	31-8378	EM-8214	31-8452	EM-8586
31-8236	EM-8236	31-8306	EM-8034	31-8379	EM-8375	31-8453	EM-8453
31-8237	EM-8224	31-8307	EM-8307	31-8380	EM-8179	31-8454	EM-8609
31-8238	EM-8238	31-8308	EM-8307	31-8381	EM-2409	31-8455	EM-8073
31-8239	EM-8239	31-8309	EM-8427	31-8382	EM-2690	31-8456	EM-8456
31-8240	EM-8431	31-8310	EM-8310	31-8384	EM-8384	31-8457	EM-8457
31-8241	EM-8073	31-8311	EM-8311	31-8385	EM-8385	31-8458	EM-8073
31-8242	EM-8242	31-8312	EM-8312	31-8386	EM-8187	31-8459	EM-8073
31-8243	EM-8243	31-8313	EM-8312	31-8387	EM-8389	31-8460	EM-8460
31-8244	EM-8244	31-8314	EM-8314	31-8389	EM-8389	31-8461	EM-8075
31-8245	EM-8424	31-8315	EM-8149	31-8390	EM-8389	31-8462	EM-8462
31-8246	EM-8517	31-8316	EM-8312	31-8392	EM-8392	31-8463	EM-8087
31-8247	EM-8004	31-8317	EM-8317	31-8393	EM-8393	31-8464	EM-8086
31-8248	EM-8248	31-8318	DS-8318	31-8394	EM-8393	31-8465	EM-8516
31-8249	EM-8031	31-8319	EM-8319	31-8395	EM-8395	31-8466	EM-8466
31-8250	EM-8014	31-8320	EM-8149	31-8396	EM-8197	31-8467	EM-8467
31-8251	EM-8014	31-8321	EM-8133	31-8397	EM-8197	31-8468	DS-8468
31-8252	EM-8019	31-8322	EM-8322	31-8398	EM-8398	31-8469	DS-8469
31-8253	EM-8253	31-8323	EM-8323	31-8399	EM-8398	31-8470	DS-8470
31-8254	EM-8254	31-8324	EM-8324	31-8400	EM-8400	31-8471	DS-8471
31-8255	EM-8255	31-8325	EM-8324	31-8401	EM-8401	31-8472	DS-8472
31-8256	EM-8586	31-8326	EM-8324	31-8402	EM-8402	31-8473	DS-8473
31-8257	EM-8586	31-8327	EM-8324	31-8404	EM-8404	31-8474	DS-8474
31-8258	EM-8586	31-8328	EM-8328	31-8405	EM-8197	31-8475	DS-8475
31-8259	EM-8259	31-8329	EM-8329	31-8406	EM-8406	31-8477	EM-8075
31-8260	EM-8424	31-8330	EM-8330	31-8407	EM-8407	31-8478	EM-8055
31-8261	EM-8261	31-8331	EM-8130	31-8408	EM-8385	31-8479	EM-8142
31-8262	EM-8262	31-8332	EM-8130	31-8409	EM-8385	31-8480	EM-8304
31-8263	EM-8263	31-8335	EM-8178	31-8410	EM-8197	31-8481	EM-8192
31-8264	EM-8080	31-8336	EM-8194	31-8411	EM-8411	31-8482	EM-8482
31-8265	EM-8094	31-8337	EM-8278	31-8412	EM-8413	31-8483	EM-8368
31-8266	EM-8266	31-8338	EM-8278	31-8413	EM-8413	31-8484	EM-8348
31-8267	EM-8267	31-8339	EM-8339	31-8414	EM-8414	31-8485	EM-8485
31-8268	EM-8103	31-8340	EM-8180	31-8415	EM-8415	31-8487	EM-8197
31-8269	EM-8584	31-8343	EM-8164	31-8416	EM-8175	31-8488	EM-8488
31-8270	EM-8270	31-8344	EM-8344	31-8417	EM-8175	31-8489	EM-8489
31-8271	EM-8271	31-8345	EM-8002	31-8418	EM-8418	31-8490	EM-8490
31-8272	EM-8272	31-8346	EM-8194	31-8419	EM-8191	31-8491	EM-8491
31-8273	EM-8324	31-8347	EM-8002	31-8420	EM-8643	31-8492	EM-8492
31-8274	EM-8274	31-8348	EM-8348	31-8421	EM-8415	31-8493	EM-8493
31-8275	EM-8312	31-8349	EM-8349	31-8422	EM-8422	31-8494	EM-8400
31-8276	EM-8276	31-8350	EM-8348	31-8423	EM-8021	31-8495	EM-8495
31-8277	EM-8277	31-8351	EM-8351	31-8424	EM-8424	31-8496	EM-8008
31-8278	EM-8278	31-8352	EM-8352	31-8425	EM-8425	31-8497	EM-8497
31-8279	EM-8279	31-8353	EM-8353	31-8426	EM-8034	31-8499	EM-8499
31-8280	EM-8280	31-8354	EM-8344	31-8427	EM-8427	31-8501	EM-2731
31-8281	EM-8281	31-8355	EM-8195	31-8428	EM-8120	31-8502	EM-8502
31-8282	EM-8282	31-8356	EM-8195	31-8429	EM-8177	31-8503	EM-8503
31-8283	EM-8283	31-8357	EM-8193	31-8430	EM-8430	31-8505	EM-2731
31-8284	EM-8284	31-8358	EM-8213	31-8431	EM-8431	31-8506	EM-8506
31-8285	EM-8142	31-8359	EM-8359	31-8433	EM-8435	31-8507	EM-8507
31-8286	EM-8181	31-8360	EM-8014	31-8434	EM-8434	31-8508	EM-8508
31-8287	EM-8287	31-8361	EM-8361	31-8435	EM-8435	31-8509	DS-8509
31-8288	EM-8411	31-8362	EM-8485	31-8436	EM-8435	31-8510	EM-8510
31-8289	EM-8431	31-8363	EM-8363	31-8437	EM-8435	31-8511	EM-8511
31-8290	EM-8290	31-8364	EM-8166	31-8438	EM-8438	31-8512	EM-8512
31-8291	EM-8619	31-8365	EM-8365	31-8439	EM-8439	31-8513	EM-8513
31-8292	EM-8292	31-8366	EM-8207	31-8440	EM-8439	31-8514	EM-8514
31-8293	EM-8293	31-8367	EM-8368	31-8441	EM-8586	31-8515	EM-8078
31-8294	EM-8294	31-8368	EM-8368	31-8442	EM-8442	31-8516	EM-8516
31-8295	EM-8295	31-8369	EM-8482	31-8443	EM-8586	31-8517	EM-8517
31-8296	EM-8296	31-8370	EM-8190	31-8444	EM-8579	31-8518	EM-8282
31-8298	EM-8304	31-8371	EM-8201	31-8445	EM-8445	31-8519	EM-8282
31-8299	EM-8001	31-8372	EM-8208	31-8446	EM-8579	31-8520	EM-8490
31-8300	EM-8300	31-8373	EM-8014	31-8447	EM-8576	31-8521	EM-8521
31-8301	EM-8304	31-8374	EM-8374	31-8448	EM-8586	31-8522	EM-8522
31-8302	EM-8304	31-8375	EM-8375	31-8449	EM-8586	31-8523	EM-8524
31-8303	EM-8303	31-8376	EM-8167	31-8450	EM-8586	31-8524	EM-8524
31-8304	EM-8304	31-8377	EM-8377	31-8451	EM-8352	31-8525	EM-8525

CROSS REFERENCE

Mfg Part No	Our Part	Mfg Part No	Our Part	Mfg Part No	Our Part	Mfg Part No	Our Part
CAR QUEST (cont.)		CAR QUEST (cont.)		CAR QUEST (cont.)		CAR QUEST (cont.)	
31-8526	EM-8576	31-8599	EM-8599	31-8672	EM-8672	31-8744	EM-8744
31-8527	EM-8314	31-8600	EM-8600	31-8673	EM-8673	31-8745	EM-8745
31-8528	EM-8197	31-8601	EM-8601	31-8674	EM-8674	31-8746	EM-8746
31-8529	EM-8529	31-8602	EM-8602	31-8675	EM-8675	31-8747	EM-8747
31-8530	DS-8531	31-8603	EM-8603	31-8676	EM-8676	31-8748	EM-8748
31-8531	DS-8531	31-8604	EM-8604	31-8677	EM-8677	31-8749	EM-8749
31-8532	DS-8532	31-8605	EM-8605	31-8678	EM-8678	31-8750	EM-8750
31-8533	DS-8533	31-8606	EM-8606	31-8679	EM-8679	31-8751	EM-8751
31-8535	DS-8535	31-8607	EM-8607	31-8680	EM-8680	31-8752	EM-8752
31-8536	EM-8005	31-8608	EM-8608	31-8681	EM-8681	31-8753	EM-8753
31-8537	EM-8402	31-8609	EM-8609	31-8682	EM-8682	31-8754	EM-8754
31-8538	DS-8538	31-8611	EM-8611	31-8683	EM-8683	31-8755	EM-8755
31-8539	EM-8539	31-8612	EM-8612	31-8684	EM-8684	31-8756	EM-8756
31-8540	EM-8803	31-8613	EM-8612	31-8685	EM-8685	31-8757	EM-8757
31-8541	EM-8803	31-8614	EM-8614	31-8686	EM-8686	31-8758	EM-8758
31-8542	EM-8542	31-8615	EM-8615	31-8687	EM-8687	31-8759	EM-8759
31-8543	EM-8544	31-8616	EM-8616	31-8688	EM-8688	31-8760	EM-8760
31-8544	EM-8544	31-8617	EM-8617	31-8689	EM-8689	31-8761	EM-8042
31-8545	EM-8545	31-8618	EM-8236	31-8690	EM-8690	31-8762	EM-8762
31-8546	EM-8548	31-8619	EM-8619	31-8691	EM-8691	31-8763	EM-8762
31-8547	EM-8548	31-8620	EM-8620	31-8692	EM-8692	31-8764	EM-8764
31-8548	EM-8548	31-8621	EM-8621	31-8693	EM-8693	31-8765	EM-8788
31-8549	DS-8549	31-8622HY	EM-8622	31-8694	EM-8694	31-8766	EM-8597
31-8550	DS-8550	31-8623	EM-8623	31-8695	EM-8695	31-8767	EM-8597
31-8551	DS-8551	31-8624	EM-8594	31-8696	EM-8696	31-8768	EM-8768
31-8552	EM-8552	31-8626	DS-8626	31-8697	EM-8697	31-8769	EM-8769
31-8553	EM-8553	31-8627	DS-8627	31-8698	EM-8698	31-8770	EM-8770
31-8554	EM-8554	31-8628	EM-8229	31-8699	EM-8699	31-8771	EM-8771
31-8555	EM-8103	31-8629	EM-8629	31-8700	EM-8700	31-8772	EM-8772
31-8556	EM-8556	31-8630	EM-8630	31-8701	EM-8701	31-8773	EM-8774
31-8557	EM-8107	31-8631	EM-8631	31-8703	EM-2855	31-8774	EM-8774
31-8558	EM-8205	31-8632	EM-8632	31-8704	EM-8704	31-8775	EM-8775
31-8559	EM-8559	31-8633	EM-8230	31-8705	EM-8705	31-8776	EM-8775
31-8560	EM-8560	31-8634	DS-8634	31-8706	EM-2856	31-8777	EM-8778
31-8561	EM-8068	31-8635	DS-8635	31-8707	EM-2857	31-8778	EM-8778
31-8562	EM-8095	31-8636	DS-8636	31-8709	EM-8709	31-8779	EM-8778
31-8563	EM-8563	31-8638HY	EM-8663	31-8710	EM-8710	31-8780	EM-8780
31-8565	DS-8565	31-8639	EM-8639	31-8711	EM-8711	31-8781	EM-8781
31-8566	EM-8566	31-8640	EM-8640	31-8712	EM-8041	31-8782	EM-8782
31-8567	EM-8124	31-8641	EM-8641	31-8713	EM-8041	31-8783	EM-8783
31-8568	EM-8568	31-8642	EM-8642	31-8714	EM-8042	31-8784	EM-8784
31-8569	EM-8568	31-8643	EM-8643	31-8715	EM-8715	31-8785	EM-8783
31-8571	EM-8571	31-8644	EM-8644	31-8716	EM-8716	31-8786	EM-8786
31-8572	EM-8572	31-8645	EM-8389	31-8717	EM-8717	31-8787	EM-8787
31-8573	EM-8010	31-8646	EM-8196	31-8718	EM-8718	31-8788	EM-8788
31-8574	EM-8574	31-8647	EM-8164	31-8719	EM-8719	31-8789	EM-8789
31-8575	EM-8575	31-8648	EM-8648	31-8720	EM-8719	31-8790	EM-8790
31-8576	EM-8576	31-8649	EM-8649	31-8721	EM-8721	31-8791	EM-8791
31-8577	EM-8577	31-8650	EM-8650	31-8722	EM-8722	31-8792	EM-8792
31-8578	EM-8578	31-8651	EM-8651	31-8723	EM-8723	31-8793	EM-8793
31-8579	EM-8579	31-8652	EM-8652	31-8724	EM-8724	31-8794	EM-8794
31-8580	EM-8055	31-8653	EM-8653	31-8725	EM-8725	31-8795	EM-8795
31-8581	EM-8512	31-8654	EM-8654	31-8726	EM-8726	31-8796	EM-8796
31-8582	EM-8582	31-8655	EM-8655	31-8727	EM-8727	31-8797	EM-8797
31-8584	EM-8584	31-8656	EM-8656	31-8728	EM-8728	31-8798	EM-8798
31-8585	EM-8205	31-8657	EM-8657	31-8729	EM-8729	31-8799	EM-8799
31-8586	EM-8586	31-8658	EM-8658	31-8730	EM-8730	31-8800	EM-8800
31-8587	DS-8587	31-8659	EM-8659	31-8731	EM-8731	31-8801	EM-8801
31-8588	DS-8588	31-8660	EM-8660	31-8732	EM-8732	31-8802	EM-8802
31-8589	EM-8589	31-8661	EM-8661	31-8733	EM-8733	31-8803	EM-8803
31-8590HY	EM-8663	31-8662HY	EM-8662	31-8734	EM-8734	31-8804	EM-8804
31-8591	DS-8591	31-8663HY	EM-8663	31-8736	EM-8736	31-8805	EM-8805
31-8592	EM-8592	31-8664	EM-8664	31-8737	EM-8044	31-8806	EM-8806
31-8593	EM-8593	31-8665	EM-8665	31-8738	EM-8738	31-8807	EM-8807
31-8594	EM-8594	31-8666	EM-8165	31-8739	EM-8738	31-8808	EM-8681
31-8595	EM-8595	31-8667	EM-8667	31-8740	EM-8740	31-8809	EM-8296
31-8596	EM-8596	31-8668	EM-8668	31-8741	EM-8741	31-8810	EM-8296
31-8597	EM-8597	31-8669	EM-8669	31-8742	EM-8742	31-8811	EM-8811
31-8598	EM-8598	31-8670	EM-8670	31-8743	EM-8743	31-8812	EM-8812

CROSS REFERENCE

Mfg Part No	Our Part	Mfg Part No	Our Part	Mfg Part No	Our Part	Mfg Part No	Our Part
CAR QUEST (cont.)		CAR QUEST (cont.)		CAR QUEST (cont.)		CAR QUEST (cont.)	
31-8813	EM-8813	31-8882	EM-8882	31-8951	EM-8951	31-9018	EM-9018
31-8814	EM-8814	31-8883	EM-8883	31-8952	EM-8952	31-9019	EM-9019
31-8815	EM-8093	31-8884	EM-8884	31-8953	EM-8953	31-9020	EM-9020
31-8816	EM-8816	31-8885	EM-8885	31-8954	EM-8954	31-9021HY	EM-9021
31-8817	EM-8817	31-8886	EM-8886	31-8954HY	EM-8954	31-9022	EM-9022
31-8818	EM-8818	31-8887	EM-8887	31-8955	EM-8955	31-9023	EM-9023
31-8819	EM-8819	31-8888	EM-8888	31-8956	EM-8956	31-9024	EM-9024
31-8820	EM-8820	31-8889	EM-8889	31-8957	EM-8957	31-9025	EM-9025
31-8821	EM-8821	31-8890	EM-8890	31-8958	EM-8958	31-9026	EM-9026
31-8822	EM-8822	31-8891	EM-8891	31-8959	EM-8959	31-9027	EM-9027
31-8823	EM-8823	31-8892	EM-8892	31-8960	EM-8960	31-9028	EM-9028
31-8824	EM-8824	31-8893	EM-8893	31-8961	EM-8961	31-9029	EM-9029
31-8825	EM-8825	31-8894	EM-8894	31-8962	EM-8962	31-9030	EM-9030
31-8826	EM-8826	31-8895	EM-8895	31-8963	EM-8963	31-9031	EM-9031
31-8827HY	EM-8663	31-8896	EM-8896	31-8964	EM-8964	31-9032	EM-9032
31-8828HY	EM-8828	31-8897	EM-8897	31-8965	EM-8965	31-9033	EM-9033
31-8829HY	EM-8829	31-8898	EM-8898	31-8966	EM-8966	31-9034	EM-9034
31-8830	EM-8830	31-8899	EM-8899	31-8967	EM-8967	31-9035	EM-9035
31-8831	EM-8831	31-8900	EM-8900	31-8967HY	EM-8967	31-9036	EM-2985
31-8832HY	EM-8832	31-8901	EM-8901	31-8968	EM-8968	31-9037	EM-9037
31-8833HY	EM-8832	31-8902	EM-8902	31-8969	EM-8644	31-9038	EM-9038
31-8834HY	EM-8834	31-8903	EM-8903	31-8970	EM-8970	31-9039	EM-9039
31-8835HY	EM-8835	31-8904	EM-8904	31-8971	EM-8971	31-9040	EM-9040
31-8836HY	EM-8836	31-8905	EM-8905	31-8972	EM-8008	31-9041	EM-9041
31-8837HY	EM-8834	31-8906	EM-8906	31-8973	EM-8973	31-9042	EM-9042
31-8838HY	EM-8838	31-8907	EM-8907	31-8974	EM-8974	31-9043HY	EM-9043
31-8839HY	EM-8832	31-8908	EM-8908	31-8975	EM-8975	31-9044HY	EM-9044
31-8840HY	EM-8832	31-8909	EM-8909	31-8976	EM-8976	31-9045	EM-9045
31-8841	EM-8616	31-8910	EM-8910	31-8977	EM-8977	31-9046	EM-9046
31-8842	EM-8616	31-8911	EM-8911	31-8978	EM-8978	31-9047	EM-9047
31-8843	EM-8843	31-8912	EM-8912	31-8979	EM-8979	31-9048	EM-9048
31-8844	EM-8616	31-8913	EM-8913	31-8980	EM-8980	31-9049	EM-9049
31-8845	EM-8845	31-8914	EM-8914	31-8981	EM-8981	31-9050	EM-9050
31-8846	EM-8846	31-8915	EM-8915	31-8982	EM-8982	31-9051	EM-9051
31-8847	EM-8847	31-8916	EM-8916	31-8983	EM-8983	31-9052	EM-9018
31-8848	EM-8848	31-8917	EM-8917	31-8984HY	EM-8984	31-9053	EM-9053
31-8849	EM-8849	31-8918	EM-8918	31-8985	EM-8985	31-9054	EM-9054
31-8850	EM-8850	31-8919	EM-8919	31-8986	EM-8986	31-9055	EM-9055
31-8851	EM-8851	31-8920	EM-8920	31-8987	EM-8987	31-9056	EM-9056
31-8852	EM-8852	31-8921	EM-8921	31-8988	EM-8988	31-9057	EM-9057
31-8853	EM-8853	31-8922	EM-8921	31-8989	EM-8989	31-9058	EM-9058
31-8854	EM-8854	31-8923	EM-8923	31-8990	EM-8990	31-9059	EM-9059
31-8855	EM-8855	31-8924	EM-8923	31-8991	EM-8991	31-9060	EM-9060
31-8856	EM-8856	31-8925	EM-8925	31-8992	EM-8992	31-9061	EM-9061
31-8857	EM-8857	31-8926	EM-8926	31-8993	EM-8993	31-9062	EM-9062
31-8858	EM-8858	31-8927	EM-8921	31-8994	EM-8994	31-9063	EM-9063
31-8859	EM-8859	31-8928	EM-8928	31-8995	EM-8995	31-9064	EM-9064
31-8860	EM-8860	31-8929	EM-8929	31-8996	EM-8996	31-9065HY	EM-9065
31-8861	EM-8460	31-8930	EM-8930	31-8997HY	EM-8997	31-9066	EM-9066
31-8862	EM-8862	31-8931	EM-8931	31-8998HY	EM-8998	31-9067	EM-9067
31-8863	EM-8863	31-8932	EM-8932	31-8999	EM-8999	31-9068	EM-9068
31-8864	EM-8864	31-8933	EM-8933	31-9000	EM-9000	31-9069	EM-8261
31-8865	EM-8865	31-8934	EM-8934	31-9001HY	EM-9001	31-9070	EM-9070
31-8866	EM-8866	31-8935	EM-8935	31-9002	EM-9002	31-9071	EM-9071
31-8867	EM-8867	31-8936	EM-8936	31-9003HY	EM-9003	31-9072	EM-9072
31-8868	EM-8868	31-8937	EM-8937	31-9004HY	EM-9004	31-9073	EM-9073
31-8869	EM-8869	31-8938	EM-8938	31-9005HY	EM-9005	31-9074	EM-9074
31-8870	EM-8870	31-8939	EM-8939	31-9006HY	EM-8795	31-9075	EM-8895
31-8871	EM-8871	31-8940	EM-8940	31-9007HY	EM-9007	31-9076	EM-9076
31-8872	EM-8872	31-8941	EM-8941	31-9008HY	EM-9008	31-9077	EM-9077
31-8873	EM-8873	31-8942	EM-8943	31-9009HY	EM-9009	31-9078	EM-9078
31-8874	EM-8874	31-8943	EM-8943	31-9010	EM-9010	31-9079	EM-9079
31-8875	EM-8875	31-8944	EM-8944	31-9011	EM-9011	31-9080	EM-9080
31-8876	EM-8876	31-8945	EM-8945	31-9012	EM-9012	31-9081	EM-9081
31-8877	EM-8877	31-8946	EM-8945	31-9013	EM-9013	31-9082	EM-9082
31-8878	EM-8878	31-8947	EM-8947	31-9014	EM-9014	31-9083HY	EM-9083
31-8879	EM-8879	31-8948	EM-8948	31-9015	EM-9015	31-9084	EM-9084
31-8880	EM-8880	31-8949	EM-8949	31-9016	EM-9016	31-9085	EM-9085
31-8881	EM-8881	31-8950	EM-8950	31-9017HY	EM-9017	31-9086	EM-9086

CROSS REFERENCE

Mfg Part No	Our Part	Mfg Part No	Our Part	Mfg Part No	Our Part	Mfg Part No	Our Part
CAR QUEST (cont.)		CAR QUEST (cont.)		CAR QUEST (cont.)		CAR QUEST (cont.)	
31-9087	EM-9087	31-9160	EM-2829	31-9237	EM-2073	33-10772	EM-2884
31-9088	EM-9088	31-9161	EM-2838	31-9238	EM-2126	33-10773	EM-3151
31-9089	EM-9089	31-9162	EM-2859	31-9239	EM-2127	33-10774	EM-3150
31-9090	EM-9090	31-9163	EM-2007	31-9240	EM-2268	33-10776	EM-3136
31-9091	EM-9091	31-9164	EM-2050	31-9241	EM-2171	33-10777	EM-3151
31-9092HY	EM-9092	31-9165	EM-2091	31-9242	EM-2216	33-10778	EM-3150
31-9093	EM-9093	31-9166	EM-2092	31-9243	EM-2217	33-10863	EM-9426
31-9094	EM-9094	31-9167	EM-2110	31-9244	EM-2349	33-10888	EM-5957
31-9095	EM-9095	31-9168	EM-2120	31-9245	EM-2253	33-10936	EM-4044
31-9096	EM-9096	31-9169	EM-2142	31-9246	EM-2288	33-10972	EM-5994
31-9097HY	EM-9003	31-9171	EM-2218	31-9247	EM-2294	33-11067	EM-9445
31-9098	EM-9098	31-9172	EM-2238	31-9248	EM-2302	33-11185	EM-5862
31-9099	EM-9099	31-9173	EM-2287	31-9249	EM-2307	33-11186	EM-4027
31-9100	EM-9100	31-9174	EM-2250	31-9250	EM-2372	33-11187	EM-5515
31-9101HY	EM-9101	31-9175	EM-2270	31-9251	EM-2349	33-11191	EM-4047
31-9102	EM-9102	31-9176	EM-2271	31-9252	EM-2525	33-11218	EM-4095
31-9103	EM-9103	31-9178	EM-2296	31-9253	EM-2374	33-11481	EM-4134
31-9104	EM-9104	31-9179	EM-2275	31-9254	EM-2388	33-11518	EM-3135
31-9105	EM-9105	31-9180	EM-2276	31-9255	EM-2392	33-11685	EM-4017
31-9106	EM-9106	31-9181	EM-2277	31-9256	EM-2471	33-11686	EM-9428
31-9107	EM-9107	31-9182	EM-2279	31-9257	EM-2508	33-11687	EM-9459
31-9108	EM-9108	31-9183	EM-2303	31-9259	EM-2565	33-11688	EM-4000
31-9109	EM-9109	31-9184	EM-2319	31-9260	EM-2712	33-11688	EM-4001
31-9110HY	EM-9110	31-9185	EM-2328	31-9261	EM-2750	33-11689	EM-4019
31-9111	EM-9111	31-9186	EM-2356	31-9262	EM-2751	33-11690	EM-9417
31-9112	EM-2410	31-9187	EM-2357	31-9263	EM-2730	33-11691	EM-9459
31-9113	EM-9113	31-9188	EM-2367	31-9264	EM-2857	33-11700	EM-5793
31-9114	EM-9114	31-9189	EM-2368	31-9265	EM-2858	33-11704	EM-4062
31-9115	EM-9115	31-9190	EM-2370	31-9267	EM-2884	33-11705	EM-4061
31-9116	EM-9116	31-9191	EM-2387	31-9268	EM-8503	33-11708	EM-5875
31-9117	EM-9117	31-9192	EM-2395	31-9269	EM-8544	33-11813	EM-4049
31-9118	EM-9118	31-9193	EM-2436	31-9270	DS-6051	33-12004	EM-3087
31-9120	EM-9120	31-9194	EM-2600	33-10009	EM-9205	33-12575	EM-4072
31-9121	EM-9121	31-9195	EM-2457	33-10066	EM-5984	33-5364	EM-2949
31-9122	EM-9122	31-9195	EM-2469	33-10080	EM-9247	33-7139	EM-9312
31-9123	EM-9123	31-9196	EM-2470	33-10082	EM-5840	33-8341	EM-9055
31-9124	EM-9124	31-9197	EM-2458	33-10085	EM-5795	33-9146HY	EM-9146
31-9125	EM-9125	31-9198	EM-2457	33-10126	EM-9527	3311053	EM-7058
31-9126	EM-2910	31-9199	EM-2503	33-10133	EM-3037	35-6027	DS-6027
31-9127	EM-9127	31-9200	EM-2504	33-10149	EM-5734	35-6028	DS-6028
31-9128HY	EM-9128	31-9201	EM-2500	33-10189	EM-5844	35-6035	DS-6035
31-9129HY	EM-9129	31-9202	EM-2550	33-10197	EM-5846	35-6036	DS-6056
31-9130	EM-9130	31-9204	EM-2562	33-10281	EM-5847	35-6047	DS-6038
31-9131	EM-9131	31-9205	EM-2563	33-10292	EM-5672	35-6049	DS-6040
31-9132	EM-2649	31-9206	EM-2538	33-10293	EM-5132	35-6050	DS-6048
31-9133	EM-9133	31-9207	EM-8225	33-10294	EM-5818	35-6051	DS-6049
31-9134	EM-9134	31-9208	EM-2660	33-10295	EM-5647	35-6053	DS-6051
31-9135	EM-8681	31-9210	EM-2351	33-10296	EM-5649	35-6055	DS-6052
31-9136	EM-9136	31-9211	EM-8239	33-10297	EM-5835	35-6058	DS-6053
31-9137	EM-9137	31-9212	EM-2681	33-10298	EM-9599	35-6061	DS-6061
31-9138	EM-9138	31-9213	EM-8568	33-10300	EM-5837	35-6062	DS-6062
31-9139	EM-9139	31-9214	EM-8100	33-10301	EM-9494	35-9277	EM-8402
31-9140	EM-9140	31-9215	EM-8073	33-10302	EM-9420	35-9278	EM-8497
31-9141	EM-9141	31-9216	EM-2326	33-10305	EM-9299	35-9279	EM-8662
31-9142	EM-9142	31-9217	EM-3006	33-10306	EM-9427	35-9280	EM-8266
31-9143	EM-9143	31-9218	EM-2912	33-10307	EM-9423	35-9281	EM-8979
31-9144	EM-9144	31-9220	EM-8107	33-10308	EM-3096	35-9282	EM-8485
31-9145HY	EM-9145	31-9221	EM-8100	33-10309	EM-4018	35-9283	EM-8485
31-9147	EM-9147	31-9222	EM-8238	33-10310	EM-9313	35-9284	EM-8303
31-9148	EM-2835	31-9223	EM-8456	33-10311	EM-9454	35-9286	EM-2406
31-9150	EM-8104	31-9225	EM-8584	33-10312	EM-5861	35-9288	EM-8012
31-9151	EM-2709	31-9226	EM-8691	33-10312	EM-9546	35-9289	EM-2681
31-9153	EM-8010	31-9227	EM-8188	33-10313	EM-9538	35-9292	EM-8803
31-9154	EM-8100	31-9228	EM-3048	33-10389	EM-5851	35-9293	EM-8200
31-9155	EM-2959	31-9229	EM-2819	33-10483	EM-4097	35-9294	EM-8208
31-9156	EM-2902	31-9230	EM-2876	33-10509	EM-4022	35-9295	EM-8643
31-9157	EM-2903	31-9231HY	EM-2836	33-10583	EM-5741	35-9296	EM-8175
31-9158	EM-8239	31-9232HY	EM-2804	33-10749	EM-9507	35-9297	EM-8209
31-9159	EM-2493	31-9233	EM-2893	33-10750	EM-9507	35-9298	EM-8681

CROSS REFERENCE

Mfg Part No	Our Part	Mfg Part No	Our Part	Mfg Part No	Our Part	Mfg Part No	Our Part
CAR QUEST (cont.)		CAR QUEST (cont.)		DEA / MRC (cont.)		DEA / MRC (cont.)	
35-9299	EM-8006	37-10110	DS-6079	A2239	EM-2282	A2317	EM-2317
35-9300	EM-8665	37-10114	DS-6501	A2240	EM-2240	A2319	EM-2319
35-9302	EM-2744	37-10116	DS-6502	A2241	EM-2241	A2320	EM-2320
35-9303	EM-8255	37-10122	DS-6516	A2242	EM-2242	A2321	EM-2321
35-9304	EM-8122	37-10123	DS-6500	A2244	EM-2287	A2323	EM-2323
35-9305	EM-8078	37-10124	DS-6079	A2245	EM-2142	A2324	EM-2324
35-9306	EM-8292	DEA / MRC		A2246	EM-2142	A2325	EM-2325
35-9307	EM-5067	A2007	EM-2007	A2247	EM-2240	A2326	EM-2326
35-9309	EM-8055	A2009	EM-2009	A2248	EM-2241	A2327	EM-2327
35-9310	EM-8259	A2010	EM-2010	A2249	EM-2249	A2328	EM-2328
35-9311	EM-8512	A2014	EM-2014	A2250	EM-2250	A2329	EM-2329
35-9312	EM-8079	A2018	EM-2018	A2253	EM-2253	A2330	EM-2330
35-9314	EM-8224	A2039	EM-2039	A2254	EM-2254	A2331	EM-2331
35-9315	EM-9000	A2040	EM-2040	A2255	EM-2255	A2332	EM-2332
35-9316	EM-9004	A2041	EM-2041	A2256	EM-2256	A2333	EM-2333
35-9317	EM-9005	A2048	EM-2048	A2257	EM-2257	A2334	EM-2250
35-9318	EM-8593	A2050	EM-2050	A2258	EM-2253	A2335	EM-2335
35-9320	EM-8138	A2053	EM-2053	A2261	EM-2261	A2336	EM-2336
35-9321	EM-8402	A2055	EM-5465	A2262	EM-2262	A2337	EM-2337
35-9322	EM-8435	A2057	EM-2057	A2263	EM-2263	A2338	EM-2338
35-9323	EM-8103	A2060	EM-2060	A2264	EM-2264	A2339	EM-2339
35-9324	EM-8132	A2070	EM-2070	A2265	EM-2265	A2340	EM-2340
35-9325	EM-8119	A2073	EM-2073	A2266	EM-2266	A2341	EM-2341
35-9326	EM-8641	A2091	EM-2091	A2267	EM-2267	A2344	EM-2344
35-9327	EM-8641	A2092	EM-2092	A2268	EM-2268	A2345	EM-2345
35-9328	EM-8209	A2107	EM-2107	A2268C	EM-2268	A2346	EM-2346
35-9329	EM-8270	A2108	EM-2108	A2270	EM-2270	A2347	EM-2347
35-9330	EM-8164	A2110	EM-2110	A2271	EM-2271	A2348	EM-2348
35-9331	EM-8349	A2119	EM-2119	A2272	EM-2272	A2349	EM-2349
35-9332	EM-8213	A2120	EM-2120	A2273	EM-2274	A2350	EM-2350
35-9333	EM-8283	A2121	EM-2121	A2274	EM-2274	A2351	EM-2351
35-9334	EM-8663	A2122	EM-2122	A2275	EM-2275	A2353	EM-2353
35-9335	EM-8639	A2123	EM-2123	A2276	EM-2276	A2356	EM-2356
35-9336	EM-8828	A2124	EM-2124	A2277	EM-2277	A2357	EM-2357
35-9337	EM-8829	A2125	EM-2125	A2278	EM-2278	A2358	EM-2358
35-9338	EM-8832	A2126	EM-2126	A2279	EM-2279	A2359	EM-2359
35-9339	EM-8834	A2127	EM-2127	A2280	EM-2280	A2360	EM-2360
35-9340	EM-8834	A2141	EM-2141	A2281	EM-2281	A2361	EM-2349
35-9341	EM-8836	A2142	EM-2142	A2282	EM-2282	A2362	EM-2362
35-9342	EM-8834	A2143	EM-2143	A2283	EM-2283	A2363	EM-2363
35-9343	EM-8838	A2150	EM-2150	A2284	EM-2284	A2364	EM-2364
35-9344	EM-8832	A2162	EM-2162	A2285	EM-2285	A2365	EM-2365
35-9345	EM-8193	A2163	EM-2163	A2286	EM-2286	A2366	EM-2525
35-9346	EM-2409	A2167	EM-2167	A2287	EM-2287	A2367	EM-2367
35-9348	EM-8063	A2170	EM-2170	A2288	EM-2288	A2368	EM-2368
35-9349	EM-2742	A2171	EM-2171	A2289	EM-2289	A2369	EM-2369
35-9350	EM-8644	A2172	EM-2172	A2290	EM-2290	A2370	EM-2370
35-9351	EM-8277	A2201	EM-5401	A2291	EM-2291	A2371	EM-2371
35-9352	EM-8041	A2204	EM-2204	A2292	EM-2292	A2372	EM-2372
35-9353	EM-8303	A2205	EM-2205	A2293	EM-2293	A2373	EM-2373
35-9354	EM-8140	A2206	EM-2206	A2294	EM-2294	A2374	EM-2374
35-9355	EM-8140	A2215	EM-2268	A2295	EM-2295	A2375	EM-2375
35-9356	EM-8374	A2216	EM-2216	A2296	EM-2296	A2376	EM-2376
35-9357	EM-9095	A2217	EM-2217	A2297	EM-2297	A2377	EM-2370
35-9358	EM-8593	A2218	EM-2218	A2298	EM-2298	A2378	EM-2378
35-9359	EM-2487	A2219	EM-2219	A2299	EM-2299	A2379	EM-2379
35-9360	EM-2487	A2220	EM-2220	A2300	EM-2512	A2381	EM-2381
35-9362	EM-8214	A2221	EM-2221	A2301	EM-2301	A2382	EM-2382
35-9363	EM-8018	A2222	EM-2222	A2302	EM-2302	A2383	EM-2382
35-9364	EM-8151	A2223	EM-2223	A2303	EM-2303	A2384	EM-2384
35-9365	EM-8218	A2225	EM-2225	A2304	EM-2304	A2385	EM-2385
35-9366	EM-8222	A2226	EM-2226	A2305	EM-2305	A2387	EM-2387
35-9367	EM-8586	A2227	EM-2227	A2306	EM-2306	A2388	EM-2388
35-9368	EM-8586	A2228	EM-2228	A2307	EM-2307	A2389	EM-2389
35-9369	EM-8236	A2231	EM-2231	A2309	EM-2309	A2390	EM-2389
35-9370	EM-8672	A2234	EM-2234	A2310	EM-2310	A2391	EM-2391
35-9371	EM-9060	A2235	EM-2235	A2311	EM-2311	A2392	EM-2392
35-9374	EM-8614	A2236	EM-2349	A2314	EM-2369	A2393	EM-2393
37-10018	DS-6066	A2238	EM-2238	A2316	EM-2316	A2394	EM-2394

CROSS REFERENCE

Mfg Part No	Our Part	Mfg Part No	Our Part	Mfg Part No	Our Part	Mfg Part No	Our Part
DEA / MRC (cont.)		DEA / MRC (cont.)		DEA / MRC (cont.)		DEA / MRC (cont.)	
A2395	EM-2395	A2475	EM-2549	A2544	EM-2531	A2639	EM-2639
A2396	EM-2396	A2476	EM-2550	A2545	EM-2457	A2640	EM-2640
A2400	EM-2400	A2477	EM-2477	A2546	EM-2458	A2641	EM-2641
A2401	EM-2401	A2478	EM-2381	A2547	EM-2458	A2642	EM-2642
A2402	EM-2402	A2479	EM-2457	A2548HY	EM-2548	A2643	EM-2643
A2403	EM-2403	A2480	EM-2458	A2549	EM-2549	A2644	EM-2644
A2404	EM-2404	A2481	EM-2457	A2550	EM-2550	A2645	EM-2645
A2405	EM-2405	A2482	EM-2457	A2551HY	EM-2551	A2646	EM-2646
A2406	EM-2406	A2483	EM-2458	A2552HY	EM-2551	A2647	EM-2646
A2407	EM-2407	A2484	EM-2458	A2553HY	EM-2553	A2648	EM-2815
A2408	EM-2408	A2485	EM-2458	A2554HY	EM-2551	A2649	EM-2649
A2409	EM-2409	A2486	EM-2458	A2555HY	EM-2555	A2650	EM-2650
A2410	EM-2410	A2487	EM-2487	A2556HY	EM-2556	A2651	EM-2651
A2411	EM-9076	A2488	EM-2488	A2557	EM-2557	A2652	EM-2652
A2413	EM-2413	A2489	EM-2489	A2558	EM-2558	A2653	EM-2653
A2414	EM-2414	A2490	EM-2490	A2559	EM-2559	A2654	EM-2654
A2415	EM-2415	A2491	EM-2491	A2560	EM-2557	A2655	EM-2655
A2417	EM-2417	A2492	EM-2492	A2561	EM-2528	A2656	EM-2656
A2418	EM-2418	A2493	EM-2493	A2562	EM-2562	A2657	EM-2657
A2419	EM-2419	A2494	EM-2494	A2563	EM-2563	A2658	EM-2658
A2420	EM-2420	A2495	EM-2495	A2564	EM-2564	A2659	EM-2659
A2421	EM-2421	A2496	EM-2496	A2565	EM-2565	A2660HY	EM-2660
A2424	EM-2424	A2497	EM-2497	A2566	EM-2566	A2661HY	EM-2661
A2425	EM-2425	A2498	EM-2498	A2567	EM-2567	A2662	EM-2662
A2426	EM-2426	A2499	EM-2499	A2568	EM-2568	A2663	EM-2663
A2427	EM-2427	A2500	EM-2500	A2569	EM-2569	A2664	EM-2664
A2428	EM-2428	A2501	EM-2501	A2570	EM-2570	A2665	EM-2665
A2429	EM-2429	A2502	EM-2502	A2571	EM-2571	A2666	EM-2639
A2433	EM-2433	A2503	EM-2503	A2572	EM-2572	A2667	EM-2667
A2434	EM-2434	A2504	EM-2504	A2573	EM-2528	A2668	EM-2668
A2435	EM-2436	A2505	EM-2505	A2600	EM-2600	A2669	EM-2657
A2436	EM-2436	A2506	EM-2506	A2601	EM-2601	A2670	EM-2658
A2437	EM-2437	A2507	EM-2395	A2602	EM-2601	A2671	EM-2671
A2438	EM-2438	A2508	EM-2508	A2603	EM-2601	A2672	EM-2394
A2439	EM-2439	A2509	EM-2436	A2604	EM-2601	A2673	EM-2673
A2440	EM-2440	A2510	EM-2510	A2605	EM-2601	A2674	EM-2674
A2441	EM-2441	A2511	EM-2466	A2606	EM-2601	A2675	EM-2675
A2442	EM-2442	A2512	EM-2512	A2607	EM-2601	A2676	EM-2676
A2444	EM-2444	A2513	EM-2513	A2608	EM-2601	A2677	EM-2677
A2445	EM-2445	A2514	EM-2515	A2609	EM-2609	A2678	EM-2678
A2446	EM-2446	A2515	EM-2515	A2610	EM-2538	A2679	EM-2679
A2447	EM-2447	A2516	EM-2394	A2611	EM-2538	A2680	EM-2680
A2448	EM-2448	A2517	EM-2292	A2612	EM-2538	A2681	EM-2681
A2449	EM-2449	A2518	EM-2501	A2613	EM-2538	A2682	EM-2682
A2450	EM-2451	A2519	EM-2500	A2614	EM-2601	A2683	EM-2683
A2451	EM-2451	A2520	EM-2501	A2615	EM-2615	A2684	EM-2684
A2452	EM-2452	A2521	EM-2500	A2616	EM-2616	A2685	EM-2685
A2453	EM-2453	A2522	EM-2501	A2617	EM-2617	A2686	EM-2686
A2454	EM-2454	A2523	EM-2500	A2618	EM-2618	A2687	EM-2687
A2455	EM-2600	A2524	EM-2524	A2619	EM-2619	A2688	EM-2688
A2456	EM-2456	A2525	EM-2525	A2620	EM-2620	A2689	EM-2689
A2457	EM-2457	A2526	EM-2528	A2621	EM-2621	A2690	EM-2690
A2458	EM-2458	A2527	EM-2528	A2622	EM-2622	A2691	EM-2691
A2459	EM-2459	A2528	EM-2528	A2623	EM-2623	A2692	EM-2692
A2460	EM-2460	A2529	EM-2497	A2624	EM-2624	A2693	EM-2693
A2461	EM-2461	A2530	EM-2388	A2625	EM-2625	A2694HY	EM-2812
A2462	EM-2462	A2531	EM-2531	A2626	EM-2626	A2695HY	EM-2813
A2463	EM-2463	A2532	EM-2532	A2627	EM-2627	A2696HY	EM-2696
A2464	EM-2464	A2533	EM-2533	A2628	EM-2628	A2697HY	EM-2697
A2465	EM-2436	A2534	EM-2534	A2629	EM-2629	A2698HY	EM-2698
A2466	EM-2466	A2535	EM-2436	A2630	EM-2630	A2707HY	EM-2707
A2467	EM-2467	A2536	EM-2536	A2631	EM-2631	A2708	EM-2708
A2468	EM-2469	A2537	EM-2537	A2632	EM-2632	A2709	EM-2709
A2469	EM-2469	A2538	EM-2538	A2633	EM-2633	A2710	EM-2710
A2470	EM-2470	A2539	EM-2538	A2634	EM-2634	A2711HY	EM-2711
A2471	EM-2471	A2540	EM-2538	A2635	EM-2635	A2712HY	EM-2712
A2472	EM-2472	A2541	EM-2538	A2636	EM-2636	A2713	EM-2713
A2473	EM-2473	A2542	EM-2538	A2637	EM-2637	A2714	EM-2714
A2474	EM-2474	A2543	EM-2543	A2638	EM-2638	A2715	EM-2715

CROSS REFERENCE

Mfg Part No	Our Part	Mfg Part No	Our Part	Mfg Part No	Our Part	Mfg Part No	Our Part
DEA / MRC (cont.)		DEA / MRC (cont.)		DEA / MRC (cont.)		DEA / MRC (cont.)	
A2716	EM-2716	A2788HY	EM-2788	A2856	EM-2856	A2926HY	EM-2926
A2717HY	EM-2717	A2789HY	EM-2789	A2857	EM-2857	A2927	EM-2927
A2718	EM-2718	A2790HY	EM-2790	A2858	EM-2858	A2928	EM-2928
A2719	EM-2719	A2791HY	EM-2791	A2859HY	EM-2859	A2929	EM-2929
A2720	EM-2720	A2792HY	EM-2792	A2860	EM-2860	A2930	EM-2930
A2721	EM-2721	A2793	EM-2793	A2861	EM-2861	A2931	EM-2931
A2722	EM-2722	A2794	EM-2794	A2862	EM-2862	A2932HY	EM-2932
A2723	EM-2723	A2795HY	EM-2795	A2863	EM-2863	A2933	EM-2933
A2724	EM-2724	A2796HY	EM-2796	A2864	EM-2864	A2934HY	EM-2934
A2725	EM-2725	A2797	EM-2797	A2866	EM-2866	A2935	EM-2935
A2726	EM-2726	A2798	EM-2798	A2867	EM-2867	A2936	EM-2936
A2727	EM-2727	A2799	EM-2799	A2868	EM-2868	A2938HY	EM-2938
A2728	EM-2728	A2800	EM-2800	A2869	EM-2869	A2939	EM-2939
A2730	EM-2730	A2801	EM-2801	A2870	EM-2870	A2940	EM-2940
A2731	EM-2731	A2802	EM-2802	A2871	EM-2871	A2941	EM-2941
A2732	EM-2731	A2803HY	EM-2803	A2872	EM-2872	A2942HY	EM-2942
A2733	EM-2733	A2804	EM-2804	A2873	EM-2873	A2943HY	EM-2943
A2734	EM-2734	A2805	EM-2805	A2873HY	EM-2837	A2944	EM-2944
A2735	EM-2735	A2806	EM-2806	A2874	EM-2874	A2945	EM-2945
A2736	EM-2736	A2807	EM-2807	A2875	EM-2875	A2947	EM-2947
A2737	EM-2737	A2808	EM-2808	A2876HY	EM-2876	A2948	EM-2948
A2738	EM-2738	A2809	EM-2809	A2877	EM-2622	A2949	EM-2949
A2739	EM-2739	A2810	EM-2810	A2878	EM-2878	A2950	EM-2950
A2740	EM-2740	A2811	EM-2811	A2879HY	EM-2879	A2951	EM-2951
A2741	EM-2741	A2812HY	EM-2812	A2880HY	EM-2880	A2952	EM-2952
A2742	EM-2742	A2813HY	EM-2813	A2881	EM-2881	A2953	EM-2953
A2743	EM-2743	A2814	EM-2814	A2882	EM-2882	A2954	EM-2954
A2744	EM-2744	A2815	EM-2815	A2883	EM-2883	A2955	EM-2955
A2745	EM-2745	A2816	EM-2816	A2884	EM-2884	A2956	EM-2956
A2746	EM-2746	A2817	EM-2817	A2885	EM-2885	A2957	EM-2957
A2747	EM-2747	A2818	EM-2818	A2886	EM-2886	A2958	EM-2958
A2748	EM-2748	A2818HD	EM-2818	A2887	EM-2887	A2959	EM-2959
A2749	EM-2749	A2819	EM-2819	A2888	EM-2888	A2960	EM-2960
A2750	EM-2750	A2820	EM-2820	A2889	EM-2889	A2961	EM-2961
A2751	EM-2751	A2821HY	EM-2821	A2890HY	EM-2890	A2962	EM-2962
A2752	EM-2752	A2822	EM-2822	A2892HY	EM-2892	A2963	EM-2963
A2753	EM-2753	A2823HY	EM-2823	A2893HY	EM-2893	A2964	EM-2964
A2754	EM-2754	A2824HY	EM-2824	A2894HY	EM-2894	A2965	EM-2965
A2755	EM-2755	A2825	EM-2825	A2895HY	EM-2895	A2966	EM-2966
A2756	EM-2756	A2826	EM-2826	A2896HY	EM-2896	A2967HY	EM-2967
A2759	EM-2759	A2827	EM-2827	A2897HY	EM-2897	A2968HY	EM-2968
A2760	EM-2760	A2828	EM-2828	A2898	EM-2898	A2969	EM-2969
A2761	EM-2761	A2829	EM-2829	A2899	EM-2899	A2970	EM-2970
A2762	EM-2762	A2830	EM-2830	A2900	EM-2900	A2971	EM-2971
A2763	EM-2763	A2831	EM-2831	A2901	EM-2901	A2972	EM-2972
A2764	EM-2764	A2832	EM-2832	A2902HY	EM-2902	A2973	EM-2973
A2765	EM-2765	A2833	EM-2833	A2903HY	EM-2903	A2974HY	EM-2974
A2766	EM-2766	A2834	EM-2834	A2904	EM-2904	A2975	EM-2975
A2767	EM-2767	A2835	EM-2835	A2905	EM-2905	A2977	EM-2977
A2768	EM-2768	A2836HY	EM-2836	A2906	EM-2987	A2978	EM-2978
A2769	EM-2769	A2837HY	EM-2837	A2907	EM-2907	A2979	EM-2979
A2770	EM-2770	A2838HY	EM-2838	A2908	EM-2908	A2980	EM-2980
A2771	EM-2771	A2839	EM-2839	A2909	EM-2909	A2981	EM-2981
A2772	EM-2772	A2840HY	EM-2840	A2910HY	EM-2910	A2982	EM-2982
A2773	EM-2773	A2841HY	EM-2841	A2911	EM-2911	A2983	EM-2983
A2774	EM-2774	A2842HY	EM-2842	A2912	EM-2912	A2984	EM-2984
A2775	EM-2775	A2843	EM-2843	A2913	EM-2913	A2985	EM-2985
A2776	EM-2776	A2844	EM-2844	A2914	EM-2914	A2986	EM-2986
A2777	EM-2777	A2845	EM-2845	A2915	EM-2915	A2987HY	EM-2987
A2778	EM-2778	A2846	EM-2846	A2916	EM-2916	A2988	EM-2988
A2779HY	EM-2779	A2847	EM-2847	A2917	EM-2917	A2989	EM-2989
A2780	EM-2780	A2848	EM-2848	A2918	EM-2918	A2990	EM-2990
A2781	EM-2781	A2849	EM-2849	A2919	EM-2919	A2991	EM-2991
A2782	EM-2782	A2850	EM-2850	A2920	EM-2920	A2992	EM-2992
A2783	EM-2783	A2851	EM-2851	A2921	EM-2921	A2993HY	EM-2993
A2784	EM-2784	A2852	EM-2852	A2922	EM-2922	A2994	EM-2994
A2785	EM-2785	A2853	EM-2853	A2923	EM-2923	A2995	EM-2995
A2786	EM-2786	A2854	EM-2854	A2924	EM-2924	A2996HY	EM-2996
A2787	EM-2351	A2855	EM-2855	A2925	EM-2925	A2997	EM-2997

CROSS REFERENCE

Mfg Part No	Our Part	Mfg Part No	Our Part	Mfg Part No	Our Part	Mfg Part No	Our Part
DEA / MRC (cont.)		DEA / MRC (cont.)		DEA / MRC (cont.)		DEA / MRC (cont.)	
A2998	EM-2998	A4021	EM-5895	A42046	EM-7197	A4266	EM-9546
A2999	EM-2999	A4022	EM-5896	A42048	EM-7045	A4267	EM-5901
A3000	EM-3000	A4023	EM-7130	A4205	EM-9227	A4268	EM-9599
A3001	EM-3001	A4024	EM-8832	A42050	EM-9514	A4269	EM-9210
A3002	EM-3002	A4026	EM-5922	A42051	EM-7299	A4270	EM-5900
A3003HY	EM-3003	A4027	EM-7025	A42059	EM-7355	A4271	EM-9436
A3004	EM-3004	A4028	EM-5947	A4206	EM-5206	A4272	EM-7010
A3005	EM-3005	A4029	EM-3189	A42061	EM-7373	A4273	EM-9421
A3006	EM-3006	A4030	EM-3190	A42064	EM-7353	A4274	EM-5750
A3007	EM-3007	A4032	EM-5860	A42066	EM-7298	A4275	EM-9500
A3008	EM-3008	A4033	EM-7020	A42069	EM-7447	A4276	EM-5751
A3009	EM-3009	A4038	EM-5993	A4207	EM-9165	A4277	EM-5752
A3010	EM-3010	A4039	EM-7319	A4208	EM-8164	A4278	EM-5819
A3011	EM-3011	A4041	EM-7194	A4209	EM-9231	A4279	EM-5753
A3014	EM-3014	A4043	EM-9096	A42091	EM-7010	A4280	EM-5754
A3019	EM-3019	A4045	EM-5972	A4210	EM-9235	A4281	EM-5755
A3022	EM-3022	A4046	EM-7265	A4211	EM-5141	A4282	EM-5756
A3023	EM-3023	A4051	EM-7069	A4212	EM-9212	A4283	EM-5757
A3026	EM-3026	A4054	EM-7320	A4213	EM-5448	A4284	EM-5741
A3027	EM-3027	A4058	EM-7159	A4214	EM-5198	A4285	EM-5758
A3031	EM-3031	A4062	EM-7156	A4215	EM-9388	A4286	EM-5759
A3032	EM-3032	A4063	EM-7131	A4216	EM-9226	A4287	EM-9239
A3033	EM-3033	A4064	EM-7132	A4217	EM-8189	A4288	EM-9236
A3034	EM-3034	A4066	EM-5844	A4218	EM-9163	A4289	EM-5761
A3039	EM-3039	A4070	EM-7242	A4219	EM-9484	A4290	EM-5762
A3040	EM-3040	A4071	EM-7243	A4220	EM-9155	A4291	EM-7011
A3041	EM-3041	A4074	EM-7280	A4221	EM-9164	A4292	EM-5763
A3042	EM-3042	A4080	EM-7164	A4222	EM-9053	A4293	EM-5764
A3043	EM-3043	A4082	EM-7331	A4223	EM-9053	A4294	EM-5143
A3044	EM-3044	A4083	EM-7279	A4224	EM-5399	A4295	EM-9237
A3047	EM-3047	A4084	EM-7275	A4225	EM-5384	A4296	EM-5766
A3049	EM-3049	A4086	EM-7330	A4226	EM-9492	A4297	EM-5767
A3052	EM-3052	A4088	EM-7377	A4227	EM-8365	A4298	EM-5768
A3054	EM-3054	A4089	EM-7291	A4228	EM-8401	A4299	EM-5769
A3055	EM-3055	A4090	EM-7290	A4229	EM-5356	A4300	EM-8994
A3065	EM-3065	A4091	EM-7196	A4230	EM-9157	A4301	EM-9217
A3069	EM-3069	A4094	EM-7339	A4231	EM-5653	A4302	EM-9180
A3075HY	EM-3075	A4097	EM-7405	A4233	EM-8200	A4303	EM-9176
A3076HY	EM-3076	A4200	EM-9192	A4234	EM-5367	A4304	EM-9171
A3078	EM-3078	A42000	EM-5144	A4235HY	EM-5921	A4305	EM-9229
A3079HY	EM-3079	A42001	EM-7201	A4236	EM-9197	A4306	EM-7365
A3080HY	EM-3080	A42002	EM-7232	A4237	EM-9249	A4307	EM-9465
A3081	EM-3081	A42003	EM-7233	A4238	EM-9279	A4308	EM-9228
A3082	EM-3082	A42004	EM-7059	A4239HY	EM-5842	A4309	EM-7115
A3085HY	EM-3085	A42006	EM-5975	A4240	EM-9234	A4310	EM-5468
A3415	EM-5063	A4201	EM-9179	A4241	EM-9233	A4311	EM-8682
A3416	EM-5064	A42010	EM-7245	A4242	EM-9232	A4312	EM-9230
A3417	EM-5065	A42011	EM-7200	A4243	EM-9284	A4313	EM-5405
A4000	EM-5518	A42013	EM-5832	A4244	EM-9246	A4314	EM-5556
A4001	EM-5528	A42016	EM-7238	A4245	EM-5403	A4315	EM-8887
A4002	EM-5553	A42017HY	EM-7097	A4246	EM-5647	A4316	EM-5770
A4003	EM-9244	A42019	EM-7237	A4247	EM-5554	A4317	EM-9442
A4004	EM-9580	A4202	EM-9173	A4248	EM-9454	A4318	EM-9228
A4005	EM-5734	A42020	EM-7237	A4249	EM-5749	A4319	EM-5561
A4006	EM-9579	A42022	EM-7384	A4250	EM-5649	A4320	EM-9422
A4007	EM-5747	A42023	EM-7344	A4251	EM-9541	A4321	EM-9414
A4008	EM-5877	A42024	EM-9449	A4252	EM-8643	A4322EL	EM-5655
A4009	EM-5877	A42026	EM-7378	A4253	EM-5646	A4323	EM-5656
A4010	EM-5884	A42029	EM-5897	A4254	EM-5654	A4324	EM-5657
A4011	EM-5885	A4203	EM-9211	A4255	EM-9546	A4325	EM-9248
A4012	EM-5886	A42032	EM-7192	A4256	EM-7041	A4325EL	EM-5748
A4013	EM-5887	A42033	EM-7236	A4257	EM-5835	A4326	EM-9573
A4014	EM-5888	A42034	EM-7250	A4258	EM-5874	A4327	EM-5771
A4015	EM-5889	A42035	EM-7184	A4259	EM-9538	A4328	EM-5772
A4016	EM-5890	A42036	EM-7183	A4260	EM-9599	A4329	EM-5773
A4017	EM-5859	A42037	EM-7259	A4261	EM-9590	A4330	EM-5774
A4018	EM-5892	A42038	EM-7249	A4262	EM-7039	A4331	EM-9471
A4019	EM-5893	A4204	EM-9148	A4263	EM-9494	A4332	EM-9413
A4020	EM-5894	A42045	EM-7198	A4265	EM-9420	A4333	EM-5777

CROSS REFERENCE

Mfg Part No	Our Part	Mfg Part No	Our Part	Mfg Part No	Our Part	Mfg Part No	Our Part
DEA / MRC (cont.)		DEA / MRC (cont.)		DEA / MRC (cont.)		DEA / MRC (cont.)	
A4334	EM-5778	A4432	EM-7313	A4550	EM-5510	A4623	EM-8792
A4335	EM-5779	A4435	EM-5943	A4551	EM-9299	A4624	EM-9305
A4336	EM-9448	A4436	EM-7212	A4552	EM-9437	A4625	EM-9199
A4338	EM-5780	A4438	EM-7235	A4553	EM-9431	A4626	EM-9201
A4339	EM-9446	A4439	EM-7172	A4554	EM-7038	A4627	EM-9278
A4340	EM-9465	A4440	EM-7018	A4555	EM-9411	A4628	EM-9281
A4341	EM-5948	A4441	EM-7264	A4557	EM-9427	A4629	EM-9382
A4342	EM-9471	A4443	EM-7174	A4558	EM-9530	A4630	EM-9383
A4343	EM-9482	A4444	EM-7162	A4559	EM-9423	A4631	EM-9387
A4344	EM-9506	A4446	EM-7325	A4561	EM-9459	A4632	EM-9206
A4345	EM-9456	A4500	EM-9137	A4562	EM-9490	A4633	EM-5574
A4346	EM-7072	A45001	EM-7144	A4563	EM-5785	A4634	EM-8243
A4347	EM-5781	A45002	EM-7301	A4564	EM-5786	A4635	EM-5575
A4348	EM-5782	A45003	EM-7300	A4565	EM-9488	A4637	EM-9207
A4349	EM-9483	A45005	EM-7309	A4566	EM-5787	A4638	EM-5927
A4350	EM-9444	A45006	EM-7324	A4567	EM-9413	A4639	EM-9304
A4351	EM-9452	A45008	EM-7380	A4568	EM-5789	A4640	EM-5796
A4352	EM-9453	A4501	EM-8374	A4570	EM-9443	A4641	EM-5797
A4353	EM-5865	A45011	EM-9299	A4572	EM-9457	A4642	EM-5798
A4354HY	EM-5867	A4502	EM-5400	A4573	EM-9445	A4643	EM-5928
A4355HY	EM-5869	A4503	EM-5376	A4574	EM-5792	A4644	EM-5857
A4356HY	EM-5870	A4504	EM-9168	A4575	EM-5793	A4645	EM-5876
A4357	EM-9577	A4505	EM-9150	A4575EL	EM-5793	A4646	EM-9088
A4358	EM-7173	A4506	EM-9205	A4576	EM-7117	A4647	EM-5929
A4359	EM-9589	A4507	EM-9149	A4577	EM-9439	A4648	EM-5856
A4360	EM-7013	A4508	EM-9175	A4579	EM-9473	A4649	EM-5924
A4361	EM-5969	A4508	EM-9396	A4580	EM-9479	A4651	EM-5822
A4362	EM-9228	A4509	EM-9152	A4581	EM-9409	A4653	EM-5912
A4363	EM-7294	A4510	EM-9151	A4582	EM-9434	A4655	EM-7017
A4364	EM-7204	A4511	EM-9204	A4583	EM-5795	A4694	EM-9394
A4365HY	EM-5866	A4512	EM-5385	A4583EL	EM-5795	A4700	EM-8920
A4366	EM-7205	A4513	EM-9183	A4584	EM-9428	A4701	EM-8916
A4367	EM-7295	A4514	EM-9169	A4585	EM-9617	A4702	EM-8925
A4368	EM-7008	A4515	EM-5449	A4586	EM-5926	A4703	EM-8930
A4369	EM-7128	A4516	EM-9194	A4587	EM-9415	A4704	EM-8923
A4370	EM-7193	A4517	EM-9297	A4588	EM-9385	A4705	EM-8919
A4371HY	EM-7175	A4518	EM-9202	A4589	EM-9386	A4706	EM-8915
A4375	EM-7205	A4519	EM-9441	A4590	EM-9435	A4707	EM-8921
A4400	EM-8909	A4520	EM-9172	A4591	EM-5915	A4708	EM-8917
A4401	EM-9469	A4521	EM-9178	A4592	EM-9450	A4709	EM-8923
A4402	EM-5375	A4522	EM-9128	A4593	EM-9440	A4711	EM-8918
A4403	EM-5362	A4522HY	EM-9128	A4594	EM-9438	A4901	EM-7047
A4404	EM-9196	A4523	EM-9300	A4595	EM-9496	A4905	EM-9405
A4405	EM-9222	A4524	EM-9215	A4596	EM-9426	A4909	EM-7176
A4406	EM-9466	A4525	EM-9214	A4597	EM-9417	A4911	EM-7075
A4407	EM-9461	A4526HY	EM-9247	A4598	EM-9397	A4912HY	EM-7191
A4408	EM-9468	A4527HY	EM-9451	A4599HY	EM-5984	A4918	EM-7262
A4409	EM-9527	A4528	EM-9433	A4600	EM-9174	A4919	EM-7268
A4410	EM-9472	A4529	EM-5471	A4601	EM-5081	A4920	EM-7202
A4411	EM-5909	A4530	EM-9280	A4602	EM-9184	A4927	EM-5899
A4413	EM-8074	A4531	EM-9301	A4603	EM-5159	A4929	EM-7360
A4414	EM-5923	A4532	EM-9298	A4604	EM-9392	A4934	EM-7332
A4415	EM-7043	A4533	EM-9299	A4605	EM-8685	A5003HY	EM-2943
A4416	EM-5563	A4534	EM-9218	A4606	EM-9188	A5006	EM-2959
A4417	EM-5658	A4535	EM-9302	A4607	EM-9154	A5007	EM-2964
A4418	EM-5783	A4536	EM-9303	A4608	EM-9153	A5009	EM-2911
A4419	EM-9507	A4537	EM-9285	A4610	EM-9485	A5011	EM-2940
A4420	EM-9534	A4538	EM-9286	A4611	EM-9384	A5012	EM-2941
A4421	EM-5864	A4539	EM-9277	A4612	EM-9162	A5013	EM-2912
A4422	EM-5863	A4540	EM-9282	A4613	EM-5420	A5017	EM-5067
A4423	EM-9536	A4541	EM-9250	A4614	EM-5349	A5018	EM-5068
A4424	EM-9539	A4542	EM-9225	A4615	EM-9186	A5020	EM-5087
A4425	EM-9537	A4543	EM-9213	A4616	EM-9187	A5021	EM-5392
A4426	EM-4074	A4544	EM-9220	A4617	EM-9170	A5024	EM-5148
A4427	EM-7046	A4545	EM-9205	A4618	EM-9189	A5024HY	EM-5148
A4428	EM-7241	A4546	EM-9216	A4619	EM-9191	A5026	EM-5473
A4429	EM-4074	A4547	EM-9487	A4620	EM-9193	A5028	EM-2901
A4430	EM-7022	A4548	EM-5689	A4621	EM-9161	A5029	EM-2900
A4431	EM-7044	A4549	EM-9424	A4622	EM-5452	A5030	EM-2945

CROSS REFERENCE

Mfg Part No	Our Part	Mfg Part No	Our Part	Mfg Part No	Our Part	Mfg Part No	Our Part
DEA / MRC (cont.)		DEA / MRC (cont.)		DEA / MRC (cont.)		DEA / MRC (cont.)	
A5031	EM-2920	A5273	EM-3072	A5359	EM-5582	A5428	EM-3133
A5034	EM-5450	A5274	EM-5026	A5360	EM-3102	A5429	EM-4040
A5035	EM-5388	A5276	EM-5032	A5361	EM-2928	A5430	EM-4076
A5095	EM-5111	A5277	EM-5033	A5362	EM-2947	A5431	EM-3144
A5101	EM-9064	A5278	EM-5028	A5363	EM-2947	A5432	EM-4000
A5102	EM-5353	A5279	EM-5381	A5364	EM-2949	A5433	EM-4095
A5103	EM-2620	A5280	EM-3016	A5365	EM-5583	A5434	EM-3126
A5104	EM-2817	A5281	EM-3013	A5366	EM-3121	A5435	EM-4061
A5106	EM-5083	A5282	EM-3012	A5367	EM-3122	A5436	EM-4062
A5109	EM-5354	A5283	EM-5180	A5368	EM-5645	A5437	EM-3146
A5117	EM-5108	A5284	EM-3015	A5369	EM-3116	A5438	EM-3139
A5118	EM-5109	A5285	EM-3025	A5370	EM-3117	A5439	EM-3153
A5123	EM-8068	A5286	EM-3024	A5371	EM-3089	A5440	EM-4017
A5132	EM-3125	A5287	EM-3018	A5372	EM-3090	A5441	EM-4117
A5137	EM-3021	A5288	EM-3051	A5373	EM-3123	A5442HY	EM-5746
A5151	EM-2979	A5289	EM-3074	A5374	EM-3086	A5443	EM-3167
A5169	EM-2910	A5290	EM-3073	A5375	EM-3119	A5444	EM-3141
A5181	EM-2951	A5291	EM-3066	A5376	EM-3100	A5445	EM-4094
A5182	EM-3029	A5292	EM-3057	A5377	EM-3099	A5446	EM-4033
A5183	EM-3030	A5293	EM-3037	A5378	EM-3114	A5447	EM-4001
A5198	EM-3053	A5294	EM-2944	A5379	EM-3105	A5448	EM-4002
A5199	EM-3035	A5295	EM-3047	A5380	EM-3106	A5449	EM-4003
A5200	EM-2972	A5296	EM-3048	A5381	EM-3107	A5450	EM-4004
A5203	EM-5103	A5297	EM-3062	A5382	EM-3098	A5451	EM-4005
A5204	EM-5104	A5298	EM-3061	A5383	EM-3101	A5452	EM-4006
A5205	EM-5177	A5299	EM-3084	A5384	EM-3108	A5453	EM-4007
A5207	EM-5105	A5300	EM-5182	A5385	EM-3109	A5454HY	EM-3160
A5208	EM-5383	A5301	EM-3050	A5386HY	EM-3112	A5455HY	EM-3149
A5209	EM-5107	A5302HY	EM-3020	A5387	EM-3140	A5456HY	EM-3148
A5211	EM-2960	A5303	EM-3036	A5388	EM-5587	A5458HY	EM-4036
A5212	EM-5052	A5304	EM-3056	A5389	EM-5588	A5459	EM-3161
A5213	EM-2899	A5305	EM-5085	A5390	EM-3138	A5460HY	EM-3160
A5214	EM-2977	A5306	EM-3095	A5391	EM-5521	A5461	EM-3162
A5215	EM-2915	A5308	EM-3129	A5392	EM-3091	A5462	EM-4126
A5216	EM-2931	A5309	EM-3088	A5393	EM-2993	A5463	EM-9489
A5217	EM-3002	A5310	EM-5380	A5394	EM-5591	A5464	EM-4041
A5218	EM-3001	A5311	EM-3046	A5395	EM-3092	A5465	EM-3155
A5219B	EM-5106	A5312	EM-3103	A5396	EM-3111	A5466	EM-3159
A5221	EM-5732	A5313	EM-3028	A5397	EM-3120	A5468	EM-4096
A5223	EM-5079	A5314	EM-3064	A5398	EM-3118	A5469	EM-3168
A5224	EM-2896	A5315	EM-5422	A5399	EM-5596	A5470	EM-4016
A5224HY	EM-2896	A5316	EM-5350	A5400	EM-5673	A5471	EM-4015
A5225	EM-2895	A5317HY	EM-5352	A5401	EM-5660	A5472	EM-4206
A5227	EM-2995	A5318	EM-3124	A5402	EM-5661	A5473	EM-4044
A5228	EM-2961	A5319	EM-3070	A5403	EM-5662	A5473BR	EM-4044
A5229	EM-5181	A5320	EM-3045	A5404	EM-5663	A5474	EM-4034
A5231	EM-2952	A5322	EM-3087	A5405	EM-5664	A5475	EM-4100
A5232	EM-2902	A5323HY	EM-3093	A5406	EM-5692	A5476	EM-3157
A5233	EM-3017	A5324	EM-3110	A5407	EM-5665	A5478	EM-4060
A5234	EM-3068	A5325	EM-2909	A5408	EM-5693	A5479	EM-4049
A5235	EM-3083	A5326	EM-5377	A5409	EM-5694	A5480	EM-4011
A5236	EM-5075	A5327	EM-2909	A5410	EM-4018	A5481	EM-4071
A5237	EM-5074	A5329	EM-5551	A5411	EM-4051	A5482	EM-4012
A5238	EM-3059	A5330	EM-5578	A5412	EM-4019	A5483	EM-4097
A5239	EM-3060	A5338	EM-5424	A5413	EM-3151	A5485	EM-3136
A5240	EM-5089	A5339	EM-5425	A5414	EM-3150	A5486	EM-3183
A5241	EM-2958	A5341	EM-5426	A5415	EM-3130	A5487	EM-3165
A5242	EM-2974	A5342	EM-5427	A5416	EM-3131	A5488	EM-4172
A5243	EM-2973	A5346	EM-5428	A5417	EM-3145	A5489	EM-4127
A5248	EM-2939	A5347	EM-3128	A5418	EM-3134	A5490	EM-4022
A5251	EM-5080	A5350HY	EM-3113	A5419	EM-3137	A5491HY	EM-3166
A5253	EM-3063	A5351	EM-3115	A5420	EM-3152	A5492HY	EM-3158
A5254	EM-3077	A5352	EM-4118	A5421	EM-3154	A5493	EM-4013
A5260	EM-3050	A5353HY	EM-3147	A5422	EM-3177	A5494	EM-4043
A5261	EM-5078	A5354HY	EM-3097	A5423	EM-3132	A5495	EM-4082
A5263	EM-3104	A5355	EM-3094	A5424	EM-3136	A5497	EM-4101
A5265	EM-3067	A5356HY	EM-3096	A5425	EM-3142	A5499HY	EM-4253
A5271	EM-3038	A5357	EM-5659	A5426	EM-3143	A5500	EM-3202
A5272	EM-3071	A5358	EM-2927	A5427	EM-3127	A5501	EM-3194

CROSS REFERENCE

Mfg Part No	Our Part	Mfg Part No	Our Part	Mfg Part No	Our Part	Mfg Part No	Our Part
DEA / MRC (cont.)		DEA / MRC (cont.)		DEA / MRC (cont.)		DEA / MRC (cont.)	
A5502	EM-3196	A5579	EM-4080	A5698	EM-4310	A6000	DS-8472
A5503	EM-4045	A5581	EM-4073	A5699	EM-4311	A6001	DS-8468
A5504	EM-4046	A5583	EM-4034	A5702	EM-4276	A60013	DS-6504
A5505	EM-4079	A5584	EM-2984	A5703	EM-4275	A60014	DS-6503
A5506	EM-4078	A5585	EM-4122	A5705	EM-4175	A6002	DS-8587
A5507	EM-3193	A5587	EM-4247	A5706	EM-4212	A6003	DS-8532
A5508	EM-4129	A5588	EM-4284	A5707	EM-4175	A6004	DS-8588
A5510	EM-4054	A5589	EM-4132	A5708	EM-4274	A60048	DS-6519
A5511	EM-4267	A5590	EM-4027	A5709	EM-4273	A6005	DS-8474
A5512HY	EM-4133	A5592	EM-4190	A5710	EM-4252	A6006	DS-8473
A5515	EM-4154	A5593	EM-4256	A5711	EM-4128	A6007	DS-8549
A5516	EM-4072	A5594	EM-4047	A5712	EM-4220	A6008	DS-8470
A5517	EM-3175	A5595	EM-4308	A5713	EM-4259	A60082	DS-5226
A5518	EM-4038	A5596	EM-4227	A5714	EM-4260	A6009	DS-8473
A5519	EM-4039	A5596	EM-4293	A5716	EM-4249	A60097	EM-7389
A5520	EM-4057	A5598	EM-4134	A5720	EM-4189	A60098	EM-7390
A5521	EM-4130	A5599	EM-4028	A5721	EM-4183	A60099	DS-6519
A5522	EM-4150	A5603	EM-4251	A5724	EM-4309	A6010	DS-8591
A5523	EM-4029	A5605	EM-4081	A5725	EM-4309	A6011	DS-8469
A5524	EM-4065	A5606	EM-4184	A5728	EM-3194	A6012	DS-8471
A5525	EM-4042	A5609	EM-4156	A5730	EM-4143	A6013	DS-8475
A5526	EM-4151	A5611	EM-4168	A5731	EM-4142	A60134	DS-6540
A5527	EM-4109	A5612	EM-4121	A5732	EM-4214	A60135	DS-6541
A5528	EM-4102	A5613	EM-4294	A5733	EM-4215	A6014	DS-8509
A5529	EM-4103	A5614	EM-4120	A5734	EM-4337	A6015	DS-8535
A5530	EM-3195	A5615	EM-4123	A5738	EM-4174	A6016	DS-8550
A5531	EM-4145	A5616	EM-4068	A5739	EM-4173	A6017	DS-8551
A5532	EM-3199	A5617	EM-4288	A5740	EM-4067	A6019	DS-8565
A5533	EM-4021	A5618	EM-4064	A5744	EM-4163	A6020	DS-8626
A5534	EM-4112	A5620	EM-4153	A5745	EM-4289	A6021	DS-8634
A5535	EM-3200	A5621	EM-4168	A5749	EM-4230	A6022	DS-8635
A5536	EM-3197	A5623	EM-4216	A5750	EM-4228	A6023	DS-8636
A5537	EM-3198	A5625	EM-4116	A5751	EM-4291	A6024	DS-6024
A5538	EM-3201	A5630	EM-4149	A5752	EM-4193	A6025	DS-8627
A5539	EM-3179	A5631	EM-4152	A5754	EM-4198	A6027	DS-6027
A5540	EM-4128	A5632	EM-4107	A5756	EM-4167	A6028	DS-6028
A5541	EM-4104	A5633	EM-4135	A5758	EM-4210	A6029	DS-5230
A5542	EM-4186	A5634	EM-4125	A5767	EM-4205	A6030	DS-5223
A5543	EM-4107	A5635	EM-4138	A5771	EM-4209	A6031	DS-5234
A5544	EM-4280	A5638	EM-4176	A5778	EM-4196	A6031	DS-6031
A5545	EM-4053	A5639	EM-4243	A5780	EM-4031	A6032	DS-5235
A5546	EM-4110	A5640	EM-4226	A5782	EM-4296	A6034	DS-6509
A5547	EM-4258	A5642	EM-4160	A5783	EM-4263	A6035	DS-6035
A5548HY	EM-4035	A5646	EM-4320	A5794	EM-4316	A6037	DS-6037
A5549HY	EM-4037	A5649	EM-4157	A5798	EM-3132	A6038	DS-6038
A5550	EM-4105	A5651	EM-4115	A5803	EM-4143	A6039	DS-5236
A5551	EM-4113	A5652	EM-4185	A5807	EM-4316	A6040	DS-6040
A5552	EM-4282	A5654	EM-3156	A5809	EM-4143	A6042	DS-6042
A5553	EM-4155	A5655	EM-4177	A5812	EM-5812	A6048	DS-6048
A5556	EM-4146	A5657	EM-4143	A5818	EM-4030	A6049	DS-6049
A5557HY	EM-4279	A5660	EM-4245	A5819	EM-4091	A6050	DS-6050
A5558	EM-4023	A5661	EM-4229	A5820	EM-4090	A6051	DS-6051
A5559	EM-4141	A5663HY	EM-4139	A5822	EM-4240	A6052	DS-6052
A5560	EM-4241	A5663HY	EM-4298	A5823	EM-4240	A6053	DS-6053
A5561	EM-4225	A5665	EM-4050	A5827	EM-4271	A6056	DS-6056
A5562	EM-4111	A5666	EM-4221	A5832	EM-4335	A6061	DS-6061
A5563	EM-4049	A5671	EM-4213	A5833	EM-4066	A6062	DS-6062
A5566	EM-4074	A5672	EM-4326	A5834	EM-4087	A6063	DS-6063
A5567	EM-4283	A5674	EM-4239	A5835	EM-4086	A6064	DS-6064
A5568	EM-4055	A5675	EM-4261	A5847	EM-4401	A6065	DS-6065
A5569	EM-4056	A5676	EM-4223	A5849	EM-4201	A6066	DS-6066
A5570	EM-4059	A5677	EM-4195	A5851	EM-4085	A6067	DS-6079
A5571	EM-4208	A5678	EM-4194	A5852	EM-4084	A6068	DS-6068
A5572	EM-4058	A5681	EM-4237	A5853	EM-4368	A6069	DS-8538
A5572	EM-4146	A5682	EM-4238	A5858	EM-4193	A6070	DS-5227
A5575	EM-4124	A5686	EM-4179	A5861	EM-4369	A6071	DS-5225
A5576	EM-4106	A5687	EM-4178	A5870	EM-4068	A6072	DS-5234
A5577	EM-4077	A5690	EM-4203	A5918	EM-4307	A6085	DS-6511
A5578	EM-4323	A5696	EM-4277	A5989	EM-4380	A6086	DS-6512

CROSS REFERENCE

Mfg Part No	Our Part	Mfg Part No	Our Part	Mfg Part No	Our Part	Mfg Part No	Our Part
DEA / MRC (cont.)		DEA / MRC (cont.)		DEA / MRC (cont.)		DEA / MRC (cont.)	
A6087	DS-6500	A6161	EM-8734	A62038	EM-9498	A6226	EM-8187
A6088	DS-6545	A6162	EM-8941	A62039	EM-5898	A6227	EM-8180
A6089	DS-6076	A6163	EM-8044	A6204	EM-8648	A6228	EM-8183
A6090	DS-5229	A6164	EM-8936	A62040	EM-9543	A6230	EM-8192
A6091	DS-6072	A6165	EM-8674	A62041	EM-9499	A6231	EM-8194
A6092	DS-6077	A6166	EM-8675	A62042	EM-9015	A6232	EM-8201
A6093	DS-6085	A6167	EM-8678	A62044	EM-5930	A6233	EM-8190
A6094	DS-5228	A6169	EM-8719	A62045	EM-9595	A6234	EM-8190
A6095	DS-6095	A6170	EM-8595	A62046	EM-9518	A6235	EM-8200
A6097	DS-6078	A6171	EM-8775	A62047	EM-9519	A6236	EM-8422
A6099	DS-6099	A6172	EM-8756	A62048HY	EM-5991	A6237	EM-8430
A6100	EM-8803	A6176	EM-8742	A62049HY	EM-5940	A6238	EM-8344
A61001	EM-7210	A6178	EM-8745	A62050	EM-9513	A6239	EM-8175
A6101	EM-8744	A6179	EM-8746	A62051	EM-9523	A6240	EM-8171
A6103	EM-8747	A6180	EM-8748	A62052HY	EM-9475	A6241	EM-8166
A6104	EM-8715	A6181	EM-8937	A62053	EM-9514	A6242	EM-8179
A6105	EM-8716	A6182	EM-8940	A62055HY	EM-9525	A6243	EM-9116
A6106	EM-8717	A6185	EM-8935	A62056	EM-9550	A6244	EM-8170
A6107	EM-8718	A6186	EM-9296	A62057	EM-9509	A6245	EM-8176
A6108	EM-8722	A6187	EM-8791	A62058	EM-9593	A6246	EM-8361
A6109	EM-8723	A6188	EM-8743	A62059	EM-9412	A6246HY	EM-8361
A6110	EM-8938	A6189	EM-8750	A6206	EM-5042	A6247	EM-8414
A6112	EM-8726	A6190	EM-8753	A62060	EM-9601	A6248	EM-8208
A6112	EM-8939	A6191	EM-8754	A62061	EM-8854	A6249	EM-8363
A6113	EM-8727	A6192	EM-8755	A62062	EM-9588	A6250	EM-8166
A6114	EM-8728	A6193	EM-8757	A62063	EM-9158	A6251	EM-8398
A6115	EM-8729	A6194	EM-8758	A62064	EM-9549	A6252	EM-8711
A6116	EM-8730	A6195	EM-8790	A62065	EM-5963	A6253	EM-8209
A6117	EM-8731	A6196	EM-8944	A62066	EM-9576	A6254	EM-9146
A6118	EM-8732	A6198	EM-8957	A62067	EM-7048	A6255	EM-8162
A6119	EM-8733	A6199	EM-8956	A62068	EM-7015	A6256	EM-8979
A6121	EM-8934	A62001	EM-5799	A62069	EM-9497	A6257	EM-8644
A6122	EM-8045	A62002	EM-5743	A62070	EM-7040	A6258	EM-8191
A6123	EM-5453	A62003	EM-5800	A62071	EM-5973	A6259	EM-8415
A6124	EM-5398	A62004	EM-5801	A62072	EM-5964	A6260	EM-8178
A6125	EM-8044	A62005	EM-5802	A62075	EM-7042	A6261	EM-8177
A6126	EM-8039	A62006	EM-9197	A62076	EM-9511	A6264	EM-8278
A6127	EM-8047	A62007	EM-5804	A62078	EM-9535	A6265	EM-8279
A6128	EM-8040	A62008	EM-5805	A62079	EM-9574	A6267	EM-5454
A6129	EM-8253	A62009	EM-5742	A6208	EM-8173	A6268	EM-8212
A6130	EM-8255	A62010	EM-9393	A62080HY	EM-7188	A6270	EM-8165
A6131	EM-8597	A62010	EM-9502	A62081	EM-7053	A6271	EM-8168
A6132	EM-8599	A62011	EM-9418	A62083HY	EM-5982	A6272	EM-8169
A6133	EM-8598	A62012	EM-9497	A62086	EM-7054	A6273	EM-8174
A6134	EM-8041	A62013	EM-5807	A62087	EM-7310	A6274	EM-8508
A6135	EM-8786	A62014	EM-5808	A62088	EM-5910	A6275	EM-8207
A6136	EM-8790	A62015	EM-9391	A62089	EM-5970	A6276	EM-8213
A6137	EM-8759	A62016	EM-9504	A6209	EM-8218	A6277	EM-8485
A6138	EM-8596	A62017	EM-5809	A62090	EM-9610	A6277HY	EM-8485
A6139	EM-8676	A62018	EM-9425	A62092	EM-5902	A6278	EM-8375
A6140	EM-8680	A62019	EM-8493	A62095	EM-9522	A6279	EM-8488
A6142	EM-8103	A62020	EM-9430	A62097	EM-5908	A6280	EM-5370
A6142IN	EM-8553	A62021	EM-9429	A62098	EM-5952	A6281	EM-8280
A6143	EM-8042	A62022	EM-9390	A62099	EM-7303	A6282	EM-8163
A6144	EM-8741	A62023	EM-9449	A6210	EM-8189	A6283	EM-5455
A6145	EM-8738	A62024	EM-9447	A6211	EM-8195	A6284	EM-8181
A6146	EM-8764	A62025	EM-5834	A6213	EM-8233	A6285	EM-8377
A6147	EM-8762	A62026	EM-9525	A6214	EM-2410	A6286	EM-8389
A6148	EM-8780	A62027	EM-9400	A6215	EM-8181	A6288	EM-5200
A6149	EM-8781	A62028	EM-9419	A6216	EM-8197	A6290	EM-5456
A6150	EM-8932	A62029	EM-9455	A6217	EM-8198	A6291	EM-8650
A6151	EM-8672	A62030	EM-9491	A6218	EM-8210	A6292	EM-8392
A6152	EM-8752	A62031	EM-9462	A6219	EM-8186	A6293	EM-8214
A6153	EM-8677	A62032	EM-5827	A6220	EM-8185	A6294	EM-2748
A6154	EM-8751	A62033	EM-9158	A6221	EM-9117	A6295	EM-8375
A6156	EM-8736	A62034	EM-5861	A6222	EM-8193	A6297	EM-8492
A6157	EM-8721	A62035	EM-5949	A6223	EM-8188	A6298	EM-8395
A6158	EM-8255	A62036HY	EM-7027	A6224	EM-5810	A6299	EM-8393
A6160	EM-8254	A62037HY	EM-5916	A6225	EM-8187	A6301	EM-8303

CROSS REFERENCE

Mfg Part No	Our Part	Mfg Part No	Our Part	Mfg Part No	Our Part	Mfg Part No	Our Part
DEA / MRC (cont.)		DEA / MRC (cont.)		DEA / MRC (cont.)		DEA / MRC (cont.)	
A6302	EM-8137	A6382	EM-8311	A6467	EM-8578	A65045	EM-7023
A6303	EM-8125	A6383	EM-8307	A6468	EM-5156	A65046	EM-5744
A6304	EM-8133	A6384	EM-8144	A6469	EM-8095	A65047	EM-7169
A6305	EM-8142	A6385	EM-8157	A6470	EM-8062	A65048	EM-7116
A6306	EM-8284	A6386	EM-8962	A6471	EM-8063	A6505	EM-8021
A6307	EM-8154	A6387	EM-8310	A6473	EM-9007	A65050	EM-7170
A6308	EM-8304	A6388	EM-8317	A6474	EM-8814	A65051	EM-5913
A6309	EM-8304	A6389	EM-5481	A6475	EM-8813	A65052	EM-5954
A6310	EM-8304	A6390	EM-9042	A6476	EM-9476	A65053	EM-5958
A6311	EM-8148	A6391	EM-9028	A6477	EM-9130	A65054	EM-7134
A6312	EM-8149	A6392	EM-9010	A6478	EM-8425	A65055	EM-7073
A6313	EM-8427	A6394	EM-8683	A6479	EM-8884	A65056	EM-7012
A6314	EM-8133	A6398	EM-8122	A6480	EM-5155	A65057	EM-5956
A6315	EM-8135	A6403	EM-8693	A6481	EM-9072	A65058	EM-9397
A6316	EM-5170	A6404	EM-8460	A6482	EM-8863	A6506	EM-8010
A6318	EM-8137	A6405	EM-8075	A6483	EM-8864	A65061	EM-7127
A6320	EM-8604	A6406	EM-8516	A6484	EM-8868	A65063	EM-7127
A6321	EM-8605	A6407	EM-8055	A6485	EM-8882	A65064	EM-7297
A6323	EM-8140	A6409	EM-8083	A6486	EM-8885	A65068	EM-7129
A6324	EM-8701	A6410	EM-8078	A6487	EM-9008	A65069	EM-7111
A6325	EM-8132	A6411	EM-8055	A6488	EM-8886	A6507	EM-8431
A6326	EM-8128	A6412	EM-8424	A6489	EM-8563	A65070	EM-7055
A6329	EM-9040	A6413	EM-8056	A6490	EM-8424	A65071	EM-7178
A6330	EM-8141	A6414	EM-8060	A6491	EM-9131	A65072	EM-7179
A6331	EM-8130	A6415	EM-8061	A6492	EM-9021	A65074	EM-7385
A6333	EM-8118	A6416	EM-8424	A6493	EM-9017	A65076	EM-9397
A6334	EM-9049	A6417	EM-8059	A6494	EM-9182	A65079	EM-9389
A6335	EM-9025	A6418	EM-8065	A6495	EM-5152	A6508	EM-7067
A6336	EM-5171	A6419	EM-8082	A6496	EM-9221	A65081	EM-7302
A6338	EM-8600	A6420	EM-8514	A6497	EM-9195	A65083	EM-7177
A6339	EM-8601	A6421	EM-8077	A6498	EM-5110	A65085	EM-7263
A6340	EM-8602	A6422	EM-8080	A6499	EM-5378	A6509	EM-8002
A6341	EM-8603	A6423	EM-8512	A6500	EM-8031	A65090	EM-7145
A6342	EM-8704	A6424	EM-8094	A65001HY	EM-5872	A65094	EM-5956
A6343	EM-8705	A6425	EM-8095	A65002	EM-9458	A65095	EM-7296
A6344	EM-8114	A6427	EM-8080	A65003	EM-9467	A65098	EM-7297
A6344HY	EM-8114	A6428	EM-8091	A65004	EM-9463	A6510	EM-8014
A6345	EM-8682	A6429	EM-8078	A65005	EM-9470	A6512	EM-8016
A6346	EM-8681	A6432	EM-8609	A65006	EM-9473	A6513	EM-8004
A6347	EM-8124	A6433	EM-8513	A65007	EM-5794	A6514	EM-8019
A6348	EM-8276	A6433HY	EM-8513	A65008	EM-9301	A6515	EM-8037
A6349	EM-8324	A6434	EM-8740	A65009	EM-5995	A6515HY	EM-8037
A6350	EM-8295	A6436	EM-8261	A6501	EM-8018	A6516	EM-8006
A6351	EM-8121	A6437	EM-8516	A65010	EM-5871	A6517	EM-8034
A6352	EM-8151	A6438	EM-8068	A65011	EM-9554	A6518	EM-8001
A6353	EM-8566	A6440	EM-9087	A65012	EM-5891	A6519	EM-8024
A6354	EM-8312	A6442	EM-8084	A65014	EM-9542	A6520	EM-8575
A6355	EM-8296	A6444	EM-8062	A65015	EM-9512	A6521	EM-8005
A6356	EM-8138	A6445	EM-9082	A65016	EM-5992	A6522	EM-8402
A6357	EM-8310	A6446	EM-8456	A65017EL	EM-5904	A6523	EM-8660
A6358	EM-8152	A6447	EM-8862	A65018	EM-5957	A6524	EM-8329
A6359	EM-5165	A6448	EM-8079	A65019	EM-5906	A6525	EM-8008
A6360	EM-8117	A6450	EM-8462	A6502	EM-8435	A6526	EM-8300
A6361	EM-8119	A6451	EM-8089	A65020	EM-9215	A6527	EM-8005
A6363	EM-9033	A6452	EM-8085	A65021	EM-5990	A6528	EM-8026
A6364	EM-9033	A6453	EM-8086	A65022	EM-5994	A6529	EM-8497
A6365	EM-8145	A6454	EM-8088	A65023HY	EM-5925	A6530	EM-8432
A6368	EM-5163	A6455	EM-9240	A65025	EM-5917	A6531	EM-8002
A6369	EM-5387	A6455HY	EM-9240	A65026EL	EM-5840	A6532	EM-5329
A6371	EM-9038	A6456	EM-8087	A65027EL	EM-5903	A6533	EM-9136
A6372	EM-8961	A6457	EM-8073	A65028EL	EM-5875	A6534	EM-8021
A6373	EM-5162	A6458	EM-8234	A65029	EM-9553	A6535	EM-8614
A6374	EM-8963	A6460	EM-8074	A6503	EM-8007	A6536	EM-8615
A6375	EM-8323	A6461	EM-8516	A65030	EM-9280	A6537	EM-8802
A6377	EM-8276	A6462	EM-8457	A65031HY	EM-7148	A6538	EM-8025
A6379	EM-8150	A6463	EM-8691	A65037	EM-5978	A6539	EM-8293
A6380	EM-8115	A6464	EM-8978	A6504	EM-8020	A6540	EM-8029
A6381	EM-7001	A6465	EM-8977	A65040	EM-7155	A6541	EM-5326
A6381	EM-8322	A6466	EM-8263	A65043	EM-7168	A6542	EM-9055

CROSS REFERENCE

Mfg Part No	Our Part	Mfg Part No	Our Part	Mfg Part No	Our Part	Mfg Part No	Our Part
DEA / MRC (cont.)		DEA / MRC (cont.)		DEA / MRC (cont.)		DEA / MRC (cont.)	
A6543	EM-5379	A6616	EM-8098	A6689	EM-8881	A6773	EM-5121
A6544	EM-8009	A6617	EM-8242	A6690	EM-9060	A6774	EM-5482
A6545	EM-8411	A6618	EM-8272	A6691	EM-9057	A6775	EM-5526
A6546	EM-9084	A6618IN	EM-5739	A6692	EM-9070	A6776	EM-9337
A6547	EM-8011	A6619	EM-8267	A6693	EM-8694	A6777	EM-9334
A6548	EM-8349	A6621	EM-8097	A6694	EM-8822	A6778	EM-9342
A6549	EM-8404	A6622	EM-8100	A6695	EM-5101	A6779	EM-9330
A6550	EM-8572	A6623	EM-8106	A6696	EM-9078	A6780	EM-9311
A6551	EM-8330	A6624	EM-8584	A6697	EM-9068	A6781	EM-7007
A6552	EM-8974	A6625	EM-8104	A6698	EM-9058	A6782	EM-5945
A6553	EM-8525	A6626	EM-8696	A6699	EM-9160	A6783	EM-7246
A6554	EM-9067	A6627	EM-8248	A6700	EM-8665	A6791	EM-8812
A6555	EM-8992	A6628	EM-8243	A6701	EM-5186	A6793	EM-8914
A6556	EM-8710	A6629	EM-8502	A6702	EM-8641	A6795	EM-8811
A6557	EM-8228	A6630	EM-8503	A6703	EM-5187	A6796	EM-8655
A6559	EM-8806	A6633	EM-8235	A6704	EM-8640	A6797	EM-8654
A6560	EM-9030	A6634	EM-8108	A6706	EM-8661	A6798	EM-8653
A6561	EM-8980	A6635	EM-8667	A6707	EM-9560	A6799	EM-8652
A6562	EM-9054	A6636	EM-8507	A6708	EM-5188	A6800	EM-8160
A6563	EM-8824	A6637	EM-8552	A6709	EM-9024	A6801	EM-8283
A6564	EM-8845	A6638	EM-8271	A6710	EM-5189	A6802	EM-8161
A6565	EM-8572	A6640	EM-8270	A6712	EM-9023	A6803	EM-8659
A6566	EM-9085	A6641	EM-8686	A6713	EM-5190	A6804	EM-8489
A6567	EM-5382	A6642	EM-8096	A6714	EM-9074	A6805	EM-5457
A6568	EM-8896	A6643	EM-8879	A6716	EM-5191	A6806	EM-8568
A6569	EM-8971	A6644	EM-8619	A6717	EM-9024	A6807	EM-8825
A6570	EM-8799	A6645	EM-8506	A6718	EM-5598	A6808	EM-8277
A6571	EM-8894	A6646	EM-8510	A6719	EM-5599	A6809	EM-8517
A6572	EM-8801	A6647	EM-9181	A6721	EM-5600	A6810	EM-5483
A6573	EM-8823	A6648	EM-9203	A6722	EM-5601	A6811	EM-8524
A6574	EM-8849	A6649	EM-8542	A6723	EM-9559	A6812	EM-8314
A6575	EM-8574	A6650	EM-8545	A6724	EM-9552	A6813	EM-8568
A6576	EM-8709	A6651	EM-8548	A6725	EM-5602	A6814	EM-8517
A6577	EM-8895	A6652	EM-8556	A6726	EM-5603	A6815	EM-8656
A6578	EM-8900	A6654	EM-8559	A6727	EM-5515	A6816	EM-8657
A6579	EM-8986	A6655	EM-8668	A6728	EM-7253	A6817	EM-8294
A6581	EM-5371	A6656	EM-8669	A6729	EM-7248	A6818	EM-8658
A6582	EM-8898	A6657	EM-8670	A6730	EM-5971	A6819	EM-8282
A6583	EM-8899	A6658	EM-9071	A6731	EM-5983	A6820	EM-8521
A6584	EM-8983	A6659	EM-8689	A6732	EM-5960	A6821	EM-8804
A6585	EM-8982	A6660	EM-8688	A6733	EM-5959	A6822	EM-8093
A6586	EM-8981	A6661	EM-8690	A6734	EM-7257	A6823	EM-9242
A6587	EM-8984	A6662	EM-8798	A6735	EM-7256	A6824	EM-9022
A6588	EM-8973	A6663	EM-8687	A6736	EM-7136	A6825	EM-8890
A6589	EM-8975	A6664	EM-8619	A6737	EM-7137	A6826	EM-5458
A6590	EM-8660	A6665	EM-8232	A6738	EM-7246	A6827	EM-8568
A6591	EM-9016	A6666	EM-8235	A6742	EM-7267	A6828	EM-5358
A6592	EM-9185	A6667	EM-8244	A6743	EM-7246	A6829	EM-5359
A6593	EM-9043	A6668	EM-9147	A6750	EM-8912	A6830	EM-5951
A6594	EM-9110	A6669	EM-8818	A6752	EM-8612	A6833	EM-9613
A6595	EM-8988	A6670	EM-8817	A6753	EM-8611	A6834	EM-7029
A6596	EM-9139	A6671	EM-8797	A6754	EM-9346	A6835	EM-8522
A6597	EM-9066	A6672	EM-8793	A6755	EM-8911	A6836	EM-9156
A6598	EM-8987	A6673	EM-8792	A6756	EM-8902	A6837	EM-9159
A6599	EM-9083	A6674	EM-8685	A6757	EM-8914	A6838	EM-9177
A6600	EM-2731	A6675	EM-8807	A6759	EM-8913	A6839	EM-9241
A6603	EM-8292	A6676	EM-8820	A6760	EM-8606	A6840	EM-5608
A6604	EM-8107	A6677	EM-8700	A6761	EM-8607	A6841	EM-5931
A6605	EM-8102	A6678	EM-8821	A6762	EM-8608	A6842	EM-5932
A6606	EM-8205	A6679	EM-8695	A6763	EM-8901	A6843	EM-5868
A6607	EM-8238	A6680	EM-8853	A6764	EM-8910	A6844	EM-5933
A6608	EM-8206	A6681	EM-8111	A6765	EM-8908	A6845	EM-5873
A6609	EM-5098	A6682	EM-8867	A6766	EM-8907	A6850	EM-8586
A6610	EM-8105	A6683	EM-8875	A6767	EM-8906	A6851	EM-8976
A6611	EM-8102	A6684	EM-8876	A6768	EM-8904	A6852	EM-8445
A6612	EM-8582	A6685	EM-8877	A6769	EM-8905	A6853	EM-9144
A6613	EM-8099	A6686	EM-8878	A6770	EM-9359	A6854	EM-8049
A6614	EM-8467	A6687	EM-9056	A6771	EM-9351	A6855	EM-8054
A6615	EM-8466	A6688	EM-9037	A6772	EM-9331	A6856	EM-8053

CROSS REFERENCE

Mfg Part No	Our Part	Mfg Part No	Our Part	Mfg Part No	Our Part	Mfg Part No	Our Part
DEA / MRC (cont.)		DEA / MRC (cont.)		DEA / MRC (cont.)		DEA / MRC (cont.)	
A6857	EM-8049	A6952	EM-9093	A7029	EM-5215	A71004	EM-7062
A6858	EM-8048	A6953HY	EM-5445	A7030	EM-9099	A71005	EM-7049
A6859	EM-8586	A6954HY	EM-5446	A7031	EM-9404	A71006	EM-5997
A6860	EM-8439	A6955	EM-5484	A7032	EM-9271	A71007	EM-7165
A6861	EM-8442	A6957	EM-5675	A7033	EM-9272	A71008	EM-7151
A6862	EM-8579	A6958	EM-5485	A7034	EM-9273	A71009	EM-7056
A6863	EM-8576	A6959HY	EM-9245	A7035	EM-8592	A7101	EM-9376
A6864	EM-8576	A6960HY	EM-9262	A7036	EM-5396	A71010	EM-7033
A6865	EM-8438	A6961	EM-5432	A7037	EM-5487	A71011	EM-7034
A6866	EM-8577	A6962	EM-9283	A7038	EM-5397	A71012	EM-7035
A6867	EM-9142	A6964	EM-9257	A7039	EM-5488	A71013	EM-9360
A6868	EM-9140	A6965	EM-9259	A7040	EM-5460	A71014	EM-7036
A6869	EM-7311	A6966	EM-9260	A7041	EM-5461	A71015	EM-7091
A6870	EM-8351	A6967	EM-9287	A7042	EM-5462	A71017	EM-5999
A6871	EM-8499	A6968	EM-5612	A7043	EM-9293	A71018	EM-7110
A6872	EM-8539	A6969	EM-7270	A7044	EM-9294	A7102	EM-8953
A6873	EM-8621	A6969	EM-9263	A7045	EM-5489	A71020	EM-7066
A6874	EM-8586	A6970	EM-9264	A7046	EM-5490	A71021	EM-7105
A6875	EM-8352	A6971	EM-5527	A7047	EM-5372	A71022	EM-7037
A6877	EM-9138	A6972	EM-9092	A7048	EM-9294	A71026	EM-7112
A6878	EM-9143	A6973	EM-9092	A7049	EM-5373	A71028	EM-7207
A6879	EM-9141	A6974	EM-5517	A7050	EM-8229	A71029	EM-7090
A6880	EM-5733	A6975	EM-9258	A7051	EM-8230	A7103	EM-8787
A6882	EM-5609	A6976	EM-9406	A7054	EM-8630	A71030	EM-7163
A6883	EM-5610	A6977	EM-9407	A7055	EM-8629	A71031	EM-7090
A6883	EM-8586	A6978	EM-9401	A7056	EM-8632	A71032	EM-7057
A6884	EM-5812	A6979	EM-5855	A7057	EM-8631	A71034	EM-7181
A6885	EM-5813	A6980	EM-9403	A7058	EM-8662	A71038	EM-7066
A6886	EM-5814	A6981	EM-9402	A7060	EM-8832	A71039	EM-7068
A6900	EM-8224	A6982	EM-5934	A7061	EM-8838	A7104	EM-8789
A6901	EM-8236	A6983	EM-7138	A7062	EM-8836	A71040	EM-7151
A6902	EM-8222	A6984	EM-5935	A7063	EM-8834	A71041	EM-7240
A6903HY	EM-8224	A6985	EM-9558	A7064	EM-5394	A71045	EM-7216
A6904	EM-8221	A6987	EM-5879	A7066	EM-9100	A71047	EM-7064
A6905	EM-8857	A6988	EM-7139	A7067	EM-9104	A71048	EM-7104
A6906	EM-8589	A6989	EM-7031	A7068	EM-9090	A7105	EM-8788
A6907	EM-8287	A6995	EM-7271	A7069	EM-9091	A71054	EM-7061
A6908	EM-9000	A6996	EM-7140	A7070	EM-9107	A71055	EM-7312
A6909	EM-8663	A7000	EM-8794	A7071	EM-9274	A71057	EM-7160
A6910	EM-8616	A70003	EM-7418	A7072HY	EM-9562	A71059	EM-7219
A6911	EM-9004	A7001	EM-8800	A7073	EM-5434	A7106	EM-8784
A6912	EM-8623	A70014	EM-9562	A7074	EM-5340	A71060	EM-7208
A6912	EM-9077	A7002	EM-8620	A7075	EM-9276	A71061	EM-7218
A6913	EM-8663	A7004	EM-5459	A7075HY	EM-9276	A71062	EM-7219
A6914	EM-8663	A7005	EM-8622	A7076	EM-5491	A71063	EM-7220
A6915	EM-8617	A70053	EM-7421	A7077	EM-5374	A71065	EM-7099
A6916	EM-9046	A70054	EM-7422	A7078	EM-9269	A71066	EM-7362
A6917	EM-8829	A7006	EM-5214	A7079	EM-9270	A71067	EM-7221
A6918	EM-8831	A7007	EM-9145	A7081	EM-9289	A71069	EM-7289
A6919	EM-8830	A7008	EM-9111	A7082	EM-5492	A7107	EM-8782
A6920	EM-8828	A7009	EM-9062	A7083	EM-9291	A71070	EM-7214
A6921	EM-9005	A7010	EM-9047	A7084	EM-5530	A71071	EM-7213
A6922	EM-8998	A7011	EM-9094	A7085	EM-9290	A71073	EM-7222
A6923	EM-9106	A7012	EM-5069	A7086	EM-9292	A71074	EM-7223
A6924	EM-8999	A7013	EM-8985	A7087	EM-5436	A71077	EM-7388
A6925	EM-9102	A7014	EM-5669	A7088	EM-5437	A7108	EM-8786
A6926	EM-8997	A7015	EM-5737	A7089	EM-9265	A71080	EM-7158
A6927	EM-9065	A7016	EM-5616	A7091HY	EM-5493	A71081	EM-7093
A6929	EM-9092	A7017	EM-9095	A7092	EM-5439	A71082	EM-7224
A6930	EM-9101	A7018	EM-8594	A7093HY	EM-9244	A71085	EM-7211
A6932	EM-9001	A7019	EM-8593	A7094	EM-5440	A71086	EM-7225
A6933	EM-5213	A7020	EM-9099	A7095	EM-9267	A71088	EM-7240
A6934	EM-9076	A7021	EM-9003	A7096	EM-5494	A71089	EM-7166
A6935	EM-9208	A7022	EM-5218	A7097	EM-5495	A7109	EM-8950
A6936	EM-9261	A7023	EM-5216	A7098	EM-9268	A71093	EM-7065
A6937	EM-7030	A7024	EM-9002	A7099	EM-5617	A71094	EM-7369
A6938	EM-7076	A7025	EM-9105	A7100	EM-8768	A71098	EM-7379
A6950	EM-9045	A7026	EM-9096	A71001	EM-7092	A71099	EM-7209
A6951	EM-9109	A7028	EM-9098	A71003	EM-7006	A7110	EM-8597

CROSS REFERENCE

Mfg Part No	Our Part	Mfg Part No	Our Part	Mfg Part No	Our Part	Mfg Part No	Our Part
DEA / MRC (cont.)		DEA / MRC (cont.)		DEA / MRC (cont.)		DEA / MRC (cont.)	
A7111	EM-8949	A7179	EM-9319	A7245	EM-8852	A7315	EM-9166
A7112	EM-9307	A7180	EM-9329	A7246	EM-9432	A7316	EM-5166
A7113	EM-8955	A7181	EM-9332	A7247	EM-8856	A7317	EM-5815
A7114	EM-8948	A7182	EM-9333	A7248	EM-8684	A7318	EM-9012
A7115	EM-8947	A7183	EM-9343	A7249	EM-8692	A7319	EM-8964
A7116	EM-8945	A7184	EM-9347	A7250	EM-5208	A7320	EM-2985
A7117	EM-9373	A7185	EM-9357	A7251	EM-9034	A7321	EM-9251
A7118	EM-8943	A7187	EM-9371	A7252	EM-8213	A7322	EM-9011
A7119	EM-8783	A7188	EM-9363	A7253	EM-8965	A7323HY	EM-9009
A7120	EM-8952	A7189	EM-5738	A7254	EM-8851	A7324	EM-9044
A7121	EM-8951	A7190	EM-5880	A7255	EM-8869	A7325	EM-9048
A7122	EM-9367	A7191	EM-5881	A7256	EM-8870	A7326	EM-9134
A7123	EM-9366	A7192	EM-5882	A7257	EM-8871	A7327	EM-5332
A7124	EM-8954	A7193	EM-7157	A7258	EM-8872	A7328	EM-9288
A7125	EM-9314	A7194	EM-7153	A7259	EM-8873	A7329	EM-8891
A7126	EM-9255	A7195	EM-7060	A7260	EM-8883	A7330	EM-9035
A7127	EM-9254	A7196	EM-5883	A7261	EM-8967	A7331	EM-9108
A7128	EM-8944	A7197	EM-5996	A7262	EM-8651	A7332	EM-8960
A7129	EM-8769	A7198	EM-7089	A7263	EM-8892	A7332HY	EM-8960
A7130	EM-9253	A7199	EM-9320	A7264	EM-8966	A7333	EM-9442
A7131	EM-9380	A7200	EM-8167	A7265	EM-9019	A7334	EM-8964
A7132	EM-9374	A72004HY	EM-7016	A7267	EM-8993	A7335	EM-5173
A7133	EM-9378	A72005	EM-7266	A7268	EM-9013	A7336	EM-5174
A7134	EM-9336	A72007	EM-5919	A7269	EM-8359	A7337	EM-5175
A7135	EM-7051	A72009	EM-7410	A7270	EM-8639	A7338	EM-5411
A7136	EM-9324	A7201	EM-8970	A7271	EM-9081	A7339	EM-8681
A7137	EM-9338	A72010	EM-5986	A7272	EM-8385	A7340	EM-9167
A7138	EM-9322	A72011	EM-5988	A7273	EM-9014	A7341	EM-9209
A7139	EM-9312	A72012	EM-5989	A7274	EM-8996	A7342	EM-9190
A7140	EM-9306	A72014	EM-7078	A7275	EM-8989	A7343	EM-5817
A7141	EM-9306	A72015	EM-7107	A7276	EM-9073	A7344	EM-5938
A7142	EM-9326	A72016	EM-5967	A7277	EM-9032	A7345	EM-5501
A7143	EM-9368	A7202	EM-8339	A7278	EM-9027	A7346	EM-5502
A7144	EM-9325	A72021	EM-5949	A7279	EM-8990	A7347	EM-9219
A7145	EM-9295	A72023	EM-7408	A7280	EM-8991	A7348	EM-9223
A7146	EM-9372	A7203	EM-8348	A7281	EM-9018	A7349	EM-9252
A7147	EM-9353	A7204	EM-8353	A7282	EM-9026	A7349EL	EM-5672
A7148	EM-9345	A7205	EM-8571	A7283	EM-9050	A7350	EM-9575
A7149	EM-9375	A7206	EM-8384	A7284	EM-9018	A7351	EM-9410
A7150	EM-9355	A7207	EM-9119	A7285	EM-9063	A7352	EM-5905
A7151	EM-9340	A7208	EM-8995	A7286	EM-9079	A7353	EM-9256
A7152	EM-9308	A7211	EM-8368	A7287	EM-9114	A7353EL	EM-5961
A7153	EM-9354	A7213	EM-8164	A7288	EM-9015	A7354	EM-5441
A7154	EM-9364	A7214	EM-8164	A7289	EM-5464	A7354EL	EM-5962
A7155	EM-9339	A7216	EM-9086	A7291	EM-9115	A7355	EM-5404
A7156	EM-9341	A7217	EM-9122	A7292	EM-9118	A7356	EM-5406
A7157	EM-9361	A7219	EM-8796	A7293	EM-9123	A7357	EM-5407
A7157	EM-9381	A7220	EM-8407	A7294	EM-5942	A7358	EM-9248
A7158	EM-9349	A7222	EM-8196	A7295	EM-9061	A7358EL	EM-5818
A7159	EM-9309	A7223	EM-9129	A7296	EM-5143	A7359	EM-9464
A7160	EM-9377	A7224	EM-8413	A7297	EM-5142	A7360	EM-9416
A7161	EM-7113	A7225	EM-8163	A7298	EM-9113	A7361	EM-9460
A7162	EM-9317	A7226	EM-8418	A7299	EM-9477	A7362	EM-9551
A7163	EM-5936	A7226IN	EM-5736	A7300	EM-8274	A7363	EM-9545
A7164	EM-9310	A7227	EM-8482	A7301	EM-9020	A7364	EM-9544
A7165	EM-9313	A7228	EM-8968	A7302	EM-8866	A7365	EM-9531
A7166	EM-9315	A7229	EM-9029	A7303	EM-8959	A7366	EM-9520
A7167	EM-9316	A7231	EM-8649	A7304	EM-9031	A7367	EM-9517
A7168	EM-9318	A7232	EM-8175	A7305	EM-8865	A7368	EM-7088
A7169	EM-9344	A7233	EM-8848	A7306	EM-5132	A7368HY	EM-7088
A7170	EM-7087	A7234	EM-8855	A7306EL	EM-5670	A7369	EM-5968
A7171	EM-9370	A7237	EM-8385	A7307	EM-5500	A7370	EM-5953
A7172	EM-5533	A7238	EM-8698	A7308	EM-8874	A7371HY	EM-7008
A7174	EM-9350	A7239	EM-8697	A7309	EM-8887	A7372	EM-5914
A7175	EM-9348	A7240	EM-5209	A7310	EM-8858	A7373EL	EM-5846
A7176	EM-9335	A7241	EM-8795	A7311	EM-8846	A7374	EM-5981
A7177	EM-9323	A7242	EM-8699	A7312	EM-5131	A7375	EM-5911
A7178	EM-9362	A7243	EM-8850	A7313	EM-9035	A7376	EM-7009
A7179	EM-9313	A7244	EM-8529	A7314	EM-9200	A7379	EM-7081

CROSS REFERENCE

Mfg Part No	Our Part	Mfg Part No	Our Part	Mfg Part No	Our Part	Mfg Part No	Our Part
DEA / MRC (cont.)		HAYDEN (cont.)		HAYDEN (cont.)		HAYDEN (cont.)	
A7380	EM-7070	31-2070	EM-2070	31-2296	EM-2266	31-3000	EM-2303
A7381	EM-9551	31-2073	EM-2073	31-2304	EM-2263	31-3004	EM-2373
A7382	EM-7024	31-2107	EM-2107	31-2305	EM-2281	31-3006	EM-2512
A7383	EM-7234	31-2108	EM-2108	31-2308	EM-2267	31-3009	EM-2340
A7384	EM-7381	31-2119	EM-2119	31-2308HD	EM-2267	31-3014	EM-2339
A7385	EM-7080	31-2121	EM-2121	31-2312	EM-2238	31-3015	EM-2341
A7386	EM-7171	31-2122	EM-2122	31-2312	EM-2274	31-3017	EM-2363
A7389	EM-7058	31-2123	EM-2123	31-2313	EM-2261	31-3018	EM-2346
A7391HY	EM-7316	31-2124	EM-2124	31-2315	EM-2309	31-3019	EM-2348
A7392	EM-7419	31-2125	EM-2125	31-2316	EM-2277	31-3020	EM-2384
A7393	EM-5869	31-2126	EM-2126	31-2317	EM-2275	31-3021	EM-2382
A7394	EM-7333	31-2127	EM-2127	31-2319	EM-2301	31-3022	EM-2387
A7395	EM-7334	31-2141	EM-2141	31-2322	EM-2283	31-3024	EM-2394
A7397	EM-7126	31-2142	EM-2142	31-2323	EM-2317	31-3025	EM-2360
A8224	EM-8224	31-2142HD	EM-2267	31-2327	EM-2310	31-3026	EM-2379
A8799	EM-8799	31-2142HDL	EM-2278	31-2328	EM-2402	31-3030	EM-2381
AM001	EM-90037	31-2143	EM-2143	31-2328	EM-2403	31-3033	EM-2436
AM002	EM-90040	31-2150	EM-2150	31-2331	EM-2271	31-3034	EM-2436
AM013	EM-90033	31-2162	EM-2162	31-2332	EM-2270	31-3036	EM-2391
AM120	EM-90019	31-2163	EM-2163	31-2334	EM-2297	31-3037	EM-2392
AM152	EM-90027	31-2167	EM-2167	31-2335	EM-2298	31-3038	EM-2395
AM156	EM-90029	31-2168	EM-2293	31-2336	EM-2299	31-3042	EM-2446
AM158	EM-90028	31-2170	EM-2170	31-2338	EM-2305	31-3045	EM-2370
AM159	EM-90030	31-2172	EM-2172	31-2339	EM-2306	31-3046	EM-2370
AM160	EM-90008	31-2204	EM-2204	31-2342	EM-2286	31-3046	EM-2371
AM169	EM-90009	31-2205	EM-2205	31-2343	EM-2268	31-3048	EM-2471
AM200	EM-90011	31-2206	EM-2206	31-2344	EM-2279	31-3049	EM-2362
AM205	EM-90010	31-2217	EM-2217	31-2345	EM-2316	31-3054	EM-2364
AM206	EM-90003	31-2218	EM-2218	31-2346	EM-2296	31-3055	EM-2365
AM207	EM-90006	31-2219	EM-2219	31-2350	EM-2265	31-3056	EM-2368
AM222	EM-90015	31-2220	EM-2220	31-2352	EM-2311	31-3057	EM-2367
AM233	EM-5682	31-2221	EM-2221	31-2353	EM-2288	31-3058	EM-2723
AM247	EM-90021	31-2222	EM-2222	31-2353	EM-2531	31-3059	EM-2724
AM305	EM-90004	31-2223	EM-2223	31-2356	EM-2512	31-3060	EM-2409
AM308	EM-90038	31-2224	EM-2378	31-2357	EM-2323	31-3062	EM-2406
AM309	EM-90032	31-2225	EM-2225	31-2357	EM-2357	31-3063	EM-2400
AM332	EM-90000	31-2226	EM-2226	31-2358	EM-2324	31-3064	EM-2405
AM352	EM-90001	31-2227	EM-2227	31-2359	EM-2325	31-3065	EM-2404
AM353	EM-90031	31-2228	EM-2228	31-2361	EM-2292	31-3066	EM-2414
MK5001	ETK-013	31-2231	EM-2231	31-2363	EM-2291	31-3067	EM-2419
MK5006	ETK-001	31-2234	EM-2234	31-2365	EM-2320	31-3068	EM-2418
MK5023	ETK-011	31-2235	EM-2235	31-2366	EM-2295	31-3069	EM-2417
MK5505	ETK-004	31-2239HD	EM-2282	31-2367	EM-2328	31-3071	EM-2424
DORMAN		31-2240	EM-2240	31-2370	EM-2294	31-3072	EM-2426
905-404	EM-4102	31-2241	EM-2241	31-2372	EM-2329	31-3073	EM-2428
934-006	DS-6545	31-2243HD	EM-2284	31-2373	EM-2722	31-3074	EM-2425
934-220	DS-8472	31-2244	EM-2287	31-2375	EM-2345	31-3075	EM-2415
934-404	DS-5228	31-2244HD	EM-2287	31-2377	EM-2353	31-3076	EM-2389
934-601	DS-6077	31-2245	EM-2327	31-2378	EM-2331	31-3077	EM-2457
934-610	DS-6503	31-2250	EM-2242	31-2379	EM-2332	31-3078	EM-2458
934-620	DS-6529	31-2255	EM-2349	31-2380	EM-2375	31-3080	EM-2420
934-702	DS-6513	31-2255	EM-2369	31-2381	EM-2356	31-3081	EM-2347
HAYDEN		31-2265	EM-2250	31-2384	EM-2344	31-3081	EM-2372
31-1000	EM-2376	31-2266	EM-2272	31-2385	EM-2337	31-3082	EM-2385
31-1001	EM-2369	31-2267	EM-2338	31-2386	EM-2335	31-3083	EM-2437
31-1003	EM-2525	31-2268	EM-2304	31-2387	EM-2336	31-3084	EM-2438
31-1004	EM-2720	31-2271	EM-2321	31-2388	EM-2358	31-3086	EM-2388
31-1007	EM-2615	31-2273	EM-2254	31-2389	EM-2359	31-3088	EM-2462
31-1008	EM-2616	31-2274	EM-2256	31-2390	EM-2470	31-3089	EM-2453
31-1009	EM-2618	31-2275	EM-2255	31-2391	EM-2374	31-3090	EM-2454
31-2007	EM-2007	31-2276	EM-2350	31-2393	EM-2326	31-3091	EM-2389
31-2009	EM-2009	31-2281	EM-2262	31-2511	EM-2466	31-3093	EM-2467
31-2010	EM-2010	31-2284	EM-2253	31-2534	EM-2534	31-3095	EM-2505
31-2039	EM-2039	31-2286	EM-2333	31-2537	EM-2537	31-3096	EM-2466
31-2040	EM-2040	31-2287	EM-2257	31-2538	EM-2538	31-3097	EM-2393
31-2048	EM-2048	31-2288	EM-2290	31-2539	EM-2538	31-3097	EM-2508
31-2050	EM-2050	31-2289	EM-2289	31-2540	EM-2538	31-3099	EM-2531
31-2060	EM-2060	31-2293	EM-2264	31-2541	EM-2538	31-3103	EM-2472
		31-2295	EM-2351	31-2542	EM-2538	31-3108	EM-2436

CROSS REFERENCE

Mfg Part No	Our Part	Mfg Part No	Our Part	Mfg Part No	Our Part	Mfg Part No	Our Part
HAYDEN (cont.)		HAYDEN (cont.)		HAYDEN (cont.)		HAYDEN (cont.)	
31-3112	EM-2491	31-3315	EM-2743	31-3518HY	EM-2555	31-3592	EM-2657
31-3113	EM-2490	31-3316	EM-2744	31-3519	EM-2633	31-3593	EM-2658
31-3120	EM-2567	31-3317	EM-2745	31-3520	EM-2557	31-3594	EM-2767
31-3121	EM-2562	31-3318	EM-2408	31-3521	EM-2639	31-3595	EM-2768
31-3121	EM-2774	31-3320	EM-2746	31-3523	EM-2632	31-3596	EM-2769
31-3122	EM-2563	31-3322	EM-2690	31-3523	EM-2634	31-3597HY	EM-2711
31-3136	EM-2439	31-3325	EM-2489	31-3524	EM-2609	31-3598	EM-2770
31-3137	EM-2440	31-3375	EM-2749	31-3525HY	EM-2551	31-3600	EM-2771
31-3138	EM-2441	31-3386	EM-2750	31-3526HY	EM-2551	31-3601	EM-2676
31-3139	EM-2442	31-3387	EM-2751	31-3527HY	EM-2551	31-3602	EM-2664
31-3141	EM-2444	31-3392	EM-2619	31-3528HY	EM-2556	31-3604	EM-2692
31-3142	EM-2445	31-3394	EM-2565	31-3529	EM-2630	31-3605	EM-2662
31-3144	EM-2502	31-3395	EM-2566	31-3530	EM-2684	31-3606	EM-2674
31-3145	EM-2448	31-3396	EM-2752	31-3531	EM-2760	31-3608	EM-2772
31-3147	EM-2433	31-3397	EM-2753	31-3532	EM-2685	31-3610	EM-2677
31-3148	EM-2434	31-3401	EM-2754	31-3535	EM-2636	31-3611	EM-2678
31-3153	EM-2775	31-3408	EM-2458	31-3536	EM-2635	31-3613	EM-2773
31-3159	EM-2503	31-3409	EM-2457	31-3538	EM-2600	31-3614	EM-2777
31-3160	EM-2504	31-3410	EM-2458	31-3539	EM-2499	31-3616	EM-2778
31-3161	EM-2776	31-3411	EM-2457	31-3540	EM-2601	31-3617HY	EM-2548
31-3165	EM-2458	31-3412	EM-2682	31-3541	EM-2601	31-3618	EM-2780
31-3166	EM-2500	31-3413	EM-2683	31-3542	EM-2601	31-3619	EM-2781
31-3167	EM-2501	31-3414	EM-2558	31-3543	EM-2601	31-3621	EM-2782
31-3168	EM-2457	31-3415	EM-2559	31-3544	EM-2601	31-3623	EM-2709
31-3170	EM-2459	31-3419	EM-2631	31-3545	EM-2601	31-3624	EM-2784
31-3171	EM-2460	31-3425	EM-2497	31-3546	EM-2601	31-3625	EM-2785
31-3172	EM-2461	31-3426	EM-2498	31-3547	EM-2601	31-3626	EM-2786
31-3175	EM-2501	31-3429	EM-2513	31-3548	EM-2601	35-6027	DS-6027
31-3176	EM-2500	31-3429	EM-2515	31-3549	EM-2623	35-6028	DS-6028
31-3177	EM-2501	31-3434	EM-2515	31-3550	EM-2622	35-6035	DS-6035
31-3178	EM-2500	31-3436	EM-2474	31-3551	EM-2687	35-6036	DS-6056
31-3179	EM-2501	31-3437	EM-2473	31-3552	EM-2686	35-6047	DS-6038
31-3180	EM-2500	31-3438	EM-2506	31-3552	EM-2688	35-6049	DS-6040
31-3182	EM-2725	31-3439	EM-2524	31-3553	EM-2644	35-6050	DS-6048
31-3183	EM-2726	31-3440	EM-2477	31-3554	EM-2645	35-6051	DS-6049
31-3187	EM-2464	31-3442	EM-2381	31-3555	EM-2646	35-6053	DS-6051
31-3188	EM-2463	31-3444	EM-2510	31-3556	EM-2646	35-6054	DS-6050
31-3189	EM-2679	31-3446	EM-2496	31-3557	EM-2640	35-6055	DS-6052
31-3190	EM-2727	31-3447	EM-2543	31-3558	EM-2641	35-6058	DS-6053
31-3191	EM-2728	31-3450	EM-2492	31-3559	EM-2642	NAPA	
31-3192	EM-2536	31-3453	EM-2528	31-3560	EM-2643	602-1006	EM-2384
31-3195	EM-2458	31-3454	EM-2528	31-3561	EM-2652	602-1009	EM-2387
31-3200	EM-2447	31-3455	EM-2396	31-3562	EM-2620	602-1015	EM-2014
31-3201	EM-2600	31-3456	EM-2494	31-3563	EM-2637	602-1017	EM-2385
31-3202	EM-2730	31-3458HY	EM-2548	31-3564	EM-2638	602-1020	EM-2040
31-3203	EM-2731	31-3459	EM-2495	31-3565	EM-2564	602-1021	EM-2039
31-3204	EM-2731	31-3460	EM-2755	31-3566	EM-2621	602-1023	EM-2057
31-3208	EM-2734	31-3461	EM-2756	31-3568	EM-2649	602-1026	EM-2219
31-3234	EM-2469	31-3464	EM-2382	31-3569	EM-2650	602-1027	EM-2053
31-3245	EM-2493	31-3467	EM-2549	31-3570	EM-2651	602-1028	EM-2381
31-3276	EM-2401	31-3468	EM-2550	31-3571	EM-2665	602-1030	EM-2091
31-3277	EM-2421	31-3469	EM-2497	31-3572HY	EM-2717	602-1034	EM-2107
31-3278	EM-2456	31-3500	EM-2280	31-3573HY	EM-2660	602-1035	EM-2108
31-3279	EM-2533	31-3501	EM-2330	31-3574	EM-2691	602-1038	EM-2110
31-3280	EM-2532	31-3502	EM-2570	31-3575	EM-2671	602-1039	EM-2120
31-3281	EM-2410	31-3503HY	EM-2661	31-3576	EM-2761	602-1040	EM-2119
31-3282	EM-2429	31-3504	EM-2571	31-3577	EM-2708	602-1041	EM-2121
31-3283	EM-2449	31-3505	EM-2572	31-3578	EM-2762	602-1044	EM-2122
31-3284	EM-2451	31-3506	EM-2569	31-3579	EM-2763	602-1045	EM-2123
31-3285	EM-2451	31-3506	EM-2663	31-3580	EM-2764	602-1046	EM-2124
31-3286	EM-2452	31-3507	EM-2568	31-3581	EM-2765	602-1047	EM-2125
31-3297	EM-2680	31-3508	EM-2627	31-3582	EM-2766	602-1050	DS-6027
31-3300	EM-2740	31-3510	EM-2628	31-3584	EM-2667	602-1054	EM-2142
31-3302	EM-2681	31-3511	EM-2617	31-3585	EM-2668	602-1058	EM-2141
31-3305	EM-2741	31-3512	EM-2625	31-3586	EM-2710	602-1059	EM-2204
31-3306	EM-2742	31-3513	EM-2624	31-3587	EM-2653	602-1061	EM-2206
31-3307	EM-2488	31-3515	EM-2629	31-3588	EM-2654	602-1063	EM-2364
31-3308	EM-2487	31-3516	EM-2626	31-3589	EM-2655	602-1064	EM-2365
31-3310	EM-2407	31-3517HY	EM-2553	31-3591	EM-2656	602-1066	EM-2162

CROSS REFERENCE

Mfg Part No	Our Part	Mfg Part No	Our Part	Mfg Part No	Our Part	Mfg Part No	Our Part
NAPA (cont.)		NAPA (cont.)		NAPA (cont.)		NAPA (cont.)	
602-1067	EM-2163	602-1196	EM-2311	602-1376	EM-2456	602-1583	EM-2641
602-1068	EM-2170	602-1213	EM-2301	602-1377	EM-2446	602-1584	EM-2642
602-1069	EM-2172	602-1214	EM-2302	602-1379	EM-2436	602-1585	EM-2643
602-1078	EM-2150	602-1217	EM-2297	602-1380	EM-2437	602-1586	EM-2644
602-1086	EM-2319	602-1218	EM-2298	602-1381	EM-2438	602-1587	EM-2645
602-1087	DS-6028	602-1221	EM-2305	602-1382	EM-2433	602-1588	EM-2646
602-1090	EM-2309	602-1227	EM-2369	602-1383	EM-2434	602-1589	EM-2646
602-1091	EM-2316	602-1231	EM-2357	602-1384	EM-2449	602-1590	EM-2649
602-1094	EM-2350	602-1232	EM-2356	602-1387	EM-2447	602-1591	EM-2650
602-1102	EM-2462	602-1235	EM-2331	602-1389	EM-2382	602-1592	EM-2651
602-1104	EM-2267	602-1236	EM-2332	602-1390	EM-2382	602-1593	EM-2652
602-1105	EM-2231	602-1237	EM-2327	602-1391	EM-2459	602-1594	EM-2654
602-1106	EM-2267	602-1238	EM-2344	602-1392	EM-2460	602-1595	EM-2655
602-1107	EM-2283	602-1239	EM-2358	602-1393	EM-2461	602-1596	EM-2656
602-1108	EM-2282	602-1240	EM-2359	602-1483	EM-2506	602-1597	EM-2657
602-1109	EM-2261	602-1242	EM-2335	602-1484	EM-2524	602-1598	EM-2658
602-1110	EM-2275	602-1243	EM-2336	602-1486	EM-2496	602-1599	EM-2338
602-1114	EM-2234	602-1250	EM-2363	602-1488	EM-2473	602-1623	EM-2401
602-1115	EM-2235	602-1251	EM-2395	602-1489	EM-2474	602-1628	EM-2451
602-1116	EM-2264	602-1252	EM-2371	602-1490	EM-2477	602-1629	EM-2536
602-1118	EM-2250	602-1253	EM-2370	602-1493	EM-2490	602-1631	EM-2747
602-1119	EM-2328	602-1254	EM-2341	602-1501	EM-2550	602-1634	EM-2731
602-1121	EM-2272	602-1255	EM-2400	602-1502	EM-2549	602-1635	EM-2731
602-1122	EM-2277	602-1258	EM-2424	602-1503	EM-2550	602-1638	EM-2696
602-1127	EM-2267	602-1259	EM-2426	602-1506	EM-2558	602-1639	EM-2725
602-1127	EM-2285	602-1260	EM-2367	602-1514	EM-2323	602-1640	EM-2750
602-1130	EM-2266	602-1262	EM-2414	602-1515	EM-2324	602-1641	EM-2735
602-1132	EM-2225	602-1263	EM-2417	602-1516	EM-2325	602-1642	EM-2684
602-1133	EM-2220	602-1264	EM-2415	602-1517	EM-2326	602-1643	EM-2812
602-1134	EM-2221	602-1265	EM-2329	602-1524	EM-2503	602-1644	EM-2692
602-1138	EM-2242	602-1266	EM-2600	602-1526	EM-2727	602-1645	EM-2660
602-1139	EM-2222	602-1268	EM-2376	602-1527	EM-2728	602-1647	EM-2717
602-1140	EM-2223	602-1280	EM-2562	602-1528	EM-2682	602-1648	EM-2711
602-1144	EM-2271	602-1281	EM-2563	602-1529	EM-2683	602-1649	EM-2661
602-1145	EM-2270	602-1284	EM-2439	602-1530	EM-2407	602-1650	EM-2555
602-1147	EM-2255	602-1285	EM-2440	602-1531	EM-2406	602-1651	EM-2764
602-1148	EM-2256	602-1286	EM-2441	602-1532	EM-2458	602-1652	EM-2765
602-1149	EM-2291	602-1287	EM-2442	602-1534	EM-2458	602-1653	EM-2710
602-1151	EM-2257	602-1288	EM-2502	602-1535	EM-2457	602-1654	EM-2767
602-1151	EM-2286	602-1297	EM-2457	602-1536	EM-2458	602-1655	EM-2768
602-1152	EM-2287	602-1298	EM-2458	602-1537	EM-2457	602-1657	EM-2677
602-1153	EM-2333	602-1300	EM-2396	602-1538	EM-2501	602-1658	EM-2678
602-1154	EM-2240	602-1310	EM-2609	602-1539	EM-2500	602-1663	EM-2018
602-1155	EM-2241	602-1311	EM-2825	602-1541	EM-2538	602-1664	EM-2287
602-1156	EM-2226	602-1313	EM-2872	602-1546	EM-2491	602-1665	EM-2276
602-1157	EM-2254	602-1321	EM-8200	602-1550	EM-2548	602-1666	EM-2303
602-1158	EM-2320	602-1322	EM-8137	602-1552	EM-2538	602-1667	EM-2304
602-1159	EM-2281	602-1323	EM-8142	602-1555	EM-2600	602-1669	EM-2786
602-1161	EM-2280	602-1324	EM-2533	602-1556	EM-2326	602-1670	EM-2402
602-1162	EM-2330	602-1325	EM-2532	602-1557	EM-2505	602-1671	EM-2403
602-1165	EM-2263	602-1334	EM-2565	602-1558	EM-2472	602-1672	EM-2427
602-1167	EM-2284	602-1340	EM-2619	602-1559	EM-2501	602-1673	EM-2381
602-1168	EM-2289	602-1343	EM-2744	602-1560	EM-2500	602-1674	EM-2662
602-1169	EM-2290	602-1345	EM-2681	602-1563	EM-2627	602-1675	EM-2658
602-1170	EM-2265	602-1346	EM-2469	602-1565	EM-2569	602-1676	EM-2673
602-1174	EM-2340	602-1350	EM-2429	602-1566	EM-2571	602-1677	EM-2674
602-1174	EM-2512	602-1355	EM-2615	602-1567	EM-2572	602-1678	EM-2676
602-1175	EM-2296	602-1356	EM-2616	602-1569	EM-2501	602-1679	EM-2680
602-1177	EM-2009	602-1357	EM-2623	602-1570	EM-2501	602-1680	EM-2685
602-1178	EM-2010	602-1358	EM-2626	602-1571	EM-2500	602-1681	EM-2686
602-1179	EM-2292	602-1361	EM-2629	602-1572	EM-2564	602-1682	EM-2687
602-1180	EM-2375	602-1362	EM-2630	602-1573	EM-2551	602-1683	EM-2688
602-1182	EM-2351	602-1363	EM-2635	602-1574	EM-2551	602-1684	EM-2689
602-1189	EM-2217	602-1364	EM-2636	602-1575	EM-2553	602-1685	EM-2697
602-1189	EM-2515	602-1365	EM-2637	602-1576	EM-2551	602-1686	EM-2698
602-1190	EM-2218	602-1369	EM-2493	602-1578	EM-2559	602-1687	EM-2708
602-1193	EM-2444	602-1370	EM-2436	602-1580	EM-2458	602-1688	EM-2709
602-1194	EM-2445	602-1373	EM-2436	602-1581	EM-2621	602-1689	EM-2713
602-1195	EM-2345	602-1375	EM-2421	602-1582	EM-2640	602-1691	EM-2716

CROSS REFERENCE

Mfg Part No	Our Part	Mfg Part No	Our Part	Mfg Part No	Our Part	Mfg Part No	Our Part
NAPA (cont.)		NAPA (cont.)		NAPA (cont.)		NAPA (cont.)	
602-1692	EM-2718	602-1763	EM-8682	602-1848	EM-8183	602-1940	EM-8614
602-1693	EM-2722	602-1764	EM-8801	602-1849	EM-8183	602-1941	EM-8615
602-1694	EM-2723	602-1765	EM-8849	602-1850	EM-8185	602-1942	EM-8427
602-1695	EM-2724	602-1766	EM-8851	602-1851	EM-8186	602-1943	EM-2894
602-1696	EM-2726	602-1767	EM-8960	602-1852	EM-8192	602-1944	EM-2896
602-1698	EM-2733	602-1769	EM-8968	602-1853	EM-8193	602-1945	EM-3012
602-1699	EM-2736	602-1770	EM-8973	602-1854	EM-8194	602-1946	EM-3014
602-1700	EM-2737	602-1771	EM-8975	602-1855	EM-8195	602-1947	EM-3015
602-1701	EM-2738	602-1772	EM-8795	602-1856	EM-8197	602-1948	EM-3019
602-1702	EM-2740	602-1773	EM-9014	602-1857	EM-8198	602-1950	EM-2866
602-1703	EM-2743	602-1774	EM-9016	602-1858	EM-8210	602-1951	EM-8201
602-1704	EM-2745	602-1775	EM-9136	602-1859	EM-8211	602-1953	EM-2850
602-1705	EM-2749	602-1776	EM-9139	602-1860	EM-8213	602-1954	EM-2851
602-1706	EM-2755	602-1778	EM-4073	602-1861	EM-2678	602-1955	EM-2853
602-1707	EM-2756	602-1780	EM-2909	602-1862	EM-8222	602-1956	EM-2856
602-1708	EM-2396	602-1781	EM-5903	602-1863	EM-8224	602-1957	EM-2859
602-1709	EM-2763	602-1782	EM-5783	602-1864	EM-8229	602-1958	EM-2860
602-1710	EM-2776	602-1783	EM-5426	602-1865	EM-8233	602-1959	EM-2861
602-1711	EM-2777	602-1784	EM-5840	602-1866	EM-8224	602-1960	EM-2867
602-1712	EM-2778	602-1785	EM-5528	602-1867	EM-8239	602-1961	EM-2827
602-1713	EM-2780	602-1786	EM-4113	602-1868	EM-8259	602-1962	EM-2829
602-1714	EM-2781	602-1788	EM-4074	602-1869	EM-8278	602-1963	EM-2830
602-1715	EM-2782	602-1789	EM-8133	602-1870	EM-8279	602-1964	EM-2831
602-1716	EM-2785	602-1800	EM-8039	602-1871	EM-8282	602-1965	EM-2832
602-1717	EM-2351	602-1801	EM-8041	602-1872	EM-8283	602-1966	EM-2833
602-1718	EM-2775	602-1802	EM-8042	602-1873	EM-8307	602-1967	EM-2834
602-1719	EM-2413	602-1803	EM-8042	602-1875	EM-8178	602-1968	EM-2835
602-1720	EM-2748	602-1804	EM-8044	602-1876	EM-8278	602-1969	EM-2836
602-1721	EM-2774	602-1805	EM-8053	602-1878	EM-8348	602-1970	EM-2838
602-1722	EM-2404	602-1806	EM-8068	602-1879	EM-8363	602-1971	EM-2841
602-1723	EM-2405	602-1807	EM-8059	602-1881	EM-8197	602-1972	EM-2842
602-1725	EM-2789	602-1808	EM-2651	602-1882	EM-8406	602-1973	EM-2844
602-1726	EM-2790	602-1809	EM-8065	602-1883	EM-8177	602-1974	EM-2846
602-1727	EM-2791	602-1811	EM-8073	602-1884	EM-8430	602-1975	EM-2847
602-1728	EM-2792	602-1812	EM-8078	602-1885	EM-8605	602-1976	EM-2849
602-1729	EM-2795	602-1813	EM-8080	602-1886	EM-8600	602-1977	EM-2854
602-1730	EM-2796	602-1814	EM-8083	602-1887	EM-8568	602-1978	EM-2855
602-1731	EM-2801	602-1815	EM-8084	602-1888	EM-8574	602-1979	EM-8004
602-1732	EM-2803	602-1816	EM-8085	602-1890	EM-8576	602-1980	EM-8026
602-1733	EM-2812	602-1817	EM-8086	602-1891	EM-8431	602-1982	EM-8037
602-1734	EM-2793	602-1818	EM-8087	602-1892	EM-8407	602-1984	EM-8068
602-1735	EM-2794	602-1819	EM-8088	602-1893	EM-8276	602-1985	EM-8093
602-1736	EM-2802	602-1820	EM-8080	602-1894	EM-8212	602-1986	EM-8097
602-1737	EM-2804	602-1821	EM-8100	602-1895	EM-8151	602-1987	EM-8114
602-1738	EM-2805	602-1822	EM-8102	602-1897	EM-8094	602-1990	EM-8166
602-1739	EM-2806	602-1823	EM-8103	602-1898	EM-8007	602-1991	EM-8171
602-1740	EM-2807	602-1824	EM-8104	602-1899	EM-8018	602-1992	EM-8179
602-1741	EM-2808	602-1825	EM-8105	602-1900	EM-2451	602-1993	EM-8196
602-1742	EM-2809	602-1826	EM-8107	602-1901	EM-8014	602-1995	EM-8207
602-1743	EM-2819	602-1827	EM-8103	602-1902	EM-8002	602-1996	EM-8235
602-1744	EM-2798	602-1828	EM-8065	602-1903	EM-8005	602-1998	EM-8253
602-1745	EM-2799	602-1829	EM-8118	602-1904	EM-8517	602-1999	EM-8304
602-1746	EM-2814	602-1830	EM-8119	602-1905	EM-8001	602-2005	EM-8402
602-1747	EM-2797	602-1831	EM-8125	602-1906	EM-8006	602-2007	EM-8485
602-1748	EM-8025	602-1832	EM-8133	602-1909	EM-8047	602-2009	EM-8584
602-1749	EM-8024	602-1833	EM-8125	602-1910	EM-8122	602-2010	EM-8596
602-1750	EM-8697	602-1834	EM-8133	602-1911	EM-8132	602-2011	EM-8602
602-1751	EM-8698	602-1835	EM-8135	602-1912	EM-8152	602-2012	EM-8603
602-1752	EM-9153	602-1836	EM-8140	602-1913	EM-8164	602-2013	EM-8609
602-1753	EM-9154	602-1837	EM-8141	602-1914	EM-8187	602-2014	EM-8622
602-1754	EM-9155	602-1839	EM-8161	602-1917	EM-8234	602-2015	EM-8224
602-1755	EM-9156	602-1840	EM-2407	602-1921	EM-8310	602-2016	EM-8672
602-1756	EM-9157	602-1841	EM-8278	602-1923	EM-8411	602-2018	EM-8680
602-1757	EM-9158	602-1842	EM-8173	602-1925	EM-8566	602-2020	EM-2869
602-1758	EM-9159	602-1843	EM-8177	602-1926	EM-8578	602-2021	EM-2876
602-1759	EM-9160	602-1844	EM-8178	602-1927	EM-8579	602-2022	EM-2622
602-1760	EM-9161	602-1845	EM-8180	602-1928	EM-2939	602-2023	EM-2878
602-1761	EM-9164	602-1846	EM-8181	602-1929	EM-2968	602-2024	EM-2883
602-1762	EM-8209	602-1847	EM-8211	602-1939	EM-3011	602-2025	EM-2885

CROSS REFERENCE

Mfg Part No	Our Part	Mfg Part No	Our Part	Mfg Part No	Our Part	Mfg Part No	Our Part
NAPA (cont.)		NAPA (cont.)		NAPA (cont.)		NAPA (cont.)	
602-2026	EM-2886	602-2097	EM-2998	602-2169	EM-8921	602-2238	EM-3059
602-2027	EM-2889	602-2098	EM-2999	602-2170	EM-8961	602-2239	EM-3060
602-2028	EM-2890	602-2099	EM-3000	602-2171	EM-8962	602-2240	EM-3067
602-2029	EM-2892	602-2100	EM-3001	602-2172	EM-8965	602-2241	EM-9149
602-2032	EM-2900	602-2101	EM-3002	602-2173	EM-8974	602-2242	EM-9150
602-2033	EM-2901	602-2102	EM-3003	602-2174	EM-8984	602-2243	EM-9166
602-2034	EM-2902	602-2103	EM-3004	602-2175	EM-8988	602-2244	EM-9167
602-2035	EM-2903	602-2104	EM-3005	602-2176	EM-8994	602-2245	EM-9168
602-2036	EM-2904	602-2105	EM-3006	602-2177	EM-9003	602-2246	EM-9169
602-2037	EM-2905	602-2106	EM-3008	602-2178	EM-9007	602-2247	EM-9170
602-2038	EM-2987	602-2107	EM-3009	602-2179	EM-9008	602-2248	EM-9171
602-2039	EM-2909	602-2108	EM-3010	602-2180	EM-9009	602-2249	EM-9172
602-2040	EM-2910	602-2109	EM-8008	602-2181	EM-9022	602-2250	EM-9173
602-2041	EM-2911	602-2110	EM-8010	602-2182	EM-9023	602-2251	EM-9175
602-2042	EM-2912	602-2111	EM-8011	602-2183	EM-9043	602-2252	EM-9178
602-2043	EM-2913	602-2112	EM-8021	602-2184	EM-9044	602-2253	EM-9179
602-2044	EM-2914	602-2113	EM-8074	602-2185	EM-8261	602-2254	EM-9180
602-2045	EM-2915	602-2114	EM-8075	602-2186	EM-8895	602-2255	EM-9181
602-2046	EM-2916	602-2116	EM-8167	602-2187	EM-9083	602-2256	EM-9184
602-2047	EM-2917	602-2117	EM-8296	602-2188	EM-2649	602-2257	EM-9185
602-2048	EM-2918	602-2118	EM-8361	602-2189	EM-8681	602-2258	EM-9186
602-2049	EM-2919	602-2119	EM-8404	602-2190	EM-9137	602-2259	EM-9187
602-2050	EM-2920	602-2121	EM-8435	602-2192	EM-8009	602-2260	EM-9188
602-2051	EM-2926	602-2122	EM-8456	602-2193	EM-8030	602-2261	EM-9189
602-2052	EM-2929	602-2123	DS-8471	602-2194	EM-8100	602-2262	EM-9190
602-2053	EM-2930	602-2124	EM-8491	602-2195	EM-8169	602-2263	EM-9191
602-2054	EM-2931	602-2125	EM-8513	602-2196	EM-8349	602-2264	EM-9193
602-2055	EM-2933	602-2126	EM-8612	602-2197	EM-8359	602-2267	EM-3021
602-2056	EM-2934	602-2127	EM-8617	602-2198	EM-8385	602-2268	EM-3064
602-2057	EM-2935	602-2130	EM-8164	602-2199	EM-8398	602-2269	EM-3072
602-2058	EM-2936	602-2131	EM-8662	602-2200	EM-8413	602-2270	EM-3071
602-2059	EM-2853	602-2132	EM-8677	602-2201	EM-8432	602-2271	EM-3073
602-2060	EM-2938	602-2133	EM-8687	602-2202	EM-8497	602-2272	EM-3074
602-2061	EM-2940	602-2134	EM-8692	602-2203	EM-8524	602-2273	EM-3075
602-2062	EM-2941	602-2135	EM-8699	602-2204	EM-8575	602-2274	EM-3076
602-2063	EM-2942	602-2136	EM-8701	602-2205	EM-8616	602-2275	EM-3077
602-2064	EM-2943	602-2137	EM-8710	602-2206	EM-8658	602-2276	EM-3078
602-2065	EM-2944	602-2138	EM-8711	602-2207	EM-8670	602-2277	EM-3079
602-2066	EM-2945	602-2139	EM-8740	602-2208	EM-8690	602-2278	EM-3084
602-2067	EM-2947	602-2140	EM-8597	602-2209	EM-8709	602-2279	EM-3085
602-2068	EM-2948	602-2141	EM-8774	602-2210	EM-8792	602-2280	EM-9182
602-2069	EM-2949	602-2142	EM-8781	602-2211	EM-8819	602-2281	EM-9192
602-2070	EM-2952	602-2143	EM-8788	602-2212	EM-8823	602-2282	EM-9194
602-2071	EM-2953	602-2144	EM-8795	602-2213	EM-8824	602-2283	EM-9195
602-2072	EM-2955	602-2145	EM-8796	602-2214	EM-8616	602-2284	EM-3083
602-2073	EM-2958	602-2146	EM-8798	602-2215	EM-8344	602-2285	EM-3088
602-2074	EM-2959	602-2147	EM-8803	602-2216	EM-8691	602-2286	EM-3089
602-2075	EM-2961	602-2148	EM-8806	602-2217	EM-3022	602-2287	EM-3090
602-2076	EM-2962	602-2149	EM-8681	602-2218	EM-3023	602-2288	EM-3093
602-2077	EM-2963	602-2150	EM-8818	602-2219	EM-3024	602-2289	EM-3097
602-2078	EM-2964	602-2151	EM-8820	602-2220	EM-3025	602-2290	EM-3102
602-2079	EM-2967	602-2152	EM-8845	602-2221	EM-3028	602-2291	EM-3103
602-2080	EM-2972	602-2153	EM-8846	602-2222	EM-3029	602-2292	EM-3104
602-2081	EM-2973	602-2154	EM-8850	602-2223	EM-3030	602-2293	EM-3105
602-2082	EM-2978	602-2155	EM-5131	602-2224	EM-3031	602-2294	EM-3111
602-2083	EM-2979	602-2155	EM-8858	602-2225	EM-3033	602-2295	EM-3121
602-2084	EM-2980	602-2156	EM-8860	602-2226	EM-3034	602-2296	EM-9196
602-2085	EM-2899	602-2157	EM-8864	602-2227	EM-3035	602-2297	EM-9197
602-2086	EM-2981	602-2158	EM-8865	602-2228	EM-3036	602-2298	EM-9078
602-2087	EM-2983	602-2159	EM-8866	602-2229	EM-3037	602-2299	EM-9208
602-2088	EM-2985	602-2160	EM-8870	602-2230	EM-3039	602-2300	EM-9211
602-2089	EM-2987	602-2161	EM-8874	602-2231	EM-3044	602-2301	EM-5141
602-2090	EM-2989	602-2162	EM-8893	602-2232	EM-3045	602-2301	EM-9212
602-2091	EM-2990	602-2163	EM-8894	602-2233	EM-3046	602-2302	EM-9223
602-2092	EM-2993	602-2164	EM-8895	602-2233	EM-3064	602-2303	EM-9226
602-2093	EM-2994	602-2165	EM-8897	602-2234	EM-3047	602-2304	EM-9227
602-2094	EM-2995	602-2166	EM-8899	602-2235	EM-3048	602-2305	EM-9228
602-2095	EM-2996	602-2167	EM-8906	602-2236	EM-3049	602-2306	EM-9231
602-2096	EM-2997	602-2168	EM-8908	602-2237	EM-3056	602-2307	EM-9232

CROSS REFERENCE

Mfg Part No	Our Part	Mfg Part No	Our Part	Mfg Part No	Our Part	Mfg Part No	Our Part
NAPA (cont.)		NAPA (cont.)		NAPA (cont.)		NAPA (cont.)	
602-2308	EM-9233	602-2379	EM-9213	602-2453	EM-8997	602-2523	EM-9443
602-2309	EM-9234	602-2380	EM-9218	602-2454	EM-8778	602-2524	EM-9444
602-2310	EM-9235	602-2381	EM-9221	602-2455	EM-9116	602-2525	EM-9445
602-2311	EM-9237	602-2382	EM-9228	602-2456	EM-8277	602-2526	EM-9446
602-2312	EM-9238	602-2383	EM-9246	602-2457	EM-8855	602-2527	EM-9447
602-2313	EM-9239	602-2384	EM-9248	602-2458	EM-8992	602-2528	EM-9449
602-2314	EM-9240	602-2385	EM-9250	602-2459	EM-9015	602-2529	EM-9451
602-2315	EM-9242	602-2386	EM-9265	602-2460	EM-8978	602-2530	EM-3152
602-2316	EM-9240	602-2387	EM-9277	602-2461	EM-8982	602-2531	EM-3154
602-2318	EM-9247	602-2388	EM-5787	602-2462	EM-8884	602-2532	EM-3156
602-2319	EM-9249	602-2388	EM-9297	602-2463	EM-8871	602-2533	EM-3157
602-2320	EM-9251	602-2389	EM-9303	602-2464	EM-9092	602-2534	EM-9452
602-2321	EM-9252	602-2390	EM-9305	602-2465	EM-8002	602-2535	EM-9453
602-2322	EM-9253	602-2392	EM-9307	602-2466	EM-8832	602-2536	EM-9454
602-2323	EM-9254	602-2393	EM-9309	602-2468	EM-3128	602-2537	EM-9455
602-2324	EM-9255	602-2394	EM-9310	602-2469	EM-3129	602-2538	EM-9456
602-2325	EM-9256	602-2395	EM-9311	602-2470	EM-3130	602-2539	EM-9457
602-2326	EM-9257	602-2396	EM-9312	602-2471	EM-3131	602-2540	EM-9458
602-2327	EM-9259	602-2397	EM-9313	602-2472	EM-3132	602-2541	EM-9461
602-2328	EM-9260	602-2398	EM-9314	602-2473	EM-3133	602-2542	EM-9466
602-2329	EM-9261	602-2400	EM-9316	602-2474	EM-3138	602-2543	EM-9467
602-2330	EM-9263	602-2401	EM-9317	602-2475	EM-3139	602-2544	EM-9468
602-2331	EM-9269	602-2402	EM-9318	602-2476	EM-3140	602-2545	EM-9469
602-2332	EM-9270	602-2403	EM-9317	602-2477	EM-3141	602-2546	EM-9475
602-2333	EM-9271	602-2404	EM-9322	602-2478	EM-3142	602-2547	EM-9476
602-2334	EM-9272	602-2405	EM-9323	602-2479	EM-3143	602-2548	EM-9477
602-2335	EM-9273	602-2406	EM-9324	602-2480	EM-3145	602-2549	EM-9478
602-2336	EM-9274	602-2407	EM-9325	602-2481	EM-3146	602-2550	EM-9480
602-2337	EM-9275	602-2408	EM-9326	602-2482	EM-3147	602-2551	EM-9481
602-2338	EM-9276	602-2409	EM-9327	602-2483	EM-3148	602-2552	EM-9483
602-2339	EM-9278	602-2410	EM-9328	602-2484	EM-3149	602-2553	EM-9484
602-2340	EM-9279	602-2411	EM-9329	602-2485	EM-3150	602-2554	EM-9485
602-2341	EM-9280	602-2412	EM-9330	602-2486	EM-3151	602-2555	EM-5689
602-2342	EM-9281	602-2413	EM-9331	602-2487	EM-9385	602-2556	EM-9487
602-2343	EM-9282	602-2413	EM-9331	602-2488	EM-9386	602-2557	EM-9488
602-2344	EM-9283	602-2414	EM-9332	602-2489	EM-9388	602-2558	EM-9489
602-2345	EM-9288	602-2415	EM-9335	602-2490	EM-9389	602-2559	EM-9491
602-2346	EM-9289	602-2416	EM-9338	602-2491	EM-9391	602-2560	EM-9492
602-2347	EM-9290	602-2417	EM-9340	602-2492	EM-9392	602-2561	EM-5155
602-2348	EM-9291	602-2419	EM-9344	602-2493	EM-9393	602-2562	EM-9496
602-2349	EM-9292	602-2420	EM-9345	602-2494	EM-9394	602-2563	EM-5553
602-2350	EM-9293	602-2421	EM-9346	602-2495	EM-9396	602-2564	EM-9580
602-2351	EM-9294	602-2423	EM-9348	602-2496	EM-9066	602-2565	EM-5399
602-2352	EM-9299	602-2425	EM-9352	602-2497	EM-9168	602-2566	EM-5356
602-2353	EM-9300	602-2426	EM-9353	602-2498	EM-9400	602-2567	EM-5367
602-2354	EM-9302	602-2427	EM-9354	602-2499	EM-9401	602-2568	EM-5921
602-2356	EM-3087	602-2428	EM-9355	602-2500	EM-9402	602-2569	EM-5649
602-2357	EM-3091	602-2429	EM-9357	602-2501	EM-9403	602-2570	EM-5837
602-2358	EM-3095	602-2430	EM-9358	602-2502	EM-9404	602-2571	EM-7039
602-2359	EM-3099	602-2431	EM-9359	602-2503	EM-9405	602-2572	EM-5655
602-2360	EM-3100	602-2432	EM-9360	602-2504	EM-9406	602-2573	EM-9248
602-2361	EM-3101	602-2433	EM-9362	602-2505	EM-9407	602-2576	EM-5375
602-2362	EM-3107	602-2434	EM-9363	602-2506	EM-9408	602-2580	EM-5798
602-2363	EM-3108	602-2435	EM-9365	602-2507	EM-9411	602-2581	EM-5857
602-2364	EM-3109	602-2436	EM-9368	602-2508	EM-9412	602-2582	EM-5876
602-2365	EM-3110	602-2438	EM-9372	602-2509	EM-9413	602-2583	EM-5148
602-2366	EM-3113	602-2439	EM-9375	602-2510	EM-9415	602-2584	EM-5353
602-2367	EM-3114	602-2440	EM-9377	602-2511	EM-9416	602-2585	EM-5354
602-2368	EM-3116	602-2441	EM-9379	602-2512	EM-9418	602-2586	EM-5104
602-2369	EM-3117	602-2442	EM-9382	602-2513	EM-9419	602-2588	EM-5074
602-2370	EM-3118	602-2444	EM-8681	602-2514	EM-9421	602-2589	EM-5352
602-2371	EM-3120	602-2445	EM-8704	602-2515	EM-9422	602-2592	EM-5578
602-2372	EM-9198	602-2446	EM-8885	602-2516	EM-9424	602-2595	EM-5427
602-2373	EM-9200	602-2447	EM-8902	602-2517	EM-9431	602-2596	EM-2928
602-2374	EM-9202	602-2448	EM-2985	602-2518	EM-9432	602-2597	EM-2947
602-2375	EM-9203	602-2449	EM-9031	602-2519	EM-9436	602-2598	EM-5588
602-2376	EM-9207	602-2450	EM-8150	602-2520	EM-9437	602-2599	EM-2993
602-2377	EM-9209	602-2451	EM-8959	602-2521	EM-9441	602-2601	EM-5692
602-2378	EM-9210	602-2452	EM-8882	602-2522	EM-9442	602-2602	EM-5693

CROSS REFERENCE

Mfg Part No	Our Part	Mfg Part No	Our Part	Mfg Part No	Our Part	Mfg Part No	Our Part
NAPA (cont.)		NAPA (cont.)		NAPA (cont.)		NAPA (cont.)	
602-2603	EM-5694	602-2705	EM-4028	602-2785	EM-5968	620-1069	EM-2425
602-2605	EM-4017	602-2706	EM-4038	602-2786	EM-5974	620-1070	EM-2394
602-2606	EM-4000	602-2707	EM-4039	602-2787	EM-5985	620-1071	EM-2373
602-2607	EM-5152	602-2708	EM-5583	602-2788	EM-5916	620-1072	EM-2453
602-2608	EM-8021	602-2709	EM-5424	602-2789	EM-8164	620-1073	EM-2454
602-2609	EM-5326	602-2710	EM-5425	602-2793	EM-8685	620-1075	EM-2310
602-2610	EM-8568	602-2711	EM-3175	602-2794	EM-5108	620-1076	EM-2525
602-2611	EM-5358	602-2713	EM-5085	602-2795	EM-5109	620-1077	EM-2410
602-2612	EM-5445	602-2714	EM-3183	602-2796	EM-5105	620-1086	EM-2463
602-2613	EM-5446	602-2715	EM-4012	602-2797	EM-5350	620-1087	EM-2601
602-2614	EM-5485	602-2716	EM-3190	602-2798	EM-8062	620-1090	EM-2379
602-2615	EM-5612	602-2717	EM-3193	602-2799	EM-9351	620-1091	EM-2388
602-2616	EM-5527	602-2718	EM-3198	602-2801	EM-8967	620-1092	EM-2389
602-2617	EM-5616	602-2719	EM-3200	602-2802	EM-5464	620-1094	EM-2391
602-2621	EM-5436	602-2720	EM-5377	602-2803	EM-5173	620-1097	EM-2393
602-2622	EM-5494	602-2721	EM-4035	602-2804	EM-8120	620-1097	EM-2508
602-2623	EM-5495	602-2722	EM-5859	602-2805	EM-8960	620-1097	EM-2531
602-2624	EM-5143	602-2723	EM-4033	602-2806	EM-5052	620-1100	EM-2464
602-2625	EM-5142	602-2724	EM-4057	602-2807	EM-2910	620-1101	EM-2448
602-2626	EM-5441	602-2725	EM-4019	602-2808	EM-5748	620-1102	EM-2467
602-2629	EM-9579	602-2726	EM-4146	602-2809	EM-5672	620-1103	EM-2466
602-2630	EM-5835	602-2728	EM-4055	602-2810	DS-8549	620-1105	EM-2742
602-2632	EM-5191	602-2729	EM-4056	602-2812	DS-8469	620-1106	EM-2487
602-2633	EM-5437	602-2730	EM-4095	602-2813	DS-8470	620-1107	EM-2392
602-2634	EM-5673	602-2731	EM-4044	602-2815	DS-8473	620-1108	EM-2389
602-2635	EM-3158	602-2732	EM-4071	602-2816	DS-8472	620-1109	EM-2497
602-2636	EM-3160	602-2733	EM-5599	602-2818	DS-8532	620-1110	EM-2557
602-2637	EM-3165	602-2734	EM-9559	602-2819	DS-8551	620-1111	EM-2556
602-2638	EM-3166	602-2735	EM-5959	602-2820	DS-8587	620-1114	EM-2557
602-2639	EM-3167	602-2737	EM-8974	602-2821	DS-8468	620-1121	EM-2620
602-2640	EM-3168	602-2738	EM-5874	602-2822	DS-8591	620-1122	EM-2639
602-2641	EM-5692	602-2739	EM-9572	602-2829	EM-4082	620-1123	EM-2815
602-2642	EM-5588	602-2740	EM-9573	612-1687	EM-5742	620-1124	EM-2653
602-2643	EM-9497	602-2741	EM-9574	612-1688	EM-9599	620-1141	EM-9161
602-2644	EM-9498	602-2745	EM-5782	612-1689	EM-5872	620-1141	EM-9162
602-2645	EM-5349	602-2747	EM-9588	612-1690	EM-5906	620-1142	EM-9163
602-2646	EM-9502	602-2749	EM-9591	612-1691	EM-5867	620-1184	EM-2488
602-2647	EM-5781	602-2750	EM-5772	612-1692	EM-5982	620-1185	EM-2489
602-2648	EM-9504	602-2751	EM-9593	612-1693	EM-5601	620-1186	EM-2495
602-2649	EM-5646	602-2752	EM-9595	612-1694	EM-5600	620-1189	EM-2513
602-2650	EM-9506	602-2755	EM-5750	612-1696	EM-5940	620-1194	EM-2537
602-2651	EM-9507	602-2756	EM-9601	612-1697	EM-5973	620-1197	EM-2570
602-2652	EM-5384	602-2757	EM-9610	612-1698	EM-5970	620-1198	EM-2628
602-2653	EM-9509	602-2758	EM-9612	6121690	EM-5906	620-1200	EM-2617
602-2654	EM-9510	602-2759	EM-9613	620-1010	EM-2362	620-1201	EM-2618
602-2655	EM-9513	602-2761	EM-5944	620-1012	EM-2048	620-1202	EM-2622
602-2656	EM-9514	602-2762	EM-5866	620-1013	EM-2050	620-1203	EM-2624
602-2657	EM-9518	602-2763	EM-5924	620-1020	EM-2268	620-1204	EM-2625
602-2658	EM-5656	602-2764	EM-5907	620-1023	EM-2294	620-1205	EM-2631
602-2659	EM-9525	602-2765	EM-5796	620-1024	EM-2378	620-1206	EM-2632
602-2660	EM-9526	602-2766	EM-5783	620-1026	EM-2360	620-1207	EM-2633
602-2661	EM-5404	602-2767	EM-5670	620-1030	EM-2295	620-1208	EM-2634
602-2662	EM-5411	602-2768	EM-5909	620-1031	EM-2268	620-1209	EM-2638
602-2663	EM-9531	602-2769	EM-5856	620-1032	EM-2369	620-1212	EM-2409
602-2664	EM-5132	602-2770	EM-5912	620-1034	EM-2293	620-1214	EM-2746
602-2665	EM-5785	602-2771	EM-9351	620-1037	EM-2317	620-1219	EM-2679
602-2666	EM-9535	602-2772	EM-5859	620-1040	EM-2253	620-1220	EM-2739
602-2667	EM-9537	602-2773	EM-5860	620-1041	EM-2353	620-1221	EM-2667
602-2668	EM-5834	602-2774	EM-5754	620-1043	EM-2534	620-1222	EM-2668
602-2668	EM-9538	602-2775	EM-5913	620-1045	EM-2337	620-1223	EM-2769
602-2669	EM-9542	602-2776	EM-5819	620-1046	EM-2374	620-1224	EM-2770
602-2670	EM-9544	602-2777	EM-5877	620-1052	EM-2346	620-1225	EM-2707
602-2671	EM-9545	602-2778	EM-5884	620-1056	EM-2471	620-1226	EM-2349
602-2672	EM-9546	602-2779	EM-5795	620-1058	EM-2372	620-1227	EM-2306
602-2673	EM-9547	602-2780	EM-7019	620-1059	EM-2167	620-1228	EM-2307
602-2674	EM-9548	602-2781	EM-5903	620-1063	EM-2419	620-1229	EM-2762
602-2675	EM-9551	602-2782	EM-5904	620-1064	EM-2418	620-1230	EM-2348
602-2676	EM-9553	602-2783	EM-5972	620-1065	EM-2420	620-1231	EM-2408
602-2677	EM-9554	602-2784	EM-5966	620-1068	EM-2428	620-1232	EM-2499

CROSS REFERENCE

Mfg Part No	Our Part	Mfg Part No	Our Part	Mfg Part No	Our Part	Mfg Part No	Our Part
NAPA (cont.)		NAPA (cont.)		NAPA (cont.)		NAPA (cont.)	
620-1233	EM-2659	620-1313	EM-2815	620-1386	EM-3050	620-1586	EM-2895
620-1234	EM-2663	620-1314	EM-2908	620-1387	EM-3051	620-1587	EM-3061
620-1235	EM-2664	620-1315	EM-2921	620-1388	EM-3052	620-1588	EM-3062
620-1236	EM-2665	620-1316	EM-2922	620-1389	EM-3053	620-1589	EM-3066
620-1237	EM-2657	620-1317	EM-2923	620-1390	EM-3054	620-1590	EM-3068
620-1238	EM-2675	620-1318	EM-2924	620-1391	EM-3055	620-1591	EM-3069
620-1239	EM-2690	620-1319	EM-2925	620-1392	EM-3057	620-1592	EM-9148
620-1240	EM-2691	620-1320	EM-2927	620-1393	EM-3058	620-1593	EM-9151
620-1241	EM-2693	620-1321	EM-2928	620-1481	EM-2498	620-1594	EM-9152
620-1242	EM-2712	620-1322	EM-2932	620-1482	EM-2497	620-1595	EM-9165
620-1243	EM-2715	620-1324	EM-2960	620-1496	EM-2528	620-1596	EM-9174
620-1244	EM-2719	620-1325	EM-2950	620-1497	EM-2492	620-1597	EM-9176
620-1245	EM-2720	620-1326	EM-2951	620-1505	EM-2543	620-1598	EM-9177
620-1246	EM-2721	620-1327	EM-2954	620-1521	EM-2567	620-1599	EM-9183
620-1247	EM-2730	620-1328	EM-2956	620-1525	EM-2826	620-1600	EM-3020
620-1248	EM-2734	620-1329	EM-2957	620-1526	EM-2828	620-1601	EM-3063
620-1249	EM-2741	620-1330	EM-2960	620-1527	EM-2837	620-1602	EM-3065
620-1251	EM-2759	620-1331	EM-2965	620-1528	EM-2638	620-1603	EM-3070
620-1252	EM-2760	620-1332	EM-2966	620-1529	EM-2840	620-1604	EM-3080
620-1253	EM-2766	620-1334	EM-2969	620-1530	EM-2843	620-1605	EM-3081
620-1254	EM-2771	620-1335	EM-2970	620-1531	EM-2845	620-1606	EM-3082
620-1255	EM-2772	620-1336	EM-2971	620-1532	EM-2848	620-1607	EM-3092
620-1256	EM-2773	620-1337	EM-2974	620-1533	EM-2857	620-1608	EM-3096
620-1257	EM-2548	620-1338	EM-2975	620-1536	EM-2788	620-1609	EM-3106
620-1258	EM-2783	620-1339	EM-2624	620-1537	EM-2813	620-1610	EM-3119
620-1259	EM-2784	620-1340	EM-2977	620-1538	EM-2821	620-1611	EM-3122
620-1260	EM-2671	620-1341	EM-2907	620-1539	EM-2823	620-1612	EM-3123
620-1261	EM-2394	620-1342	EM-2982	620-1540	EM-2824	620-1613	EM-3124
620-1262	EM-2639	620-1343	EM-2984	620-1541	EM-2800	620-1614	EM-9199
620-1263	EM-2813	620-1344	EM-2986	620-1542	EM-2810	620-1615	EM-9205
620-1264	EM-2452	620-1345	EM-2988	620-1543	EM-2817	620-1616	EM-9219
620-1265	EM-8604	620-1346	EM-2991	620-1544	EM-2815	620-1617	EM-9224
620-1267	EM-8516	620-1347	EM-2992	620-1545	EM-2816	620-1618	EM-9230
620-1268	EM-8303	620-1348	EM-3007	620-1546	EM-2817	620-1619	EM-9241
620-1269	EM-8208	620-1349	EM-2897	620-1547	EM-2818	620-1620	EM-9245
620-1270	EM-8124	620-1350	EM-8063	620-1548	EM-2820	620-1621	EM-9262
620-1271	EM-8188	620-1351	EM-8329	620-1549	EM-2822	620-1622	EM-9264
620-1272	EM-8176	620-1352	EM-8330	620-1550	EM-8103	620-1623	EM-9266
620-1273	EM-8160	620-1355	EM-8907	620-1551	EM-8045	620-1624	EM-9267
620-1274	EM-8128	620-1356	EM-9082	620-1552	EM-8095	620-1625	EM-9268
620-1276	EM-8082	620-1357	EM-9086	620-1553	EM-2815	620-1626	EM-8883
620-1277	EM-8019	620-1358	EM-9087	620-1554	EM-8080	620-1626	EM-9284
620-1278	EM-8022	620-1359	EM-8034	620-1555	EM-8077	620-1627	EM-9286
620-1279	EM-8020	620-1360	EM-8300	620-1556	EM-8079	620-1628	EM-9287
620-1280	EM-8016	620-1361	EM-8328	620-1557	EM-8121	620-1629	EM-9295
620-1281	EM-8031	620-1362	EM-8460	620-1558	EM-8130	620-1630	EM-9296
620-1283	EM-8091	620-1363	EM-8684	620-1559	EM-8214	620-1631	EM-8165
620-1284	EM-8095	620-1364	EM-8693	620-1560	EM-8238	620-1632	EM-9055
620-1285	EM-8175	620-1365	EM-8694	620-1561	EM-8312	620-1633	EM-8799
620-1286	EM-8190	620-1366	EM-8700	620-1562	EM-2568	620-1634	EM-8872
620-1287	EM-8209	620-1367	EM-8705	620-1566	EM-8324	620-1635	EM-8873
620-1288	EM-2410	620-1368	EM-8797	620-1567	EM-2690	620-1636	EM-8888
620-1289	EM-8424	620-1369	EM-8825	620-1568	EM-8422	620-1637	EM-8898
620-1293	EM-2852	620-1370	EM-3013	620-1569	EM-2898	620-1638	EM-8971
620-1294	EM-2858	620-1371	EM-3016	620-1570	EM-2868	620-1639	EM-8979
620-1295	EM-2862	620-1372	EM-3017	620-1571	EM-2870	620-1640	EM-8983
620-1296	EM-2863	620-1373	EM-3018	620-1572	EM-2871	620-1641	EM-8986
620-1297	EM-2864	620-1374	EM-8415	620-1573	EM-2873	620-1642	EM-8993
620-1298	EM-2822	620-1375	EM-8643	620-1574	EM-2874	620-1643	EM-9018
620-1300	EM-8106	620-1376	EM-8644	620-1575	EM-2875	620-1644	EM-9101
620-1301	EM-8111	620-1377	EM-9142	620-1576	EM-2879	620-1645	EM-9113
620-1302	EM-8150	620-1378	EM-3026	620-1577	EM-2880	620-1647	EM-3086
620-1303	EM-8191	620-1379	EM-3027	620-1578	EM-2881	620-1648	EM-3094
620-1304	EM-8236	620-1380	EM-3032	620-1579	EM-2882	620-1649	EM-3098
620-1305	EM-8323	620-1381	EM-3038	620-1580	EM-2884	620-1650	EM-3112
620-1309	EM-8063	620-1382	EM-3040	620-1581	EM-2887	620-1651	EM-3115
620-1310	EM-8529	620-1383	EM-3041	620-1582	EM-2888	620-1652	EM-9201
620-1311	EM-8586	620-1384	EM-3042	620-1583	EM-2638	620-1653	EM-9204
620-1312	EM-8601	620-1385	EM-3043	620-1585	EM-2893	620-1654	EM-9214

CROSS REFERENCE

Mfg Part No	Our Part	Mfg Part No	Our Part	Mfg Part No	Our Part	Mfg Part No	Our Part
NAPA (cont.)		NAPA (cont.)		NAPA (cont.)		NAPA (cont.)	
620-1655	EM-9215	620-1727	EM-3153	620-1804	EM-9530	620-2450	EM-4054
620-1656	EM-9216	620-1728	EM-3155	620-1805	EM-9534	620-2451	EM-4061
620-1657	EM-9217	620-1729	EM-9459	620-1806	EM-9536	620-2452	EM-4062
620-1658	EM-9220	620-1730	EM-9460	620-1807	EM-9539	620-2453	EM-4060
620-1659	EM-9222	620-1731	EM-9462	620-1808	EM-5864	620-2454	EM-4013
620-1660	EM-9225	620-1732	EM-9463	620-1809	EM-9541	620-2456	EM-7022
620-1661	EM-9236	620-1733	EM-9464	620-1810	EM-9543	620-2480	EM-5000
620-1662	EM-9258	620-1734	EM-9465	620-1811	EM-9549	620-2481	EM-5917
620-1663	EM-9285	620-1735	EM-5794	620-1812	EM-9550	620-2482	EM-9515
620-1664	EM-9298	620-1735	EM-9470	620-1813	EM-9552	642-1743	EM-5426
620-1665	EM-9301	620-1736	EM-9471	620-1814	EM-3172	642-1759	EM-5159
620-1666	EM-9304	620-1737	EM-9472	620-1815	EM-4002	642-3000	EM-5026
620-1667	EM-9308	620-1738	EM-9473	620-1817	EM-5428	642-3001	EM-5031
620-1668	EM-9319	620-1739	EM-9474	620-1819	EM-4036	642-3021	EM-5362
620-1670	EM-9333	620-1740	EM-9479	620-1820	EM-3192	6422039	EM-2909G
620-1671	EM-9334	620-1741	EM-9482	620-1821	EM-3194	6422257	EM-8974G
620-1672	EM-9336	620-1742	EM-9490	620-1823	EM-3196	6422561	EM-2949G
620-1673	EM-9337	620-1743	EM-9494	620-1824	EM-3197	644-1575	EM-5079
620-1674	EM-9339	620-1744	EM-9495	620-1825	EM-3199	644-1616	EM-5817
620-1675	EM-9341	620-1745	EM-5518	620-1826	EM-3201	644-3001	EM-5078
620-1676	EM-9342	620-1746	EM-5403	620-1827	EM-3202	650-1184	EM-2714
620-1677	EM-9349	620-1747	EM-5647	620-1828	EM-4034	8163	EM-8163
620-1678	EM-9350	620-1748	EM-5657	620-1829	EM-4045	8170	EM-8170
620-1679	EM-9356	620-1749	EM-5449	620-1830	EM-4046	8230	EM-8230
620-1680	EM-9361	620-1750	EM-9205	620-1831	EM-5189	8351	EM-8351
620-1681	EM-9364	620-1751	EM-5452	620-1832	EM-5188	8374	EM-8374
620-1682	EM-9366	620-1752	EM-5928	620-1833	EM-9558	8384	EM-8384
620-1683	EM-9367	620-1753	EM-2620	620-1834	EM-9560	8434	EM-8434
620-1684	EM-9369	620-1754	EM-5103	620-1836	EM-9566	8457	EM-8457
620-1685	EM-9370	620-1755	EM-5383	620-1837	EM-7007	8489	EM-8489
620-1686	EM-9373	620-1757	EM-5033	620-1839	EM-9570	8572	EM-8572
620-1687	EM-9374	620-1758	EM-5182	620-1840	EM-5332	8631968	EM-5216
620-1688	EM-9376	620-1760	EM-5475	620-1841	EM-9575	864-9597	EM-5528
620-1690	EM-9380	620-1762	EM-5659	620-1842	EM-9577	8688	EM-8688
620-1691	EM-9381	620-1763	EM-2927	620-1843	EM-9589	8722	EM-8722
620-1692	EM-9383	620-1764	EM-5660	620-1844	EM-9594	8734	EM-8734
620-1693	EM-9384	620-1765	EM-5661	620-1845	EM-5957	8764	EM-8764
620-1695	EM-3125	620-1766	EM-5662	620-1846	EM-9617	8769	EM-8769
620-1696	EM-3126	620-1767	EM-5663	620-1847	EM-9619	8770	EM-8770
620-1697	EM-3127	620-1768	EM-5664	620-1848	EM-5905	8783	EM-8783
620-1698	EM-3134	620-1769	EM-5665	620-1849	EM-5908	8784	EM-8784
620-1699	EM-3135	620-1770	EM-4040	620-1850	EM-5910	8793	EM-8793
620-1700	EM-3136	620-1773	EM-5190	620-1851	EM-5556	8800	EM-8800
620-1701	EM-3137	620-1774	EM-5121	620-1852	EM-5911	8847	EM-8847
620-1702	EM-3144	620-1775	EM-5609	620-1853	EM-5963	8848	EM-8848
620-1703	EM-9387	620-1777	EM-5432	620-1854	EM-9096	8854	EM-8854
620-1704	EM-9390	620-1778	EM-5737	620-1855	EM-5914	8862	EM-8862
620-1705	EM-9395	620-1779	EM-5489	620-1856	EM-7000	8877	EM-8877
620-1706	EM-9397	620-1780	EM-5440	620-1857	EM-7215	8879	EM-8879
620-1707	EM-9409	620-1781	EM-5144	620-1858	EM-5956	8896	EM-8896
620-1708	EM-9410	620-1782	EM-5406	620-1859	EM-5975	8909	EM-8909
620-1709	EM-9414	620-1786	EM-3159	620-1860	EM-5744	8912	EM-8912
620-1710	EM-9417	620-1787	EM-3161	620-1861	EM-5976	8913	EM-8913
620-1711	EM-9420	620-1788	EM-3162	620-1862	EM-5969	8914	EM-8914
620-1712	EM-9423	620-1789	EM-5587	620-1863	EM-5967	8920	EM-8920
620-1713	EM-9425	620-1790	EM-5380	620-2305	EM-9229	8935	EM-8935
620-1714	EM-9426	620-1791	EM-9499	620-2408	EM-8388	8937	EM-8937
620-1715	EM-9427	620-1792	EM-9500	620-2409	EM-5107	8943	EM-8943
620-1716	EM-9428	620-1793	EM-9511	620-2411	EM-5075	8944	EM-8944
620-1717	EM-9429	620-1794	EM-9512	620-2412	EM-5080	8945	EM-8945
620-1718	EM-9430	620-1795	EM-9515	620-2413	EM-3050	8947	EM-8947
620-1719	EM-9433	620-1796	EM-9516	620-2414	EM-5078	8948	EM-8948
620-1720	EM-9434	620-1797	EM-9517	620-2415	EM-5213	8949	EM-8949
620-1721	EM-9435	620-1798	EM-9519	620-2416	EM-8964	8950	EM-8950
620-1722	EM-9438	620-1799	EM-9520	620-2417	EM-5175	8951	EM-8951
620-1723	EM-9439	620-1800	EM-5407	620-2419	EM-5206	8952	EM-8952
620-1724	EM-9440	620-1801	EM-9522	620-2431	EM-9351	8954	EM-8954
620-1725	EM-9448	620-1802	EM-9523	620-2448	EM-4171	8955	EM-8955
620-1726	EM-9450	620-1803	EM-9527	620-2449	EM-8189	8956	EM-8956

CROSS REFERENCE

Mfg Part No	Our Part	Mfg Part No	Our Part	Mfg Part No	Our Part	Mfg Part No	Our Part
NAPA (cont.)		PIONEER (cont.)		PIONEER (cont.)		PIONEER (cont.)	
8970	EM-8970	600916	EM-8916	601179	EM-2862	602275	EM-2275
8980	EM-8980	600917	EM-8917	601185	EM-2829	602276	EM-2276
8981	EM-8981	600919	EM-8919	601205	EM-2850	602277	EM-2277
8989	EM-8989	600920	EM-8920	601206	EM-2851	602278	EM-2278
8995	EM-8995	600921	EM-8921	601207	EM-2852	602279	EM-2279
8996	EM-8996	600922	EM-8921	601208	EM-2853	602280	EM-2280
8998	EM-8998	600927	EM-8921	601209	EM-2856	602281	EM-2281
8999	EM-8999	601004	EM-2952	601218	EM-2866	602282	EM-2282
9012	EM-9012	601006	EM-8402	602007	EM-2007	602283	EM-2283
9013	EM-9013	601007	EM-8104	602009	EM-2009	602284	EM-2284
9019	EM-9019	601008	EM-2804	602010	EM-2010	602285	EM-2267
9021	EM-9021	601010	EM-8103	602040	EM-2040	602286	EM-2257
9024	EM-9024	601013	EM-8568	602041	EM-2041	602287	EM-2287
9026	EM-9026	601016	EM-2615	602048	EM-2048	602289	EM-2289
9032	EM-9032	601021	EM-8191	602050	EM-2050	602290	EM-2290
9035	EM-9035	601023	EM-8186	602053	EM-2053	602291	EM-2291
9045	EM-9045	601025	EM-8230	602091	EM-2091	602292	EM-2292
9046	EM-9046	601026	EM-8933	602092	EM-2092	602296	EM-2296
9054	EM-9054	601032	EM-5383	602107	EM-2107	602297	EM-2297
9056	EM-9056	601033	EM-2709	602108	EM-2108	602298	EM-2298
9067	EM-9067	601035	EM-8228	602110	EM-2110	602301	EM-2301
9068	EM-9068	601036	EM-8497	602120	EM-2120	602303	EM-2303
9072	EM-9072	601038	EM-2836	602122	EM-2122	602304	EM-2304
9074	EM-9074	601044	EM-2791	602123	EM-2123	602309	EM-2309
9081	EM-9081	601046	EM-5026	602141	EM-2141	602316	EM-2316
9085	EM-9085	601048	EM-8662	602142	EM-2142	602319	EM-2319
9094	EM-9094	601052	EM-8236	602150	EM-2150	602323	EM-2323
9096	EM-9096	601055	EM-8266	602167	EM-2167	602324	EM-2324
9123	EM-9123	601058	EM-8897	602170	EM-2170	602325	EM-2325
9129	EM-9129	601059	EM-8238	602204	EM-2204	602326	EM-2326
914-1042	EM-5530	601060	EM-8100	602205	EM-2205	602328	EM-2328
9145	EM-9145	601061	EM-8206	602215	EM-2268	602329	EM-2329
HB128030	DS-8474	601063	EM-8178	602218	EM-2218	602330	EM-2330
HB138010	DS-8469	601064	EM-8211	602219	EM-2219	602331	EM-2331
HB138030	DS-8532	601068	EM-8213	602220	EM-2220	602332	EM-2332
HB209KF	DS-6062	601071	EM-8195	602221	EM-2221	602333	EM-2333
HB88107A	DS-6056	601072	EM-8361	602222	EM-2222	602335	EM-2335
HB88508	DS-6038	601074	EM-8278	602223	EM-2223	602336	EM-2336
HB88515	DS-6064	601075	EM-8166	602225	EM-2225	602338	EM-2338
HB88526	DS-6053	601076	EM-8233	602226	EM-2226	602341	EM-2341
HB88532	DS-6063	601080	EM-8375	602227	EM-2227	602344	EM-2344
NEAPCO		601081	EM-8171	602228	EM-2228	602350	EM-2350
DS301KG	DS-6038	601082	EM-8492	602231	EM-2231	602351	EM-2351
N218099	DS-6092	601083	EM-8187	602234	EM-2234	602356	EM-2356
PIONEER		601084	EM-8179	602235	EM-2235	602357	EM-2357
600000	EM-9000	601089	EM-8979	602238	EM-2238	602358	EM-2358
600001	EM-3001	601090	EM-8151	602240	EM-2240	602359	EM-2359
600012	EM-9012	601092	EM-8274	602241	EM-2241	602363	EM-2363
600013	EM-9013	601097	EM-8065	602244	EM-2287	602364	EM-2364
600014	EM-9014	601098	EM-8234	602245	EM-2142	602365	EM-2365
600015	EM-9015	601102	EM-9082	602246	EM-2142	602367	EM-2367
600016	EM-9016	601105	EM-8209	602248	EM-2241	602368	EM-2368
600019	EM-9019	601112	EM-2803	602249	EM-2267	602369	EM-2369
600022	EM-9022	601114	EM-8485	602250	EM-2250	602370	EM-2370
600024	EM-9024	601118	EM-8485	602254	EM-2254	602371	EM-2371
600031	EM-9031	601120	EM-8795	602255	EM-2255	602375	EM-2375
600424	EM-8424	601138	EM-8164	602256	EM-2256	602376	EM-2376
600869	EM-2869	601141	EM-8389	602257	EM-2257	602380	EM-2328
600878	EM-2878	601143	EM-9055	602261	EM-2261	602381	EM-2381
600883	EM-2883	601146	EM-2690	602262	EM-2262	602382	EM-2382
600885	EM-2885	601147	EM-8157	602263	EM-2263	602383	EM-2382
600886	EM-2886	601151	EM-8456	602264	EM-2264	602384	EM-2384
600888	EM-2888	601154	EM-8859	602265	EM-2265	602385	EM-2385
600889	EM-2889	601155	EM-8010	602266	EM-2266	602386	EM-2387
600906	EM-8906	601157	EM-8239	602267	EM-2267	602387	EM-2387
600908	EM-8908	601160	EM-8363	602270	EM-2270	602395	EM-2395
600909	EM-8909	601161	EM-8179	602271	EM-2271	602400	EM-2400
600914	EM-8914	601163	EM-9041	602273	EM-2296	602401	EM-2401
		601169	EM-8619	602274	EM-2274	602402	EM-2402

CROSS REFERENCE

Mfg Part No	Our Part	Mfg Part No	Our Part	Mfg Part No	Our Part	Mfg Part No	Our Part
PIONEER (cont.)		PIONEER (cont.)		PIONEER (cont.)		PIONEER (cont.)	
602403	EM-2403	602524	EM-2524	602718	EM-2718	602856	EM-8568
602404	EM-2404	602532	EM-2532	602722	EM-2722	602857	EM-8197
602405	EM-2405	602533	EM-2533	602723	EM-2723	602858	EM-8414
602406	EM-2406	602535	EM-2436	602724	EM-2724	602859	EM-8602
602407	EM-2407	602536	EM-2536	602725	EM-2725	602860	EM-8681
602413	EM-2413	602540	EM-2538	602726	EM-2726	602862	EM-8006
602414	EM-2414	602546	EM-2458	602727	EM-2727	602863	EM-8100
602415	EM-2415	602547	EM-2457	602728	EM-2728	602866	EM-8119
602417	EM-2417	602549	EM-2549	602731	EM-2731	602868	EM-8603
602418	EM-2418	602550	EM-2550	602732	EM-2731	602878	EM-8242
602419	EM-2419	602558	EM-2558	602733	EM-2733	602883	EM-8073
602421	EM-2421	602559	EM-2559	602735	EM-2735	602884	EM-8021
602424	EM-2424	602562	EM-2562	602736	EM-2736	602889	EM-8016
602426	EM-2426	602563	EM-2563	602737	EM-2737	602893	EM-8349
602427	EM-2427	602564	EM-2564	602738	EM-2738	602894	EM-8021
602429	EM-2429	602569	EM-2569	602740	EM-2740	602904	EM-2904
602433	EM-2433	602571	EM-2571	602743	EM-2743	602905	EM-2905
602434	EM-2434	602572	EM-2572	602744	EM-2744	602909	EM-2909
602435	EM-2436	602600	EM-2600	602745	EM-2745	602911	EM-2911
602436	EM-2436	602610	EM-2538	602747	EM-2747	602912	EM-2912
602437	EM-2437	602611	EM-2538	602748	EM-2748	602913	EM-2913
602438	EM-2438	602615	EM-2615	602749	EM-2749	602914	EM-2914
602439	EM-2439	602616	EM-2616	602754	EM-2754	602915	EM-2915
602440	EM-2440	602621	EM-2621	602755	EM-2755	602916	EM-2916
602441	EM-2441	602623	EM-2623	602756	EM-2756	602917	EM-2917
602442	EM-2442	602626	EM-2626	602763	EM-2763	602918	EM-2918
602444	EM-2444	602627	EM-2627	602764	EM-2764	602919	EM-2919
602445	EM-2445	602629	EM-2629	602765	EM-2765	602920	EM-2920
602446	EM-2446	602630	EM-2630	602767	EM-2767	602929	EM-2929
602447	EM-2447	602635	EM-2635	602768	EM-2768	602930	EM-2930
602449	EM-2449	602636	EM-2636	602774	EM-2774	602931	EM-2931
602450	EM-2451	602637	EM-2637	602775	EM-2775	602935	EM-2935
602451	EM-2451	602640	EM-2640	602776	EM-2776	602936	EM-2936
602455	EM-2600	602641	EM-2641	602777	EM-2777	602939	EM-2939
602456	EM-2456	602642	EM-2642	602785	EM-2785	602940	EM-2940
602458	EM-2458	602643	EM-2643	602786	EM-2786	602941	EM-2941
602459	EM-2459	602644	EM-2644	602787	EM-2351	602944	EM-2944
602460	EM-2460	602645	EM-2645	602791	EM-2791	602945	EM-2945
602461	EM-2461	602646	EM-2646	602792	EM-2731	602947	EM-2947
602462	EM-2462	602649	EM-2649	602793	EM-2793	602948	EM-2948
602465	EM-2436	602650	EM-2650	602794	EM-2794	602949	EM-2949
602469	EM-2469	602651	EM-2651	602801	EM-2801	602953	EM-2953
602470	EM-2470	602652	EM-2652	602802	EM-2802	602955	EM-2955
602472	EM-2472	602654	EM-2654	602805	EM-2805	602958	EM-2958
602473	EM-2473	602655	EM-2655	602806	EM-2806	602959	EM-2959
602474	EM-2474	602656	EM-2656	602807	EM-2807	602961	EM-2961
602477	EM-2477	602658	EM-2658	602808	EM-2808	602962	EM-2962
602479	EM-2457	602670	EM-2658	602809	EM-2809	602963	EM-2963
602480	EM-2458	602673	EM-2673	602813	EM-8103	602964	EM-2964
602481	EM-2457	602674	EM-2674	602816	EM-8045	602972	EM-2972
602483	EM-2458	602676	EM-2676	602823	EM-8100	602978	EM-2978
602484	EM-2458	602677	EM-2677	602825	EM-8200	602979	EM-2979
602493	EM-2493	602678	EM-2678	602826	EM-8208	602980	EM-2980
602496	EM-2496	602680	EM-2680	602827	EM-8600	602981	EM-2981
602500	EM-2500	602681	EM-2681	602829	EM-8224	602983	EM-2983
602501	EM-2501	602682	EM-2682	602832	EM-8026	602985	EM-2985
602502	EM-2502	602683	EM-2683	602834	EM-2834	602989	EM-2989
602503	EM-2503	602684	EM-2684	602834	EM-8097	602990	EM-2990
602504	EM-2504	602686	EM-2686	602838	EM-8601	602994	EM-2994
602505	EM-2505	602687	EM-2687	602839	EM-8445	602997	EM-2997
602506	EM-2506	602688	EM-2688	602842	EM-8430	602998	EM-2998
602507	EM-2395	602689	EM-2689	602843	EM-8344	602999	EM-2999
602509	EM-2436	602692	EM-2692	602845	EM-8579	603000	EM-3000
602518	EM-2501	602697	EM-2697	602846	EM-2845	603002	EM-3002
602519	EM-2500	602708	EM-2708	602847	EM-8643	603004	EM-3004
602520	EM-2501	602709	EM-2709	602848	EM-8175	603005	EM-3005
602521	EM-2500	602710	EM-2710	602849	EM-8170	603006	EM-3006
602522	EM-2501	602711	EM-2711	602850	EM-8414	603008	EM-3008
602523	EM-2500	602713	EM-2713	602855	EM-8568	603009	EM-3009

CROSS REFERENCE

Mfg Part No	Our Part	Mfg Part No	Our Part	Mfg Part No	Our Part	Mfg Part No	Our Part
PIONEER (cont.)		PIONEER (cont.)		PIONEER (cont.)		PIONEER (cont.)	
603010	EM-3010	605415	EM-3130	607123	EM-9366	608093	EM-8093
603011	EM-3011	605417	EM-3145	607126	EM-9255	608097	EM-8097
603156	EM-3156	605440	EM-4017	607127	EM-9352	608098	EM-8098
603183	EM-3183	605445	EM-4094	607130	EM-9253	608100	EM-8100
603186	EM-4012	605446	EM-4033	607162	EM-8144	608101	EM-8101
603198	EM-3198	605487	EM-3165	607177	EM-9323	608102	EM-8102
603200	EM-3200	605551	EM-4113	607188	EM-8103	608103	EM-8103
603206	EM-4038	605961	EM-5959	607250	EM-5208	608104	EM-8104
603207	EM-4039	606128	EM-8040	607261	EM-8967	608105	EM-8105
603231	EM-4073	606129	EM-8677	607272	EM-8385	608107	EM-8107
603305	EM-2741	606130	EM-8255	607289	EM-5464	608112	EM-8100
604001	EM-5528	606131	EM-8595	607299	EM-9477	608114	EM-8114
604017	EM-5859	606133	EM-8598	607306	EM-5132	608116	EM-8132
604200	EM-9121	606138	EM-8596	607312	EM-8858	608118	EM-8118
604201	EM-9179	606139	EM-8676	607314	EM-9200	608119	EM-8119
604208	EM-8164	606140	EM-8680	607321	EM-9251	608120	EM-8120
604213	EM-5448	606307	EM-8154	607327	EM-5332	608122	EM-8122
604219	EM-9484	606310	EM-8304	607328	EM-9288	608125	EM-8125
604220	EM-9155	606313	EM-8122	607333	EM-9442	608133	EM-8133
604228	EM-8401	606331	EM-8130	607335	EM-5173	608135	EM-8135
604234	EM-5367	606400	EM-8063	607338	EM-5411	608138	EM-8138
604278	EM-5819	606401	EM-8609	608002	EM-8002	608139	EM-2740
604302	EM-9416	606408	EM-8648	608004	EM-8804	608140	EM-8140
604305	EM-9229	606409	EM-8083	608007	EM-8007	608143	EM-8310
604319	EM-2835	606410	EM-8077	608008	EM-8008	608145	EM-8145
604324	EM-2832	606444	EM-8062	608009	EM-8009	608146	EM-8146
604402	EM-5375	606452	EM-8085	608011	EM-8011	608147	EM-8303
604418	EM-5783	606453	EM-8086	608013	EM-8014	608161	EM-8161
604502	EM-5400	606500	EM-8012	608014	EM-8014	608164	EM-8164
604504	EM-9168	606507	EM-8431	608017	EM-8021	608166	EM-8166
604505	EM-9150	606514	EM-8019	608018	EM-8018	608167	EM-8167
604518	EM-9202	606521	EM-8005	608020	EM-8020	608168	EM-8168
604519	EM-9441	606523	EM-8008	608022	EM-8181	608169	EM-8169
604555	EM-9411	606567	EM-5382	608024	EM-8024	608173	EM-8173
604565	EM-9488	606581	EM-5371	608025	EM-8025	608174	EM-8174
604570	EM-9443	606603	EM-8292	608026	EM-8026	608177	EM-8177
604605	EM-8685	606604	EM-8107	608027	EM-8575	608178	EM-8178
604605	EM-9147	606610	EM-8559	608028	EM-8435	608179	EM-8179
604607	EM-9154	606611	EM-8108	608032	EM-8021	608180	EM-8180
604608	EM-9153	606614	EM-8467	608033	EM-8010	608182	EM-8211
604621	EM-9161	606615	EM-8466	608034	EM-8034	608183	EM-8183
604624	EM-9305	606699	EM-9160	608038	EM-8103	608185	EM-8185
605091	EM-8622	606700	EM-8091	608039	EM-8039	608194	EM-8194
605102	EM-5353	606717	EM-9024	608041	EM-8041	608195	EM-8195
605109	EM-5354	606718	EM-5598	608042	EM-8042	608196	EM-8196
605117	EM-5108	606771	EM-9351	608043	EM-8042	608205	EM-8205
605118	EM-5109	606772	EM-8055	608044	EM-8044	608206	EM-8424
605142	EM-8104	606773	EM-8055	608046	EM-8100	608207	EM-8207
605183	EM-3030	606775	EM-9351	608048	EM-8048	608209	EM-8209
605199	EM-3035	606776	EM-8060	608049	EM-8049	608210	EM-8210
605204	EM-5104	606777	EM-9337	608051	EM-8576	608211	EM-8211
605207	EM-5105	606784	EM-8512	608052	EM-8579	608212	EM-8212
605238	EM-3059	606785	EM-8094	608053	EM-8053	608213	EM-8213
605280	EM-3024	606786	EM-8079	608054	EM-8054	608222	EM-8222
605282	EM-3012	606823	EM-9242	608056	EM-8056	608225	EM-8225
605284	EM-3015	606828	EM-5358	608057	EM-8068	608226	EM-8102
605285	EM-3025	606900	EM-8236	608059	EM-8059	608229	EM-8229
605286	EM-3024	606912	EM-4071	608062	EM-8062	608231	EM-8231
605289	EM-3074	606923	EM-5796	608073	EM-8073	608233	EM-8233
605312	EM-3103	606940	EM-9599	608074	EM-8074	608235	EM-8235
605316	EM-5350	606949	EM-5909	608075	EM-8075	608237	EM-8224
605324	EM-3110	607012	EM-5069	608076	EM-8080	608238	EM-8238
605326	EM-5377	607019	EM-8593	608078	EM-8078	608239	EM-8239
605327	EM-2909	607033	EM-8163	608080	EM-8080	608242	EM-8242
605338	EM-5424	607088	EM-5437	608084	EM-8084	608253	EM-8253
605341	EM-5426	607092	EM-8566	608085	EM-8085	608254	EM-8254
605359	EM-3102	607097	EM-5495	608087	EM-8087	608259	EM-8259
605389	EM-5588	607110	EM-8788	608088	EM-8088	608260	EM-8424
605406	EM-5692	607119	EM-8783	608092	EM-8080	608261	EM-8261

CROSS REFERENCE

Mfg Part No	Our Part	Mfg Part No	Our Part	Mfg Part No	Our Part	Mfg Part No	Our Part
PIONEER (cont.)		PIONEER (cont.)		PIONEER (cont.)		PIONEER (cont.)	
608262	EM-8262	608483	EM-8368	608687	EM-8687	608795	EM-8795
608266	EM-8266	608484	EM-8348	608688	EM-8688	608796	EM-8796
608267	EM-8267	608485	EM-8485	608689	EM-8689	608797	EM-8797
608270	EM-8270	608488	EM-8488	608690	EM-8690	608798	EM-8798
608271	EM-8271	608489	EM-8489	608691	EM-8691	608801	EM-8801
608276	EM-8276	608491	EM-8491	608692	EM-8692	608802	EM-8802
608277	EM-8277	608493	EM-8493	608699	EM-8699	608803	EM-8803
608279	EM-8279	608494	EM-8400	608701	EM-8701	608804	EM-8804
608281	EM-8281	608496	EM-8008	608703	EM-2855	608805	EM-8805
608282	EM-8282	608499	EM-8499	608704	EM-8704	608806	EM-8806
608283	EM-8283	608501	EM-2731	608706	EM-2856	608807	EM-8807
608286	EM-8181	608502	EM-8502	608707	EM-2857	608808	EM-8681
608287	EM-8287	608505	EM-2731	608709	EM-8709	608809	EM-8296
608294	EM-8294	608513	EM-8513	608710	EM-8710	608810	EM-8296
608296	EM-8296	608514	EM-8514	608711	EM-8711	608811	EM-8811
608298	EM-8304	608517	EM-8517	608712	EM-8041	608813	EM-8813
608305	EM-2406	608523	EM-8524	608713	EM-8041	608814	EM-8814
608307	EM-8307	608526	EM-8576	608714	EM-8042	608818	EM-8818
608310	EM-8310	608527	EM-8314	608715	EM-8715	608819	EM-8819
608311	EM-8311	608537	EM-8402	608716	EM-8716	608820	EM-8820
608319	EM-8319	608539	EM-8539	608717	EM-8717	608821	EM-8821
608324	EM-8324	608553	EM-8553	608718	EM-8718	608823	EM-8823
608331	EM-8130	608554	EM-8554	608719	EM-8719	608824	EM-8824
608332	EM-8130	608555	EM-8103	608720	EM-8719	608826	EM-8826
608339	EM-8339	608556	EM-8556	608721	EM-8721	608827	EM-8663
608340	EM-8180	608560	EM-8560	608722	EM-8722	608828	EM-8828
608343	EM-8164	608561	EM-8068	608723	EM-8723	608829	EM-8829
608344	EM-8344	608568	EM-8568	608736	EM-8736	608830	EM-8830
608348	EM-8348	608569	EM-8568	608737	EM-8044	608832	EM-8832
608349	EM-8349	608571	EM-8571	608742	EM-8742	608833	EM-8832
608350	EM-8348	608574	EM-8574	608746	EM-8746	608834	EM-8834
608351	EM-8351	608576	EM-8576	608747	EM-8747	608835	EM-8835
608352	EM-8352	608577	EM-8577	608748	EM-8748	608836	EM-8836
608353	EM-8353	608578	EM-8578	608749	EM-8788	608837	EM-8834
608355	EM-8195	608579	EM-8579	608750	EM-8750	608838	EM-8838
608358	EM-8213	608585	EM-8205	608751	EM-8751	608839	EM-8832
608359	EM-8359	608590	EM-8663	608752	EM-8752	608840	EM-8832
608360	EM-8014	608597	EM-8597	608753	EM-8753	608841	EM-8616
608362	EM-8485	608599	EM-8599	608759	EM-8759	608842	EM-8616
608365	EM-8365	608602	EM-8602	608760	EM-8760	608843	EM-8843
608368	EM-8368	608605	EM-8605	608762	EM-8762	608844	EM-8616
608375	EM-8375	608606	EM-8606	608763	EM-8762	608845	EM-8845
608378	EM-8214	608607	EM-8607	608764	EM-8764	608846	EM-8846
608380	EM-8179	608609	EM-8609	608765	EM-8788	608847	EM-8847
608384	EM-8384	608611	EM-8611	608766	EM-8597	608848	EM-8848
608385	EM-8385	608612	EM-8612	608768	EM-8768	608849	EM-8849
608396	EM-8197	608616	EM-8616	608769	EM-8769	608850	EM-8850
608398	EM-8398	608617	EM-8617	608770	EM-8770	608851	EM-8851
608399	EM-8398	608620	EM-8620	608771	EM-8771	608853	EM-8853
608400	EM-8400	608621	EM-8621	608772	EM-8772	608854	EM-8854
608401	EM-8401	608630	EM-8630	608773	EM-8774	608855	EM-8855
608402	EM-8402	608638	EM-8663	608774	EM-8774	608860	EM-8860
608404	EM-8404	608639	EM-8639	608775	EM-8775	608864	EM-8864
608406	EM-8406	608640	EM-8640	608776	EM-8775	608865	EM-8865
608407	EM-8407	608641	EM-8641	608777	EM-8778	608866	EM-8866
608411	EM-8411	608647	EM-8164	608778	EM-8778	608868	EM-8868
608413	EM-8413	608652	EM-8652	608779	EM-8778	608869	EM-8869
608434	EM-8434	608654	EM-8654	608780	EM-8780	608870	EM-8870
608435	EM-8435	608659	EM-8659	608781	EM-8781	608871	EM-8871
608437	EM-8435	608660	EM-8660	608782	EM-8782	608874	EM-8874
608442	EM-8442	608661	EM-8661	608783	EM-8783	608875	EM-8875
608444	EM-8579	608664	EM-8664	608784	EM-8784	608876	EM-8876
608445	EM-8445	608665	EM-8665	608785	EM-8783	608877	EM-8877
608447	EM-8576	608667	EM-8667	608786	EM-8786	608878	EM-8878
608451	EM-8352	608668	EM-8668	608787	EM-8787	608882	EM-8882
608456	EM-8456	608670	EM-8670	608788	EM-8788	608884	EM-8884
608461	EM-8075	608681	EM-8681	608790	EM-8790	608885	EM-8885
608481	EM-8192	608682	EM-8682	608792	EM-8792	608886	EM-8886
608482	EM-8482	608685	EM-8685	608794	EM-8794	608889	EM-8889

CROSS REFERENCE

Mfg Part No	Our Part	Mfg Part No	Our Part	Mfg Part No	Our Part	Mfg Part No	Our Part
PIONEER (cont.)		PIONEER (cont.)		PIONEER (cont.)		PIONEER (cont.)	
608892	EM-8892	609031	EM-2819	609642	EM-5912	614203	EM-9211
608893	EM-8893	609033	EM-9033	609648	EM-5754	614212	EM-9212
608894	EM-8894	609034	EM-9034	609650	EM-5601	614325	EM-5748
608895	EM-8895	609036	EM-2985	609654	EM-5877	614507	EM-9149
608897	EM-8897	609037	EM-9037	609655	EM-5884	614527	EM-9451
608899	EM-8899	609039	EM-9039	609661	EM-5903	614583	EM-5795
608900	EM-8900	609040	EM-9040	609664	EM-5972	615024	EM-5148
608902	EM-8902	609041	EM-9041	609668	EM-5940	615137	EM-3021
608903	EM-8903	609042	EM-9042	609669	EM-5973	615235	EM-3083
608904	EM-8904	609045	EM-9045	609672	EM-5974	615272	EM-3071
608905	EM-8905	609047	EM-9047	609675	EM-5970	615273	EM-3072
608906	EM-8193	609048	EM-9048	609676	EM-5744	615278	EM-5028
608907	EM-8198	609050	EM-9050	609679	EM-5916	615413	EM-3151
608909	EM-8192	609051	EM-9051	609776	EM-7201	615414	EM-3150
608911	EM-8197	609056	EM-9056	611014	EM-2892	615443	EM-3167
608913	EM-2409	609057	EM-9057	611038	EM-2836	615456	EM-3148
608919	EM-8188	609059	EM-9059	611047	EM-7064	616254	EM-8207
608932	EM-8932	609062	EM-9062	611107	EM-8605	616592	EM-9185
608935	EM-8935	609066	EM-9066	611108	EM-2795	616999	EM-5840
608936	EM-8936	609067	EM-9067	611110	EM-2859	617064	EM-5394
608937	EM-8937	609068	EM-9068	611114	EM-8485	617128	EM-8944
608940	EM-8940	609069	EM-8261	611180	EM-2841	617349	EM-5672
608942	EM-8943	609071	EM-9071	611191	EM-2838	617923	EM-4074
608943	EM-8943	609072	EM-9072	612548	EM-2548	618037	EM-8037
608944	EM-8944	609075	EM-8895	612551	EM-2551	618224	EM-8224
608945	EM-8945	609076	EM-9076	612552	EM-2551	618662	EM-8662
608946	EM-8945	609077	EM-9077	612553	EM-2553	618663	EM-8663
608948	EM-8948	609078	EM-9078	612554	EM-2551	618918	EM-8918
608949	EM-8949	609079	EM-9079	612555	EM-2555	618928	EM-8928
608950	EM-8950	609080	EM-9080	612660	EM-2660	618929	EM-8929
608952	EM-8952	609081	EM-9081	612661	EM-2661	618954	EM-8954
608953	EM-8953	609084	EM-9084	612694	EM-2812	618965	EM-8965
608955	EM-8955	609085	EM-9085	612697	EM-2697	618984	EM-8984
608958	EM-8958	609099	EM-9099	612698	EM-2698	618997	EM-8997
608960	EM-8960	609109	EM-9109	612711	EM-2711	618998	EM-8998
608961	EM-8961	609111	EM-9111	612717	EM-2717	619001	EM-9001
608962	EM-8962	609117	EM-9117	612788	EM-2788	619003	EM-9003
608966	EM-8966	609118	EM-9118	612789	EM-2789	619004	EM-9004
608968	EM-8968	609119	EM-9119	612790	EM-2790	619005	EM-9005
608970	EM-8970	609120	EM-9120	612791	EM-2791	619006	EM-8795
608973	EM-8973	609122	EM-9122	612792	EM-2792	619007	EM-9007
608974	EM-8974	609126	EM-2910	612795	EM-2795	619008	EM-9008
608975	EM-8975	609127	EM-9127	612796	EM-2796	619009	EM-9009
608976	EM-8976	609130	EM-9130	612803	EM-2803	619017	EM-9017
608979	EM-8025	609131	EM-9131	612804	EM-2804	619021	EM-9021
608981	EM-8981	609132	EM-2649	612812	EM-2812	619043	EM-9043
608982	EM-8982	609133	EM-9133	612813	EM-2813	619044	EM-9044
608988	EM-8988	609134	EM-9134	612890	EM-2890	619065	EM-9065
608992	EM-8992	609135	EM-8681	612894	EM-2894	619083	EM-9083
608994	EM-8994	609136	EM-9136	612896	EM-2896	619092	EM-9092
609000	EM-2825	609137	EM-9137	612902	EM-2902	619097	EM-9003
609001	EM-2827	609139	EM-9139	612903	EM-2903	619110	EM-9110
609003	EM-2830	609140	EM-9140	612906	EM-2987	619128	EM-9128
609004	EM-2831	609141	EM-9141	612910	EM-2910	619129	EM-9129
609005	EM-2833	609144	EM-9144	612926	EM-2926	619145	EM-9145
609007	EM-2844	609185	EM-2876	612933	EM-2933	619146	EM-9146
609008	EM-2846	609389	EM-9389	612934	EM-2934	619238	EM-9238
609008	EM-2849	609412	EM-9412	612938	EM-2938	619265	EM-5867
609009	EM-2847	609544	EM-9544	612942	EM-2942	619662	EM-5904
609012	EM-5052	609556	EM-5599	612943	EM-2943	619670	EM-5966
609014	EM-2860	609564	EM-8974	612967	EM-2967	619680	EM-5742
609015	EM-2861	609568	EM-7019	612968	EM-2968	620081	EM-4171
609017	EM-2867	609572	EM-9572	612973	EM-2973	620263	EM-8263
609018	EM-2854	609573	EM-9573	612987	EM-2987	620901	EM-8901
609019	EM-2855	609574	EM-9574	612993	EM-2993	620910	EM-8910
609023	EM-9023	609592	EM-5772	612995	EM-2995	620915	EM-8915
609027	EM-9027	609624	EM-5906	612996	EM-2996	621007	EM-8632
609029	EM-9029	609628	EM-5924	613003	EM-3003	621008	EM-8963
609030	EM-9030	609639	EM-5856	614202	EM-9173	621018	EM-8619

CROSS REFERENCE

Mfg Part No	Our Part	Mfg Part No	Our Part	Mfg Part No	Our Part	Mfg Part No	Our Part
PIONEER (cont.)		PIONEER (cont.)		PIONEER (cont.)		PIONEER (cont.)	
621019	EM-8244	622372	EM-2372	622628	EM-2628	622845	EM-2730
621022	EM-8300	622373	EM-2373	622631	EM-2631	622847	EM-8388
621024	EM-8063	622374	EM-2374	622632	EM-2632	622857	EM-2857
621027	EM-8002	622378	EM-2378	622633	EM-2633	622858	EM-2858
621029	EM-8460	622379	EM-2379	622634	EM-2634	622868	EM-2868
621035	EM-2818	622388	EM-2388	622638	EM-2638	622882	EM-2882
621040	EM-2826	622389	EM-2389	622639	EM-2639	622884	EM-2884
621041	EM-2828	622390	EM-2389	622648	EM-2815	622898	EM-2898
621044	EM-2845	622391	EM-2391	622653	EM-2653	622907	EM-2907
621045	EM-2848	622392	EM-2392	622657	EM-2657	622908	EM-2908
621046	EM-2849	622393	EM-2393	622659	EM-2659	622921	EM-2921
621048	EM-2863	622394	EM-2394	622663	EM-2663	622922	EM-2922
621049	EM-2864	622408	EM-2408	622664	EM-2664	622923	EM-2923
621050	EM-2870	622409	EM-2409	622665	EM-2665	622924	EM-2924
622014	EM-2014	622410	EM-2410	622666	EM-2639	622925	EM-2925
622039	EM-2039	622420	EM-2420	622667	EM-2667	622927	EM-2927
622057	EM-2057	622425	EM-2425	622668	EM-2668	622928	EM-2928
622060	EM-2060	622428	EM-2428	622669	EM-2657	622946	EM-2960
622070	EM-2070	622448	EM-2448	622671	EM-2671	622950	EM-2950
622073	EM-2073	622452	EM-2452	622672	EM-2394	622951	EM-2951
622119	EM-2119	622453	EM-2453	622675	EM-2675	622954	EM-2954
622121	EM-2121	622454	EM-2454	622679	EM-2679	622956	EM-2956
622124	EM-2124	622463	EM-2463	622685	EM-2685	622957	EM-2957
622125	EM-2125	622464	EM-2464	622690	EM-2690	622960	EM-2960
622126	EM-2126	622466	EM-2466	622691	EM-2691	622965	EM-2965
622127	EM-2127	622467	EM-2467	622693	EM-2693	622966	EM-2966
622143	EM-2268	622471	EM-2471	622695	EM-2813	622969	EM-2969
622162	EM-2162	622487	EM-2487	622712	EM-2712	622970	EM-2970
622163	EM-2163	622488	EM-2488	622715	EM-2715	622971	EM-2971
622171	EM-2171	622489	EM-2489	622719	EM-2719	622975	EM-2975
622172	EM-2172	622494	EM-2494	622720	EM-2720	622977	EM-2977
622206	EM-2206	622495	EM-2495	622721	EM-2721	622982	EM-2982
622216	EM-2216	622497	EM-2497	622730	EM-2730	622984	EM-2984
622217	EM-2217	622498	EM-2498	622734	EM-2734	622986	EM-2986
622236	EM-2349	622499	EM-2499	622739	EM-2739	622988	EM-2988
622242	EM-2242	622508	EM-2508	622742	EM-2742	622991	EM-2991
622253	EM-2253	622510	EM-2510	622746	EM-2746	622992	EM-2992
622258	EM-2253	622511	EM-2466	622750	EM-2750	623000	EM-5000
622268	EM-2268	622512	EM-2512	622751	EM-2751	623007	EM-3007
622272	EM-2272	622513	EM-2513	622752	EM-2752	623041	EM-3041
622288	EM-2288	622514	EM-2515	622753	EM-2753	623082	EM-3082
622293	EM-2293	622515	EM-2515	622759	EM-2759	623175	EM-3175
622294	EM-2294	622525	EM-2525	622760	EM-2760	623191	EM-4036
622295	EM-2295	622529	EM-2497	622762	EM-2762	623196	EM-3196
622299	EM-2299	622530	EM-2388	622766	EM-2766	623203	EM-4034
622302	EM-2302	622531	EM-2531	622769	EM-2769	623226	EM-4054
622305	EM-2305	622534	EM-2534	622770	EM-2770	623227	EM-4077
622306	EM-2306	622537	EM-2537	622771	EM-2771	624108	EM-2871
622307	EM-2307	622543	EM-2543	622772	EM-2772	624113	EM-2843
622310	EM-2310	622544	EM-2531	622773	EM-2773	624120	EM-2873
622311	EM-2311	622557	EM-2557	622778	EM-2778	624130	EM-8898
622314	EM-2349	622565	EM-2565	622783	EM-2783	624275	EM-9500
622317	EM-2317	622566	EM-2566	622784	EM-2784	624509	EM-9152
622320	EM-2320	622567	EM-2567	622797	EM-2797	624510	EM-9151
622321	EM-2321	622568	EM-2568	622800	EM-2800	624525	EM-9214
622327	EM-2327	622570	EM-2570	622810	EM-2810	624531	EM-9301
622337	EM-2337	622601	EM-2601	622811	EM-2817	624532	EM-9289
622339	EM-2339	622602	EM-2601	622815	EM-2815	624538	EM-9286
622340	EM-2340	622603	EM-2601	622816	EM-2816	624546	EM-9216
622345	EM-2345	622607	EM-2601	622817	EM-2394	624600	EM-9174
622346	EM-2346	622608	EM-2601	622817	EM-2817	625020	EM-5087
622347	EM-2347	622614	EM-2601	622818	EM-2818	625021	EM-5392
622348	EM-2348	622617	EM-2617	622819	EM-2819	625095	EM-5111
622349	EM-2349	622618	EM-2618	622820	EM-2820	625123	EM-8068
622353	EM-2353	622619	EM-2619	622822	EM-2822	625152	EM-8462
622360	EM-2360	622620	EM-2620	622828	EM-8644	625203	EM-5103
622361	EM-2349	622622	EM-2622	622831	EM-8111	625209	EM-5107
622362	EM-2362	622624	EM-2624	622835	EM-8124	625219	EM-5106
622366	EM-2525	622625	EM-2625	622840	EM-8659	625233	EM-3017

CROSS REFERENCE

Mfg Part No	Our Part	Mfg Part No	Our Part	Mfg Part No	Our Part	Mfg Part No	Our Part
PIONEER (cont.)		PIONEER (cont.)		PIONEER (cont.)		PIONEER (cont.)	
625236	EM-5075	628050	EM-8586	628418	EM-8418	628700	EM-8700
625251	EM-5080	628061	EM-8061	628419	EM-8191	628705	EM-8705
625253	EM-3063	628063	EM-8063	628420	EM-8643	628724	EM-8724
625260	EM-3050	628068	EM-8068	628421	EM-8415	628725	EM-8725
625261	EM-5078	628079	EM-8079	628422	EM-8422	628726	EM-8726
625271	EM-3038	628082	EM-8082	628427	EM-8427	628727	EM-8727
625276	EM-5032	628089	EM-8089	628439	EM-8439	628728	EM-8728
625279	EM-5381	628095	EM-8095	628440	EM-8439	628729	EM-8729
625280	EM-3016	628096	EM-8096	628441	EM-8586	628730	EM-8730
625281	EM-3013	628099	EM-8099	628448	EM-8586	628731	EM-8731
625283	EM-5180	628106	EM-8106	628452	EM-8586	628732	EM-8732
625287	EM-3018	628111	EM-8111	628457	EM-8457	628733	EM-8733
625288	EM-3051	628115	EM-8115	628460	EM-8460	628734	EM-8734
625298	EM-3061	628117	EM-8117	628490	EM-8490	628738	EM-8738
625301	EM-3050	628121	EM-8121	628495	EM-8495	628739	EM-8738
625305	EM-5085	628128	EM-8128	628503	EM-8503	628740	EM-8740
625346	EM-5428	628148	EM-8148	628506	EM-8506	628741	EM-8741
625380	EM-3106	628149	EM-8149	628507	EM-8507	628743	EM-8743
625435	EM-4061	628151	EM-8151	628508	EM-8508	628744	EM-8744
625436	EM-4062	628152	EM-8152	628510	EM-8510	628745	EM-8745
625448	EM-4002	628160	EM-8160	628511	EM-8511	628754	EM-8754
625461	EM-3162	628165	EM-8165	628512	EM-8512	628755	EM-8755
625478	EM-4060	628175	EM-8175	628516	EM-8516	628756	EM-8756
626120	EM-8672	628189	EM-8189	628519	EM-8282	628757	EM-8757
626121	EM-8934	628190	EM-8190	628522	EM-8522	628758	EM-8758
626134	EM-8041	628191	EM-8191	628529	EM-8529	628789	EM-8789
626208	EM-8176	628208	EM-8208	628542	EM-8542	628791	EM-8791
626209	EM-8218	628218	EM-8218	628544	EM-8544	628793	EM-8793
626320	EM-8604	628220	EM-8220	628545	EM-8545	628799	EM-8799
626322	EM-8141	628221	EM-8221	628552	EM-8552	628800	EM-8800
626324	EM-8149	628222	EM-8222	628562	EM-8095	628812	EM-8812
626325	EM-8150	628223	EM-8223	628572	EM-8572	628816	EM-8816
626330	EM-8141	628232	EM-8232	628582	EM-8582	628817	EM-8817
626450	EM-8516	628236	EM-8236	628584	EM-8584	628822	EM-8822
626508	EM-8374	628241	EM-8073	628586	EM-8586	628825	EM-8825
626543	EM-5379	628243	EM-8243	628589	EM-8589	628831	EM-8831
626681	EM-8111	628244	EM-8244	628592	EM-8592	628852	EM-8852
626702	EM-8641	628245	EM-8424	628593	EM-8593	628856	EM-8856
626704	EM-8640	628248	EM-8248	628594	EM-8594	628857	EM-8857
626708	EM-5188	628256	EM-8586	628604	EM-8290	628862	EM-8862
626710	EM-5189	628257	EM-8586	628608	EM-8608	628863	EM-8863
626713	EM-5190	628258	EM-8586	628618	EM-8236	628872	EM-8872
626750	EM-8912	628280	EM-8280	628623	EM-8623	628873	EM-8873
626799	EM-8652	628293	EM-8293	628624	EM-8594	628879	EM-8879
626838	EM-9177	628295	EM-8295	628629	EM-8629	628880	EM-8880
626933	EM-5213	628299	EM-8001	628631	EM-8631	628881	EM-8881
626985	EM-9558	628300	EM-8300	628633	EM-8230	628883	EM-8883
626987	EM-5879	628303	EM-8303	628634	DS-8634	628887	EM-8887
626989	EM-7031	628306	EM-8034	628642	EM-8642	628888	EM-8888
627061	EM-8544	628312	EM-8312	628644	EM-8644	628890	EM-8890
627117	EM-9373	628313	EM-8312	628648	EM-8648	628891	EM-8891
627122	EM-9367	628314	EM-8314	628649	EM-8649	628896	EM-8896
627165	EM-8214	628317	EM-8317	628650	EM-8650	628898	EM-8898
627334	EM-8964	628320	EM-8149	628651	EM-8651	628907	EM-8907
627337	EM-5175	628322	EM-8322	628653	EM-8653	628910	EM-2875
627351	EM-9410	628323	EM-8323	628655	EM-8655	628910	EM-8910
627357	EM-5407	628328	EM-8328	628669	EM-8669	628911	EM-8911
627509	EM-8512	628329	EM-8329	628673	EM-8672	628912	EM-8912
627793	EM-8857	628330	EM-8330	628674	EM-8674	628913	EM-8913
627911	EM-4117	628341	EM-9055	628675	EM-8675	628915	EM-2874
627919	EM-4013	628345	EM-8002	628678	EM-8678	628923	EM-8923
627920	EM-3026	628347	EM-8002	628679	EM-8679	628924	EM-8923
627937	EM-7022	628377	EM-8377	628683	EM-8683	628925	EM-8925
628001	EM-8001	628387	EM-8389	628684	EM-8684	628926	EM-8926
628004	EM-8004	628389	EM-8389	628686	EM-8686	628930	EM-8930
628020	EM-8014	628392	EM-8392	628693	EM-8693	628931	EM-8931
628022	EM-8022	628393	EM-8393	628694	EM-8694	628934	EM-8934
628031	EM-8031	628395	EM-8395	628695	EM-8695	628938	EM-8938
628036	EM-8012	628415	EM-8415	628696	EM-8696	628939	EM-8939

CROSS REFERENCE

Mfg Part No	Our Part	Mfg Part No	Our Part	Mfg Part No	Our Part	Mfg Part No	Our Part
PIONEER (cont.)		PIONEER (cont.)		PIONEER (cont.)		PIONEER (cont.)	
628941	EM-8941	629114	EM-9114	635372	EM-3090	648531	DS-8531
628947	EM-8947	629115	EM-9115	635377	EM-3099	648532	DS-8532
628951	EM-8951	629121	EM-9121	635396	EM-3111	648533	DS-8533
628956	EM-8956	629123	EM-9123	635438	EM-3139	648535	DS-8535
628957	EM-8957	629124	EM-9124	636124	EM-5398	648549	DS-8549
628959	EM-8959	629125	EM-9125	636304	EM-8133	648550	DS-8550
628964	EM-8964	629138	EM-9138	636318	EM-8133	648551	DS-8551
628971	EM-8971	629142	EM-9142	636519	EM-8024	648563	EM-8563
628977	EM-8977	629143	EM-9143	636703	EM-5187	648565	DS-8565
628978	EM-8978	629147	EM-9147	636740	EM-8615	648587	DS-8587
628979	EM-8979	629428	EM-9428	636741	EM-8614	648588	DS-8588
628980	EM-8980	629560	EM-9560	638045	EM-8045	648591	DS-8591
628983	EM-8983	629568	EM-7007	638047	EM-8047	648627	DS-8627
628985	EM-8985	629570	EM-9570	638137	EM-8137	648635	DS-8635
628986	EM-8986	629611	EM-5957	638142	EM-8142	648636	DS-8636
628987	EM-8987	629617	EM-9617	638153	EM-8133	658029	EM-8029
628989	EM-8989	629619	EM-9619	638201	EM-8201	658272	EM-8272
628990	EM-8990	629621	EM-5905	638284	EM-8284	658438	EM-8438
628991	EM-8991	629635	EM-5908	638428	EM-8120	658521	EM-8521
628993	EM-8993	629638	EM-5910	638479	EM-8142	658524	EM-8524
628996	EM-8996	629641	EM-5911	638697	EM-8697	658525	EM-8525
629000	EM-2881	629649	EM-5963	638698	EM-8698	658548	EM-8548
629002	EM-9002	629666	EM-7215	638867	EM-8867	658614	EM-8614
629010	EM-9010	629667	EM-5956	638995	EM-8995	658656	EM-8656
629011	EM-9011	629673	EM-5975	639020	EM-9020	658657	EM-8657
629015	EM-2887	629677	EM-5976	639532	EM-5132	658658	EM-8658
629018	EM-9018	629678	EM-5969	639545	EM-9545	662714	EM-2714
629025	EM-9025	629681	EM-5967	639559	EM-9559	666901	EM-8236
629026	EM-9026	632396	EM-2396	639588	EM-9588	671004	EM-2893
629028	EM-9028	632490	EM-2490	639593	EM-9593	671006	EM-2879
629032	EM-9032	632491	EM-2491	639595	EM-9595	671038	EM-2842
629035	EM-9035	632492	EM-2492	639601	EM-9601	671042	EM-2837
629038	EM-9038	632526	EM-2528	639610	EM-9610	672556	EM-2556
629046	EM-9046	632527	EM-2528	639612	EM-9612	672696	EM-2696
629049	EM-9049	632528	EM-2528	639613	EM-9613	672707	EM-2707
629052	EM-9018	632561	EM-2528	639615	EM-5944	672712	EM-2712
629053	EM-9053	632573	EM-2528	639632	EM-5783	672779	EM-2779
629054	EM-9054	632609	EM-2609	639651	EM-5913	672821	EM-2821
629055	EM-9055	632662	EM-2662	639671	EM-5968	672823	EM-2823
629058	EM-9058	632716	EM-2716	639674	EM-5985	672824	EM-2824
629060	EM-9060	632761	EM-2761	639798	EM-7055	672880	EM-2880
629061	EM-9061	632780	EM-2780	644223	EM-9053	672895	EM-2895
629063	EM-9063	632781	EM-2781	646027	DS-6027	672897	EM-2897
629064	EM-9064	632782	EM-2782	646028	DS-6028	672932	EM-2932
629070	EM-9070	632798	EM-2798	646035	DS-6035	672974	EM-2974
629073	EM-9073	632799	EM-2799	646038	DS-6038	674202	EM-2840
629074	EM-9074	632814	EM-2814	646040	DS-6040	674207	EM-9165
629082	EM-9082	632815	EM-8200	646048	DS-6048	674211	EM-5141
629086	EM-9086	632817	DS-8538	646049	DS-6049	675225	EM-2895
629087	EM-9087	632826	EM-8045	646051	DS-6051	678999	EM-8999
629088	EM-9088	632872	EM-2872	646052	DS-6052	679101	EM-9101
629089	EM-9089	632899	EM-2899	646053	DS-6053	909653	EM-5600
629090	EM-9090	632900	EM-2900	646056	DS-6056	A2834	EM-2834
629091	EM-9091	632901	EM-2901	646061	DS-6061	A2835	EM-2835
629093	EM-9093	633182	EM-4028	646062	DS-6062	A4000	EM-5518
629094	EM-9094	633214	EM-4057	646085	DS-6511	A4310	EM-5468
629095	EM-9095	633216	EM-4146	646086	DS-6512	A4622	EM-5452
629096	EM-9096	633218	EM-4055	648318	DS-8318	A5338	EM-5424
629098	EM-9098	633219	EM-4056	648425	EM-8425	A5339	EM-5425
629100	EM-9100	633220	EM-4095	648468	DS-8468	A5341	EM-5426
629102	EM-9102	634206	EM-5206	648469	DS-8469	A5346	EM-5428
629103	EM-9103	634210	EM-9235	648470	DS-8470	A5347	EM-3128
629104	EM-9104	634240	EM-9234	648471	DS-8471	A6953HY	EM-5445
629105	EM-9105	634258	EM-5874	648472	DS-8472	A7084	EM-5530
629106	EM-9106	634318	EM-9228	648473	DS-8473	A7087	EM-5436
629107	EM-9107	634350	EM-9444	648474	DS-8474	A7088	EM-5437
629108	EM-9108	634536	EM-9303	648475	DS-8475	A7092	EM-5439
629112	EM-2410	635306	EM-3095	648509	DS-8509	MB518393	EM-8281
629113	EM-9113	635322	EM-3087	648530	DS-8531		

CROSS REFERENCE

Mfg Part No	Our Part	Mfg Part No	Our Part	Mfg Part No	Our Part	Mfg Part No	Our Part
REIN		RODATECH (EAGLE BHP) (con		RODATECH (EAGLE BHP) (con		RODATECH (EAGLE BHP) (con	
AVE0045P	EM-5877	1092H	EM-2896	1209	EM-8937	1306	EM-3062
AVE0046P	EM-9003	1093H	EM-2895	1210	EM-8253	1307	EM-3061
AVE0087R	EM-9265	1097	EM-8711	1212	EM-90011	1308	EM-3000
AVE0101P	EM-8832	1098H	EM-2926	1215	EM-9190	1309	EM-2999
AVE0105P	EM-5394	1099	EM-4118	1216	EM-9167	1310	EM-3078
AVE0109	EM-5860	1100	EM-90027	1217	EM-9219	1313	EM-2936
AVE0110P	EM-5922	1101	EM-90002	1220	EM-90015	1321	EM-8797
AVE0126R	EM-5396	1103	EM-90028	1221H	EM-9149	1324	EM-9187
AVE0130P	EM-9244	1107R	EM-90040	1222H	EM-9185	1327	EM-3073
AVE0251P	EM-9562	1108	EM-9093	1224H	EM-2717	1328	EM-3074
AVE0258R	EM-8834	1109	EM-90006	1225	EM-8974	1329	EM-3066
AVE0338R	EM-9265	1110	EM-90003	1226	EM-8975	1332	EM-9263
RODATECH (EAGLE BHP)		1112	EM-90004	1227	EM-8973	1333	EM-9260
1000R	EM-2980	1113	EM-2956	1228	EM-9204	1334	EM-9283
1001R	EM-3011	1114	EM-2957	1229	EM-9152	1335	EM-8819
1008R	EM-90037	1115	EM-2927	1230	EM-9151	1336	EM-9262
1009R	EM-2875	1117	EM-2928	1231H	EM-9247	1337	EM-9245
1012	EM-2975	1123	EM-2658	1232H	EM-9194	1341H	EM-8998
1015	EM-8690	1129	EM-9208	1233H	EM-9297	1342	EM-9106
1017	EM-2949	1130	EM-3034	1234	EM-8959	1343	EM-8999
1018	EM-5080	1131	EM-3049	1235	EM-9217	1349	EM-8964
1019	EM-2909	1132	EM-2628	1235R	EM-7118	1351	EM-9422
1020	EM-2994	1133H	EM-2836	1236	EM-5426	1352	EM-9228
1021	EM-2945	1134	EM-2899	1237	EM-5350	1353	EM-9223
1023	EM-2959	1135H	EM-8967	1241	EM-2835	1354	EM-9256
1023R	EM-2844	1138	EM-2933	1242	EM-8792	1355	EM-5441
1025	EM-2911	1138H	EM-2933	1243H	EM-3103	1356	EM-9066
1026	EM-2912	1140	EM-90029	1244	EM-3037	1357V	EM-9139
1027	EM-2901	1141L	EM-90038	1245H	EM-3056	1358	EM-9168
1027R	EM-4169	1147H	EM-2903	1246	EM-3057	1360	EM-8352
1028	EM-2900	1149	EM-2962	1252	EM-3088	1364	EM-2988
1030H	EM-2910	1150H	EM-9016	1254	EM-2932	1365	EM-3051
1031	EM-2948	1151H	EM-2942	1255	EM-2870	1366	EM-3019
1032	EM-2960	1152H	EM-2837	1256	EM-2917	1367	EM-3039
1032R	EM-2849	1153H	EM-2838	1257H	EM-3021	1368	EM-3012
1033	EM-3017	1154	EM-2712	1258	EM-3027	1369	EM-3008
1034	EM-8689	1155	EM-8801	1259	EM-9184	1370	EM-3018
1035R	EM-2924	1156	EM-90030	1262	EM-2918	1371	EM-3013
1036R	EM-2923	1157	EM-90008	1265	EM-2963	1373	EM-3009
1037	EM-2931	1158	EM-90009	1266	EM-3067	1374	EM-3010
1037B	EM-2931	1159	EM-5424	1267	EM-2954	1375	EM-3016
1040	EM-2958	1160	EM-5425	1268	EM-3005	1376	EM-3015
1041H	EM-2938	1161	EM-90031	1269	EM-3006	1377	EM-3014
1042	EM-2977	1162	EM-8001	1272	EM-2992	1378	EM-3053
1043	EM-2915	1163	EM-8007	1273	EM-2991	1379	EM-3052
1044	EM-2939	1165	EM-8133	1274R	EM-3005	1380	EM-3007
1046	EM-90000	1166	EM-8166	1277	EM-9162	1381	EM-3055
1048H	EM-3003	1168H	EM-8662	1278	EM-3025	1389	EM-9209
1049	EM-2947	1171	EM-8670	1279	EM-3024	1391	EM-9252
1051	EM-2984	1174H	EM-8836	1280	EM-3038	1391EL	EM-5672
1051R	EM-2845	1178	EM-8987	1281H	EM-3085	1393	EM-8866
1052	EM-2925	1179H	EM-8997	1282	EM-2904	1396	EM-5404
1053	EM-2986	1180H	EM-9001	1283	EM-2905	1397	EM-9011
1054H	EM-9092	1182	EM-9009	1284	EM-3002	1398	EM-8960
1055	EM-9101	1183	EM-9010	1285	EM-3001	1400	EM-9442
1058H	EM-8513	1184	EM-9019	1286	EM-2973	1401	EM-5173
1059	EM-8074	1185	EM-8988	1287H	EM-2967	1402	EM-5174
1060	EM-8132	1187	EM-9058	1288	EM-9229	1402R	EM-2910
1062	EM-4421	1189	EM-9063	1289H	EM-3075	1402R	EM-90039
1068	EM-8178	1197	EM-9131	1290H	EM-3076	1405EL	EM-5818
1069	EM-8740	1198	EM-8568	1291	EM-2989	1405S	EM-9248
1070	EM-5612	1199	EM-90010	1294	EM-2930	1407R	EM-8398
1073	EM-2832	1200H	EM-2993	1295	EM-2929	1408	EM-8697
1074H	EM-2840	1201	EM-90032	1298	EM-2972	1409	EM-8529
1076H	EM-2890	1202	EM-2908	1299	EM-2764	1414	EM-5407
1077	EM-8261	1205	EM-8938	1300	EM-2765	1415	EM-5406
1080	EM-8577	1206	EM-9255	1301	EM-2834	1419H	EM-9092
1082	EM-8262	1207	EM-8935	1304	EM-3047	1420	EM-9410
1089	EM-90001	1208	EM-9296	1305	EM-3048	1421	EM-2971

CROSS REFERENCE

Mfg Part No	Our Part	Mfg Part No	Our Part	Mfg Part No	Our Part	Mfg Part No	Our Part
RODATECH (EAGLE BHP) (con)							
1422	EM-4002	1605H	EM-9441	1687R	EM-4034	1934	EM-90021
1431	EM-8170	1610	EM-3168	1689H	EM-3106	1935	EM-2657
1434	EM-9014	1610R	EM-4127	1690H	EM-3108	2265	EM-2265
1436	EM-9081	1611	EM-9225	1691H	EM-3109	2268	EM-2268
1452	EM-9148	1612H	EM-9280	1692	EM-3081	2287	EM-2287
1462	EM-9476	1612HR	EM-9280	1692R	EM-4171	2328	EM-2328
1464	EM-9082	1613	EM-9216	1693	EM-3086	2331	EM-2331
1465	EM-9087	1614	EM-5689	1695H	EM-3110	2332	EM-2332
1466	EM-8062	1615	EM-9487	1696	EM-5085	2341	EM-2341
1488	EM-8658	1617	EM-9250	1697	EM-3129	2351	EM-2351
1489	EM-8161	1618	EM-9437	1698H	EM-3117	2354X	EM-2617
1500	DS-8473	1619	EM-9286	1699H	EM-3118	2360	EM-2360
1502	DS-8551	1621H	EM-5931	1700H	EM-3116	2379	EM-2379
1504	DS-8470	1622	EM-5932	1704	EM-2378	2381	EM-2381
1505	DS-8474	1623	EM-5868	1715	EM-2167	2382	EM-2382
1506	DS-8471	1624	EM-3113	1719	EM-2349	2383	EM-2382
1507	DS-8549	1625	EM-3114	1736	EM-2282	2384	EM-2384
1508	DS-5234	1626	EM-3115	1757	EM-2288	2385	EM-2385
1510	DS-8473	1627	EM-9214	1762	EM-2512	2387	EM-2387
1511	DS-8475	1628H	EM-9496	1782	EM-2292	2391	EM-2391
1512	DS-6062	1629	EM-9302	1786	EM-2742	2394	EM-2394
1513	DS-6061	1630	EM-9303	1794	EM-2533	2400	EM-2681
1514	DS-6035	1631	EM-9397	1796	EM-2469	2406	EM-2406
1515	DS-6049	1632	EM-5871	1797	EM-2329	2407	EM-2407
1516	DS-6038	1633	EM-3122	1798	EM-2448	2408	EM-2408
1520	DS-6056	1636	EM-9448	1800	EM-2742	2409	EM-2409
1522	DS-6092	1639	EM-2437	1802	EM-2489	2439	EM-2439
1523	DS-6068	1640	EM-2438	1805	EM-8857	2441	EM-2441
1525	DS-6076	1641	EM-8983	1809	EM-2491	2442	EM-2442
1527	DS-5230	1642	EM-3190	1810	EM-2600	2444	EM-2444
1530	DS-8471	1643	EM-3189	1812	EM-2268	2445	EM-2445
1531	DS-8471	1644H	EM-9015	1813	EM-2378	2460	EM-2460
1532	DS-8469	1646	EM-8968	1814	EM-2472	2473	EM-2473
1533	DS-5225	1647	EM-8899	1817	EM-8119	2474	EM-2474
1536	DS-6521	1648H	EM-9488	1824	EM-8310	2490	EM-2490
1539	DS-6511	1649H	EM-9457	1830	EM-8142	2528	EM-2528
1540	DS-6512	1650	EM-9443	1831	EM-8284	2537	EM-2537
1548	DS-6515	1651HR	EM-9459	1832	EM-2420	2543	EM-2543
1556H	EM-5656	1652	EM-9484	1833	EM-2417	2549	EM-2549
1557	EM-9230	1653H	EM-9164	1834	EM-2456	2550	EM-2550
1560	EM-8586	1654	EM-9157	1835	EM-2414	2555	EM-2555
1562H	EM-3150	1655	EM-9163	1837	EM-2467	2556	EM-2556
1563H	EM-3151	1656	EM-3082	1839	EM-2466	2559	EM-2559
1566H	EM-5527	1656R	EM-3082	1845	EM-2388	2562	EM-2562
1567H	EM-9092	1657	EM-3069	1847	EM-2457	2563	EM-2563
1568	EM-5213	1657R	EM-3069	1864	EM-2396	2568	EM-2568
1569H	EM-8845	1662	EM-5078	1867	EM-9045	2569	EM-2572
1569S	EM-8845	1663H	EM-5867	1868	EM-2493	2570	EM-2570
1570	EM-90033	1664	EM-9545	1870R	EM-2665	2571	EM-2571
1571	EM-90019	1665H	EM-5865	1874	EM-2558	2572	EM-2572
1572	EM-9205	1666	EM-9446	1879	EM-2290	2609	EM-2609
1574	EM-8990	1668	EM-9551	1880	EM-2289	2620	EM-2620
1578H	EM-5782	1669	EM-9460	1881	EM-2661	2622	EM-2622
1579H	EM-3167	1671	EM-9309	1881H	EM-2661	2625	EM-2625
1582	EM-3152	1672	EM-9324	1884	EM-2696	2626	EM-2626
1582R	EM-4094	1672H	EM-9324	1884H	EM-2696	2627	EM-2627
1584	EM-3130	1673	EM-9310	1894	EM-2624	2635	EM-2635
1585	EM-3131	1674	EM-9308	1896	EM-2557	2636	EM-2636
1586	EM-3120	1675	EM-4018	1896X	EM-2884	2637	EM-2637
1589H	EM-3096	1676	EM-4060	1897	EM-2564	2638	EM-2638
1590	EM-3094	1677	EM-5587	1900	EM-2421	2639	EM-2639
1591	EM-5659	1680	EM-3098	1901	EM-8133	2640	EM-2640
1596	EM-9241	1681	EM-3090	1902	EM-8125	2641	EM-2641
1599	EM-9222	1682	EM-3104	1911	EM-2811	2642	EM-2642
1600	EM-9196	1683H	EM-3093	1912	EM-2830	2643	EM-2643
1601	EM-3157	1684	EM-2990	1913	EM-2829	2644	EM-2644
1602	EM-3134	1685H	EM-4044	1919	EM-2852	2645	EM-2645
1603	EM-3145	1686	EM-3107	1925	EM-2221	2646	EM-2646
1604	EM-9202	1687	EM-4034	1929	EM-2656	2648	EM-2815

CROSS REFERENCE

Mfg Part No	Our Part	Mfg Part No	Our Part	Mfg Part No	Our Part	Mfg Part No	Our Part
RODATECH (EAGLE BHP) (con)							
2648R	EM-2815	2818	EM-2818	3346	EM-4379	3480H	EM-4076
2649	EM-2649	2819R	EM-2819	3348H	EM-4411	3482	EM-4129
2650	EM-2650	2820	EM-2820	3350H	EM-4424	3483	EM-4080
2651	EM-2651	2821	EM-2821	3354H	EM-4433	3485H	EM-4133
2652	EM-2652	2822	EM-2822	3360H	EM-4437	3486	EM-4130
2653	EM-2653	2823	EM-2823	3403	EM-7306	3489	EM-3193
2659	EM-2659	2824	EM-2824	3414	EM-7352	3490	EM-4154
2660H	EM-2660	2825	EM-2825	3415	EM-7351	3491H	EM-5872
2662	EM-2662	2826	EM-2826	3416H	EM-7365	3493	EM-5792
2663	EM-2663	2827	EM-2827	3417	EM-9197	3494	EM-3156
2664	EM-2664	2828	EM-2828	3418	EM-9212	3495H	EM-4012
2665	EM-2665	2831	EM-2831	3419	EM-9213	3497	EM-4013
2672	EM-2394	2833	EM-2833	3420	EM-9218	3498	EM-9452
2674	EM-2674	2839	EM-2839	3421H	EM-9451	3499	EM-90036
2677	EM-2677	2841	EM-2841	3422H	EM-9211	3499	EM-9453
2678	EM-2678	2841H	EM-2841	3423H	EM-9182	3500H	EM-5953
2681	EM-2681	2842	EM-2842	3424	EM-3168	3501	EM-5943
2685	EM-2685	2843	EM-2843	3424R	EM-4127	3503	EM-7072
2688	EM-2688	2850	EM-2850	3425	EM-4316	3504	EM-3028
2690	EM-2690	2851	EM-2851	3425	EM-9215	3505	EM-3040
2697H	EM-2697	2853	EM-2853	3426	EM-9220	3506	EM-3041
2698	EM-2698	2854	EM-2854	3427H	EM-5793	3507	EM-3042
2707	EM-2707	2855	EM-2855	3428H	EM-5875	3508	EM-3044
2709	EM-2709	2856	EM-2856	3429	EM-9428	3509H	EM-3079
2711	EM-2711	2857	EM-2857	3430H	EM-9282	3510H	EM-3020
2713	EM-2713	2858	EM-2858	3430HR	EM-9282	3511H	EM-3022
2715	EM-2715	2859	EM-2859	3431	EM-9221	3512H	EM-3023
2716	EM-2866	2860	EM-2860	3432	EM-9285	3513	EM-3031
2730	EM-2730	2861	EM-2861	3433	EM-9300	3514	EM-3032
2731	EM-2731	2862	EM-2862	3434	EM-9301	3515	EM-3033
2732	EM-2731	2863	EM-2863	3435	EM-9298	3515H	EM-3033
2759	EM-2759	2864	EM-2864	3436	EM-9384	3516H	EM-3071
2766	EM-2766	2868	EM-2868	3439	EM-4061	3517H	EM-3072
2771	EM-2771	2869	EM-2869	3440	EM-4062	3518H	EM-3077
2774	EM-2774	2872	EM-2872	3441	EM-3128	3519H	EM-3080
2775	EM-2775	2874	EM-2874	3442	EM-3177	3520H	EM-3083
2778	EM-2778	2875	EM-5078	3443H	EM-5583	3521H	EM-9188
2780	EM-2780	2875R	EM-2875	3444	EM-5354	3522	EM-5876
2781	EM-2781	2876H	EM-2876	3446H	EM-4033	3523H	EM-4155
2782	EM-2782	2877	EM-2622	3447	EM-4071	3524	EM-8696
2785	EM-2785	2878	EM-2878	3448	EM-4019	3525	EM-8111
2786	EM-2786	2879	EM-2879	3449H	EM-9467	3527	EM-5933
2788H	EM-2788	2880	EM-2880	3450HR	EM-9459	3527R	EM-5933
2789H	EM-2789	2881	EM-2881	3451	EM-4117	3530H	EM-4064
2790H	EM-2790	2882	EM-2882	3453	EM-9539	3531	EM-4304
2791H	EM-2791	2883	EM-2883	3454	EM-5349	3532H	EM-4155
2792H	EM-2792	3008	EM-4228	3455H	EM-5588	3537H	EM-5949
2793	EM-2793	3009	EM-4227	3456	EM-3095	3538H	EM-4081
2794	EM-2794	3014H	EM-7300	3457	EM-3099	3540	EM-3137
2795H	EM-2795	3015H	EM-7301	3458	EM-3101	3541	EM-9283
2796H	EM-2796	3019	EM-7233	3460H	EM-5475	3543	EM-9078
2797	EM-2797	3041	EM-4196	3461H	EM-9506	3544	EM-3144
2798	EM-2798	3042H	EM-4054	3462	EM-9482	3545	EM-9423
2799	EM-2799	3063H	EM-7213	3463	EM-9520	3547H	EM-5904
2800	EM-2800	3074H	EM-7340	3464H	EM-9279	3548	EM-5377
2801	EM-2801	3082	EM-7279	3465	EM-9249	3550	EM-8817
2802	EM-2802	3083H	EM-7316	3466	EM-9246	3551	EM-9181
2803H	EM-2803	3107	EM-4323	3467	EM-5930	3554H	EM-9465
2804	EM-2804	3122H	EM-7308	3468	EM-90035	3555H	EM-5798
2806	EM-2806	3125	EM-7324	3470	EM-9497	3556	EM-5796
2807	EM-2807	3143H	EM-7210	3471H	EM-5982	3558	EM-9542
2808	EM-2808	3148	EM-7211	3472	EM-9513	3559	EM-9386
2809	EM-2809	3152	EM-5775	3473	EM-9549	3560	EM-9385
2812	EM-2812	3160H	EM-7209	3474	EM-3026	3562	EM-9268
2812H	EM-2812	3160H	EM-7219	3475	EM-2997	3564	EM-9265
2813	EM-2813	3172	EM-5975	3476H	EM-3084	3565	EM-9267
2813H	EM-2813	3174	EM-7059	3477	EM-2998	3566H	EM-9145
2814	EM-2814	3257H	EM-7444	3478	EM-3202	3567H	EM-5215
2817	EM-2817	3344H	EM-4411	3479	EM-4049	3568	EM-5216

CROSS REFERENCE

Mfg Part No	Our Part	Mfg Part No	Our Part	Mfg Part No	Our Part	Mfg Part No	Our Part
RODATECH (EAGLE BHP) (con)							
3570	EM-9022	3702H	EM-5892	3798	EM-8914	3875	EM-9314
3571	EM-3050	3703H	EM-5894	3799	EM-9346	3876	EM-9336
3573H	EM-5654	3704H	EM-5894	3800H	EM-9344	3877	EM-9320
3577	EM-3141	3705H	EM-5893	3801	EM-9191	3878H	EM-9332
3578H	EM-4035	3706H	EM-5894	3802	EM-8884	3879	EM-9330
3579H	EM-4036	3707H	EM-5879	3803	EM-8886	3879H	EM-9330
3580H	EM-4037	3708	EM-9442	3804	EM-9469	3880	EM-9333
3581	EM-3133	3709	EM-9170	3805H	EM-9007	3881H	EM-9335
3582H	EM-4149	3710	EM-4091	3806H	EM-9008	3882	EM-9334
3584	EM-4226	3710R	EM-4006	3807	EM-8457	3883	EM-9342
3585	EM-4241	3711	EM-4090	3808	EM-9186	3884	EM-9341
3587	EM-5968	3714	EM-9299	3809	EM-8695	3885H	EM-9375
3588H	EM-7088	3716	EM-5935	3810	EM-9030	3886	EM-9347
3593	EM-9156	3717	EM-5860	3811	EM-9435	3888	EM-9364
3594	EM-9432	3718	EM-5922	3812H	EM-9178	3889H	EM-9372
3603	EM-9304	3719	EM-5844	3813	EM-8900	3890	EM-9413
3604H	EM-3147	3721H	EM-5877	3814	EM-9150	3892	EM-9277
3605H	EM-5694	3723	EM-3159	3814H	EM-9150	3893H	EM-8982
3606H	EM-5693	3724	EM-3162	3815	EM-9183	3894	EM-5783
3607	EM-5380	3726	EM-3160	3816	EM-8894	3895	EM-9466
3608	EM-3070	3731	EM-9579	3817	EM-9016	3896	EM-9461
3609	EM-3046	3732	EM-9580	3818	EM-8996	3897	EM-8965
3610	EM-4143	3744	EM-3100	3819H	EM-9261	3898	EM-9472
3614	EM-4095	3745	EM-3087	3820	EM-9420	3899	EM-5923
3621H	EM-3149	3746	EM-3105	3821	EM-9061	3900H	EM-5384
3622H	EM-3154	3747	EM-3111	3822	EM-8353	3901H	EM-8795
3623	EM-5428	3748	EM-3125	3823	EM-9438	3902H	EM-8796
3625	EM-9305	3749	EM-3126	3824	EM-9434	3903	EM-5750
3626	EM-9159	3750	EM-3127	3825	EM-3140	3904	EM-5757
3628	EM-9177	3752	EM-9160	3826	EM-9418	3905	EM-8870
3629	EM-5424	3753	EM-8798	3827	EM-9436	3906H	EM-5356
3630	EM-5425	3754	EM-9394	3828	EM-9388	3907H	EM-5900
3631H	EM-4039	3755	EM-5452	3830	EM-3123	3908	EM-5835
3632H	EM-3151	3756	EM-9531	3831	EM-3177	3909	EM-9546
3637	EM-9477	3757	EM-5144	3832H	EM-9244	3910	EM-9231
3638	EM-9455	3758	EM-5188	3833	EM-5358	3911	EM-9235
3640H	EM-5152	3759	EM-5190	3834	EM-5526	3912	EM-9227
3641	EM-9507	3760	EM-5191	3835	EM-5482	3913	EM-5206
3642	EM-9281	3761	EM-5121	3836	EM-8869	3914	EM-9538
3644	EM-4022	3763H	EM-9329	3837H	EM-5375	3915	EM-9233
3646	EM-3060	3764	EM-9068	3838H	EM-5362	3916	EM-9234
3647	EM-3059	3765	EM-8879	3839	EM-8163	3918	EM-9161
3648	EM-3063	3766	EM-8877	3842H	EM-5143	3919	EM-9278
3649R	EM-3065	3767	EM-9203	3843	EM-8743	3920	EM-9174
3650	EM-8872	3768	EM-9373	3844	EM-8783	3921	EM-9201
3651	EM-8873	3769	EM-8769	3847H	EM-9340	3922H	EM-5427
3657	EM-8850	3770	EM-8768	3848	EM-9361	3923	EM-3132
3660	EM-7065	3771	EM-9318	3849H	EM-9363	3924	EM-8722
3662H	EM-3092	3772	EM-8754	3851	EM-9370	3925	EM-8784
3667	EM-8395	3773	EM-8755	3852	EM-9361	3926	EM-9323
3668	EM-9483	3776	EM-8719	3853	EM-9339	3927	EM-8723
3670	EM-5785	3777	EM-8734	3854	EM-8775	3928	EM-8913
3672	EM-9433	3779	EM-8947	3857	EM-8911	3929	EM-5738
3673	EM-3119	3780	EM-8945	3858	EM-9313	3930	EM-9306
3674	EM-9599	3781H	EM-9345	3860	EM-9312	3931	EM-9378
3675	EM-9050	3783	EM-9316	3861H	EM-9325	3932	EM-3124
3676	EM-9494	3785	EM-8904	3862	EM-9326	3934	EM-9173
3678	EM-3064	3786	EM-8906	3864	EM-9362	3935	EM-9180
3679	EM-9411	3787	EM-8905	3865	EM-8949	3936	EM-8711
3688H	EM-8944	3788	EM-8908	3866	EM-8950	3937	EM-9437
3689H	EM-8832	3789	EM-8943	3867H	EM-8954	3938	EM-8978
3690H	EM-5394	3790	EM-8948	3868H	EM-9348	3939	EM-8977
3691H	EM-5859	3791	EM-8890	3869	EM-9315	3941	EM-8912
3693H	EM-9271	3792	EM-8952	3869H	EM-9315	3942	EM-8907
3694H	EM-9272	3793	EM-8953	3870	EM-9322	3943	EM-9359
3695H	EM-9003	3794H	EM-9368	3871	EM-9374	3944	EM-9351
3697H	EM-5884	3795	EM-9338	3872	EM-9380	3945	EM-8856
3698H	EM-5885	3796	EM-9306	3873	EM-9311	3946	EM-9414
3701H	EM-5886	3797	EM-9366	3874	EM-9024	3948H	EM-4074

CROSS REFERENCE

Mfg Part No	Our Part	Mfg Part No	Our Part	Mfg Part No	Our Part	Mfg Part No	Our Part
RODATECH (EAGLE BHP) (con)							
3949	EM-7241	4245	EM-4289	4361	EM-7376	4464H	EM-5882
3953	EM-4255	4248	EM-5353	4363	EM-7377	4465H	EM-5881
3955	EM-5647	4249	EM-7009	4366	EM-5905	4466H	EM-7153
3956	EM-9599	4250	EM-7013	4367	EM-4172	4467	EM-8971
3957	EM-9417	4253	EM-4057	4368	EM-9550	4468	EM-9473
3960H	EM-5890	4254	EM-4121	4369	EM-7107	4469H	EM-9445
3961H	EM-5889	4256	EM-3195	4370	EM-7078	4471H	EM-9445
3962H	EM-5660	4257H	EM-4116	4370	EM-9518	4474	EM-9511
3963H	EM-3166	4258	EM-4103	4371	EM-9509	4475	EM-9535
3964H	EM-3153	4259	EM-4100	4372H	EM-5964	4476	EM-9593
3965H	EM-5661	4261	EM-4104	4373	EM-7238	4477	EM-5861
3966H	EM-3158	4264H	EM-7148	4374	EM-5902	4478	EM-9558
3967H	EM-3146	4265H	EM-7145	4374	EM-7183	4481	EM-5515
3968	EM-3139	4266	EM-5990	4375	EM-5901	4485	EM-7234
3970	EM-3179	4267	EM-9487	4375	EM-7184	4492	EM-4276
3971H	EM-2995	4268	EM-7116	4376	EM-9522	4493	EM-4275
3972	EM-4028	4269	EM-7073	4377	EM-8849	4496	EM-9072
3973	EM-3142	4271	EM-5954	4379	EM-4142	4498	EM-8955
3974	EM-4040	4273H	EM-4243	4381	EM-4138	4501H	EM-5966
3975	EM-9058	4274	EM-4245	4382H	EM-4139	4503	EM-4397
3976	EM-9539	4277	EM-4000	4383	EM-4140	4504	EM-4310
3977	EM-9383	4278H	EM-4074	4387H	EM-4168	4505	EM-4311
3978	EM-8878	4278HR	EM-4074	4389H	EM-4168	4506	EM-4326
3979	EM-8947	4281	EM-4146	4390	EM-8824	4513H	EM-7018
3981	EM-9242	4283	EM-5912	4391	EM-5528	4518H	EM-7239
3983	EM-8993	4289	EM-9456	4392	EM-9287	4519	EM-7172
3984	EM-9425	4290	EM-9464	4393	EM-9601	4520	EM-7235
3985	EM-8991	4291	EM-5864	4394H	EM-5786	4521H	EM-7325
3986	EM-8989	4292	EM-8856	4396H	EM-4205	4521HR	EM-7230
3988	EM-8388	4293	EM-9587	4397	EM-4251	4524H	EM-5840
3989	EM-2633	4294	EM-9588	4399H	EM-7044	4525H	EM-5795
3990	EM-9554	4295	EM-4079	4403	EM-8981	4529	EM-9427
3991	EM-4109	4296	EM-4078	4404	EM-8980	4530	EM-3092
3993	EM-8744	4297H	EM-7009	4405	EM-9067	4531	EM-9215
3994	EM-8746	4298H	EM-9576	4406	EM-9054	4532H	EM-9572
3995	EM-8747	4299	EM-9504	4407	EM-9461	4533	EM-9343
3996	EM-8748	4300	EM-9541	4408	EM-9079	4544	EM-4182
3997	EM-8750	4301	EM-4046	4409	EM-9074	4545	EM-4181
3998	EM-8751	4302	EM-4045	4410	EM-8882	4548H	EM-5781
3999	EM-8757	4303	EM-5990	4413	EM-8978	4549H	EM-5776
4200	EM-8758	4304H	EM-5916	4417	EM-9153	4550	EM-5752
4202	EM-8791	4305H	EM-5742	4419	EM-9390	4551	EM-9560
4203	EM-8804	4306	EM-5834	4420	EM-9537	4552	EM-5769
4205	EM-8883	4309	EM-5914	4421	EM-3165	4553	EM-5768
4206	EM-8944	4311H	EM-4178	4422H	EM-3183	4556	EM-4016
4208	EM-8122	4316	EM-4240	4424	EM-5411	4557	EM-4015
4209	EM-9017	4318	EM-9518	4425	EM-4110	4558	EM-3030
4210	EM-9019	4319H	EM-9447	4426	EM-5530	4559	EM-3029
4211	EM-9189	4321	EM-9419	4427	EM-5993	4560	EM-9470
4212	EM-9253	4322H	EM-9449	4430H	EM-3200	4561	EM-7237
4214	EM-9295	4325H	EM-2974	4431	EM-3197	4570	EM-9552
4215	EM-9296	4326	EM-5908	4432	EM-3196	4573H	EM-5983
4217	EM-8896	4327	EM-8132	4433	EM-3201	4574H	EM-5971
4224	EM-4258	4328	EM-3074	4433H	EM-3201	4577	EM-9232
4225	EM-4101	4329	EM-3073	4434	EM-4128	4578H	EM-9527
4229H	EM-3148	4331	EM-9077	4435	EM-3199	4582H	EM-7000
4234H	EM-5977	4332H	EM-4029	4435H	EM-3199	4583	EM-9544
4235	EM-8995	4333	EM-4102	4436	EM-9426	4584	EM-5951
4236	EM-9514	4334	EM-4153	4442H	EM-7344	4588H	EM-4190
4237	EM-9454	4336	EM-4123	4443	EM-9573	4589H	EM-4152
4238H	EM-5970	4337	EM-4185	4444	EM-9444	4589HR	EM-4229
4239	EM-9498	4340	EM-8228	4446	EM-3043	4590H	EM-4053
4240	EM-5897	4346	EM-8992	4449H	EM-7097	4593H	EM-5973
4241	EM-5647	4347	EM-4135	4450H	EM-9236	4595	EM-7048
4242	EM-7162	4349H	EM-4309	4452	EM-5741	4596	EM-7040
4242H	EM-7162	4351	EM-4198	4453H	EM-7016	4603H	EM-7179
4242HR	EM-7212	4356R	EM-4041	4454H	EM-7053	4604H	EM-7134
4243H	EM-4145	4359H	EM-7187	4462	EM-7024	4608	EM-7168
4244	EM-5981	4360H	EM-7186	4463	DS-6514	4609	EM-4050

CROSS REFERENCE

Mfg Part No	Our Part	Mfg Part No	Our Part	Mfg Part No	Our Part	Mfg Part No	Our Part
RODATECH (EAGLE BHP) (con)							
4610	EM-4132	6219	EM-8186	6456	EM-8087	6671	EM-5180
4616H	EM-7356	6220	EM-8185	6457	EM-9478	6672	EM-2512
4620	EM-7205	6221	EM-9117	6461	EM-8516	6674	EM-2812
4623	EM-4077	6222	EM-8193	6463	EM-8691	6674H	EM-2812
4629H	EM-4174	6225	EM-8187	6467	EM-9240	6675	EM-2813
4630H	EM-4173	6227	EM-8180	6467H	EM-9240	6675H	EM-2813
4636	EM-5945	6230	EM-8192	6474	EM-8814	6676	EM-2718
4639H	EM-7332	6231	EM-8194	6500	EM-8031	6677	EM-2719
4643	EM-9519	6232	EM-8201	6502	EM-8435	6678	EM-7114
4644	EM-7197	6233	EM-8190	6505	EM-8021	6682	EM-2867
4645	EM-7198	6234	EM-8190	6506	EM-8010	6683	EM-2846
4648	EM-7174	6235	EM-8200	6507	EM-8431	6684	EM-8130
4649H	EM-4260	6239	EM-8175	6509	EM-8002	6685	EM-8149
4656	EM-4193	6242	EM-8179	6510	EM-8014	6686	EM-8427
4658H	EM-4265	6243	EM-9116	6512	EM-8016	6688	EM-8148
4665	EM-4201	6246	EM-8361	6519	EM-8024	6691	EM-2805
4679	EM-5825	6248	EM-8208	6520	EM-8575	6692	EM-8224
4685H	EM-7025	6253	EM-8209	6524	EM-8329	6693	EM-8236
4692H	EM-7311	6256	EM-8979	6525	EM-8008	6694	EM-90022
4694	EM-4106	6257	EM-8644	6526	EM-8300	6695	EM-2810
4701H	EM-4082	6261	EM-8177	6528	EM-8026	6704R	EM-2978
4715	EM-4111	6261X	EM-5198	6529	EM-8497	6705R9	EM-2886
4719H	EM-5940	6274	EM-8508	6530	EM-8432	6706	EM-2873
4728	EM-7195	6275	EM-8207	6531	EM-8002	6706R	EM-5106
4732H	EM-5958	6277	EM-8485	6533	EM-9136	6712R	EM-2632
4737	EM-4055	6286	EM-8389	6534	EM-8021	6713	EM-2889
4738	EM-4056	6295	EM-8375	6536	EM-8615	6713R	EM-5105
4740	EM-4193	6308	EM-8304	6544H	EM-8009	6714R	EM-2887
4770H	EM-4125	6309	EM-8304	6545	EM-8411	6715R	EM-2888
4771	EM-4120	6310	EM-8304	6547H	EM-8011	6804	EM-8489
4773	EM-3142	6318	EM-8137	6549	EM-8404	6806	EM-8568
4783	EM-7056	6320	EM-8604	6550	EM-8572	6807	EM-8825
4789H	EM-7092	6323	EM-8140	6556	EM-8710	6808	EM-8277
4791	EM-5996	6330	EM-8141	6579	EM-8986	6811	EM-8524
4808H	EM-5903	6340	EM-8602	6582	EM-8898	6814	EM-8517
4815	EM-9574	6342	EM-8704	6587H	EM-8984	6819	EM-8282
4820	EM-4081	6342R	EM-5502	6589	EM-8586	6825	EM-8890
4822	EM-7302	6343	EM-8705	6602	EM-8205	6857	EM-8049
4829	EM-7143	6344	EM-8114	6606	EM-8205	6858	EM-8048
4830H	EM-7297	6345	EM-8682	6625	EM-8104	6862	EM-8579
4833	EM-7380	6346	EM-8681	6630	EM-9045	6863	EM-8576
4844H	EM-4308	6347	EM-8124	6632	EM-2513	6867	EM-9142
4853	EM-9536	6348	EM-8276	6632X	EM-2508	6870	EM-8351
4857H	EM-4161	6350R	EM-8295	6632Y	EM-2393	6871	EM-8499
4865	EM-4087	6355	EM-8296	6633H	EM-2548	6906	EM-8589
4866	EM-4086	6371	EM-9038	6634	EM-2615	6907	EM-8287
4873	EM-5913	6377	EM-8276	6637	EM-8553	7200	EM-8167
4921	EM-5871	6379	EM-8150	6638	EM-2477	7213	EM-8164
4929H	EM-4238	6381	EM-8322	6640	EM-2436	7214	EM-8164
4957H	EM-7290	6382	EM-8311	6642	EM-2720	7219	EM-8209
4958H	EM-7291	6383	EM-8307	6643	EM-2616	7226	EM-8418
4961	EM-7031	6390	EM-9042	6644X	EM-2618	7232	EM-8176
4966	EM-5883	6398	EM-8122	6645	EM-2621	7233	EM-8848
4984H	EM-4097	6398R	EM-7119	6646	EM-2538	7233X	EM-8848
4987	EM-4267	6398R	EM-8083	6647	EM-2492	7234	EM-8855
4988	EM-4131	6409	EM-8083	6653	EM-2340	7238	EM-8698
4989H	EM-4133	6410	EM-8078	6654	EM-8152	7241	EM-8795
6121	EM-8934	6413	EM-8059	6655	EM-2601	7254	EM-8851
6122	EM-8045	6419	EM-8082	6658H	EM-8224	7269	EM-8359
6127	EM-8047	6424	EM-8094	6659	EM-8222	7303	EM-8959
6131	EM-8597	6425	EM-8095	6660	EM-8236	7304	EM-9031
6134	EM-8041	6428	EM-8091	6661	EM-8617	7305	EM-8865
6143	EM-8042	6437	EM-8516	6662	EM-8616	7306EL	EM-5670
62009	EM-5742	6442	EM-8084	6663	EM-8236	7311	EM-8846
6206	EM-5042	6446	EM-8456	6665	EM-8118	7313	EM-9035
6211	EM-8195	6447	EM-8862	6669	EM-2979	7314	EM-9200
6215	EM-8181	6452	EM-8085	6669R	EM-2847	7315	EM-9166
6216	EM-8197	6453	EM-8086	6670	EM-5052	7318	EM-9012
6217	EM-8198	6454	EM-8088	6670R	EM-2848	7319	EM-8964

CROSS REFERENCE

Mfg Part No	Our Part	Mfg Part No	Our Part	Mfg Part No	Our Part	Mfg Part No	Our Part
RODATECH (EAGLE BHP) (con)		SEALED POWER (cont.)		SEALED POWER (cont.)		SEALED POWER (cont.)	
7320	EM-2985	270-2263	EM-2263	270-2350	EM-2350	270-2441	EM-2501
7321	EM-9251	270-2264	EM-2264	270-2351	EM-2351	270-2442	EM-2500
7323	EM-5773	270-2265	EM-2265	270-2353	EM-2353	270-2445	EM-2459
7324	EM-9415	270-2266	EM-2266	270-2357	EM-2357	270-2446	EM-2460
7325	EM-9431	270-2267	EM-2267	270-2358	EM-2358	270-2447	EM-2461
7327	EM-8162	270-2268	EM-2268	270-2359	EM-2359	270-2448	EM-2501
7328	EM-9228	270-2268	EM-2534	270-2360	EM-2360	270-2449	EM-2500
7330	EM-9500	270-2270	EM-2270	270-2362	EM-2362	270-2452	EM-2501
7331	EM-9165	270-2271	EM-2271	270-2363	EM-2363	270-2453	EM-2500
7332	EM-9226	270-2272	EM-2272	270-2364	EM-2364	270-2455	EM-2725
7517	DS-6516	270-2275	EM-2275	270-2365	EM-2365	270-2456	EM-2726
7753	EM-4405	270-2277	EM-2277	270-2367	EM-2367	270-2457	EM-2474
7755	EM-4407	270-2278	EM-2278	270-2368	EM-2368	270-2458	EM-2463
7758H	EM-4380	270-2279	EM-2279	270-2369	EM-2369	270-2459	EM-2727
7762H	EM-4415	270-2280	EM-2280	270-2370	EM-2370	270-2461	EM-2536
7763	EM-4117	270-2281	EM-2281	270-2372	EM-2347	270-2462	EM-2458
GJL339060	EM-7230	270-2282	EM-2282	270-2372	EM-2372	270-2466	EM-2749
SEALED POWER		270-2283	EM-2283	270-2373	EM-2373	270-2468	EM-2750
270-2009	EM-2009	270-2284	EM-2284	270-2374	EM-2374	270-2470	EM-2619
270-2010	EM-2010	270-2285	EM-2267	270-2375	EM-2375	270-2471	EM-2566
270-2039	EM-2039	270-2286	EM-2257	270-2376	EM-2376	270-2472	EM-2565
270-2040	EM-2040	270-2287	EM-2287	270-2377	EM-2370	270-2475	EM-2754
270-2048	EM-2048	270-2288	EM-2288	270-2377	EM-2371	270-2479	EM-2473
270-2050	EM-2050	270-2289	EM-2289	270-2378	EM-2378	270-2481	EM-2392
270-2060	EM-2060	270-2290	EM-2290	270-2379	EM-2379	270-2484	EM-2506
270-2070	EM-2070	270-2291	EM-2291	270-2381	EM-2381	270-2485	EM-2505
270-2107	EM-2107	270-2292	EM-2292	270-2384	EM-2384	270-2487	EM-2501
270-2119	EM-2119	270-2294	EM-2294	270-2385	EM-2385	270-2488	EM-2472
270-2121	EM-2121	270-2295	EM-2295	270-2387	EM-2387	270-2493	EM-2470
270-2122	EM-2122	270-2296	EM-2296	270-2388	EM-2388	270-2494	EM-2458
270-2123	EM-2123	270-2297	EM-2297	270-2389	EM-2389	270-2495	EM-2457
270-2124	EM-2124	270-2298	EM-2298	270-2390	EM-2389	270-2496	EM-2458
270-2125	EM-2125	270-2299	EM-2299	270-2391	EM-2391	270-2497	EM-2457
270-2141	EM-2141	270-2300	EM-2512	270-2392	EM-2446	270-2498	EM-2453
270-2142	EM-2142	270-2301	EM-2301	270-2393	EM-2437	270-2499	EM-2454
270-2162	EM-2162	270-2303	EM-2303	270-2394	EM-2438	270-2500	EM-2108
270-2163	EM-2163	270-2304	EM-2304	270-2395	EM-2433	270-2501	EM-2253
270-2170	EM-2170	270-2305	EM-2305	270-2396	EM-2434	270-2503	EM-2490
270-2172	EM-2172	270-2306	EM-2306	270-2398	EM-2436	270-2504	EM-2491
270-2204	EM-2204	270-2309	EM-2309	270-2400	EM-2382	270-2505	EM-2492
270-2205	EM-2205	270-2310	EM-2310	270-2401	EM-2457	270-2506	EM-2497
270-2206	EM-2206	270-2311	EM-2311	270-2403	EM-2444	270-2507	EM-2495
270-2219	EM-2219	270-2316	EM-2316	270-2404	EM-2445	270-2508	EM-2497
270-2220	EM-2220	270-2317	EM-2317	270-2405	EM-2448	270-2509	EM-2498
270-2221	EM-2221	270-2320	EM-2320	270-2406	EM-2441	270-2510	EM-2494
270-2222	EM-2222	270-2323	EM-2323	270-2407	EM-2442	270-2511	EM-2477
270-2223	EM-2223	270-2324	EM-2324	270-2408	EM-2439	270-2512	EM-2524
270-2225	EM-2225	270-2325	EM-2325	270-2409	EM-2440	270-2513	EM-2436
270-2226	EM-2226	270-2326	EM-2326	270-2410	EM-2502	270-2515	EM-2393
270-2227	EM-2227	270-2327	EM-2327	270-2411	EM-2396	270-2515	EM-2508
270-2228	EM-2228	270-2327	EM-2349	270-2412	EM-2395	270-2516	EM-2436
270-2231	EM-2231	270-2328	EM-2328	270-2413	EM-2329	270-2517	EM-2510
270-2234	EM-2234	270-2330	EM-2330	270-2414	EM-2531	270-2518	EM-2513
270-2235	EM-2235	270-2331	EM-2331	270-2415	EM-2464	270-2520	EM-2515
270-2238	EM-2238	270-2332	EM-2332	270-2416	EM-2467	270-2521	EM-2394
270-2240	EM-2240	270-2333	EM-2333	270-2420	EM-2447	270-2524	EM-2528
270-2241	EM-2241	270-2335	EM-2335	270-2421	EM-2600	270-2525	EM-2528
270-2242	EM-2242	270-2336	EM-2336	270-2422	EM-2733	270-2526	EM-2569
270-2244	EM-2287	270-2337	EM-2337	270-2424	EM-2734	270-2527	EM-2571
270-2245	EM-2142	270-2338	EM-2338	270-2425	EM-2493	270-2528	EM-2570
270-2249	EM-2267	270-2339	EM-2339	270-2426	EM-2469	270-2529	EM-2572
270-2250	EM-2250	270-2340	EM-2340	270-2428	EM-2471	270-2600	EM-2400
270-2254	EM-2254	270-2341	EM-2341	270-2429	EM-2723	270-2601	EM-2401
270-2255	EM-2255	270-2344	EM-2344	270-2430	EM-2724	270-2603	EM-2403
270-2256	EM-2256	270-2345	EM-2345	270-2431	EM-2466	270-2604	EM-2404
270-2257	EM-2257	270-2346	EM-2346	270-2432	EM-2496	270-2606	EM-2406
270-2261	EM-2261	270-2348	EM-2348	270-2434	EM-2462	270-2607	EM-2407
270-2261	EM-2296	270-2349	EM-2349	270-2435	EM-2503	270-2608	EM-2408
270-2262	EM-2262	270-2349	EM-2369	270-2437	EM-2776	270-2609	EM-2409

CROSS REFERENCE

Mfg Part No	Our Part	Mfg Part No	Our Part	Mfg Part No	Our Part	Mfg Part No	Our Part
SEALED POWER (cont.)		SEALED POWER (cont.)		SEALED POWER (cont.)		SEALED POWER (cont.)	
270-2610	EM-2690	270-2726	EM-2629	270-2891	EM-2765	270-3028	EM-8026
270-2614	EM-2414	270-2727	EM-2551	270-2892	EM-2766	270-3029	EM-8031
270-2615	EM-2415	270-2729	EM-2627	270-2894	EM-2667	270-3030	EM-8021
270-2618	EM-2418	270-2730	EM-2600	270-2895	EM-2668	270-3031	EM-8010
270-2619	EM-2419	270-2731	EM-2615	270-2896	EM-2710	270-3032	EM-8034
270-2620	EM-2420	270-2732	EM-2616	270-2897	EM-2653	270-3033	EM-8431
270-2621	EM-2421	270-2733	EM-2617	270-2898	EM-2654	270-3034	EM-2451
270-2622	EM-2293	270-2734	EM-2618	270-2899	EM-2655	270-3035	EM-8037
270-2623	EM-2167	270-2735	EM-2609	270-2900	EM-2656	270-3036	EM-8103
270-2624	EM-2424	270-2736	EM-2557	270-2901	EM-2657	270-3037	EM-8039
270-2625	EM-2425	270-2737	EM-2564	270-2902	EM-2658	270-3038	EM-8040
270-2626	EM-2426	270-2738	EM-2557	270-2903	EM-2767	270-3039	EM-8041
270-2628	EM-2428	270-2739	EM-2624	270-2904	EM-2768	270-3040	EM-8042
270-2629	EM-2429	270-2740	EM-2652	270-2905	EM-2769	270-3041	EM-8042
270-2630	EM-2456	270-2742	EM-2525	270-2906	EM-2711	270-3042	EM-8044
270-2631	EM-2533	270-2743	EM-2628	270-2907	EM-2770	270-3043	EM-8045
270-2632	EM-2532	270-2744	EM-2625	270-2908	EM-2771	270-3044	EM-8047
270-2633	EM-2417	270-2747	EM-2651	270-2909	EM-2676	270-3045	EM-8586
270-2634	EM-2410	270-2748	EM-2649	270-2910	EM-2664	270-3046	EM-8053
270-2635	EM-2730	270-2749	EM-2650	270-2911	EM-2663	270-3047	EM-8054
270-2636	EM-2731	270-2750	EM-2623	270-2912	EM-2692	270-3048	EM-8055
270-2637	EM-2731	270-2751	EM-2622	270-2913	EM-2662	270-3049	EM-8056
270-2640	EM-2680	270-2752	EM-2639	270-2914	EM-2674	270-3050	EM-8068
270-2642	EM-2740	270-2753	EM-2631	270-2915	EM-2688	270-3051	EM-8095
270-2644	EM-2681	270-2754	EM-2633	270-2916	EM-2772	270-3052	EM-8059
270-2647	EM-2741	270-2755	EM-2636	270-2917	EM-2707	270-3053	EM-8060
270-2649	EM-2488	270-2756	EM-2635	270-2919	EM-2677	270-3054	EM-8061
270-2650	EM-2487	270-2757	EM-2642	270-2920	EM-2678	270-3055	EM-8062
270-2652	EM-2775	270-2758	EM-2643	270-2921	EM-2773	270-3056	EM-8063
270-2655	EM-2759	270-2759	EM-2641	270-2922	EM-2777	270-3058	EM-8065
270-2656	EM-2449	270-2760	EM-2646	270-2923	EM-2788	270-3059	EM-8609
270-2658	EM-2451	270-2761	EM-2645	270-2924	EM-2697	270-3061	EM-8068
270-2659	EM-2452	270-2762	EM-2640	270-2925	EM-2712	270-3063	EM-8063
270-2660	EM-2743	270-2763	EM-2646	270-2926	EM-2548	270-3065	EM-8073
270-2664	EM-2489	270-2764	EM-2644	270-2927	EM-2778	270-3066	EM-8074
270-2668	EM-2748	270-2765	EM-2632	270-2928	EM-2785	270-3067	EM-8075
270-2675	EM-2739	270-2765	EM-2634	270-2929	EM-2693	270-3068	EM-8080
270-2677	EM-2751	270-2766	EM-2638	270-2930	EM-2718	270-3069	EM-8077
270-2684	EM-2549	270-2767	EM-2621	270-2931	EM-2782	270-3070	EM-8078
270-2684	EM-2550	270-2768	EM-2637	270-2932	EM-2786	270-3071	EM-8080
270-2685	EM-2549	270-2769	EM-2555	270-2933	EM-2713	270-3072	EM-8082
270-2685	EM-2550	270-2770	EM-2551	270-3000	EM-8018	270-3073	EM-8082
270-2686	EM-2548	270-2801	EM-2405	270-3001	EM-8001	270-3074	EM-8083
270-2687	EM-2543	270-2834	EM-2679	270-3002	EM-8002	270-3075	EM-8084
270-2688	EM-2558	270-2838	EM-2466	270-3003	EM-8004	270-3076	EM-8085
270-2692	EM-2382	270-2850	EM-2720	270-3004	EM-8005	270-3077	EM-8086
270-2699	EM-2537	270-2851	EM-2268	270-3005	EM-8006	270-3078	EM-8087
270-2700	EM-2458	270-2854	EM-2738	270-3006	EM-8007	270-3079	EM-8088
270-2702	EM-2538	270-2856	EM-2682	270-3007	EM-8008	270-3080	EM-8089
270-2704	EM-2538	270-2857	EM-2683	270-3008	EM-8009	270-3081	EM-8516
270-2707	EM-2538	270-2858	EM-2559	270-3009	EM-8010	270-3082	EM-8091
270-2708	EM-2601	270-2861H	EM-2696	270-3010	EM-8011	270-3083	EM-8080
270-2709	EM-2601	270-2862	EM-2381	270-3011	EM-2451	270-3084	EM-8093
270-2710	EM-2601	270-2865	EM-2661	270-3012	EM-8014	270-3085	EM-8094
270-2711	EM-2601	270-2873	EM-2684	270-3013	EM-8014	270-3086	EM-8095
270-2712	EM-2601	270-2875	EM-2685	270-3014	EM-8016	270-3087	EM-8096
270-2713	EM-2551	270-2878	EM-2499	270-3015	EM-8016	270-3088	EM-8097
270-2714	EM-2556	270-2879	EM-2687	270-3016	EM-8021	270-3089	EM-8098
270-2715	EM-2568	270-2880	EM-2686	270-3017	EM-8018	270-3090	EM-8099
270-2716	EM-2601	270-2881	EM-2665	270-3018	EM-8019	270-3091	EM-8100
270-2717	EM-2601	270-2882	EM-2717	270-3019	EM-8020	270-3092	EM-8060
270-2718	EM-2601	270-2883	EM-2660	270-3020	EM-8021	270-3093	EM-8102
270-2719	EM-2601	270-2884	EM-2691	270-3021	EM-8022	270-3094	EM-8103
270-2720	EM-2553	270-2885	EM-2671	270-3022	EM-8024	270-3095	EM-8104
270-2721	EM-2538	270-2886	EM-2761	270-3023	EM-8024	270-3096	EM-8105
270-2722	EM-2538	270-2887	EM-2708	270-3024	EM-8025	270-3097	EM-8106
270-2723	EM-2620	270-2888	EM-2762	270-3025	EM-8026	270-3098	EM-8107
270-2724	EM-2626	270-2889	EM-2763	270-3026	EM-8575	270-3099	EM-8108
270-2725	EM-2630	270-2890	EM-2764	270-3027	EM-8435	270-3100	EM-8103

CROSS REFERENCE

Mfg Part No	Our Part	Mfg Part No	Our Part	Mfg Part No	Our Part	Mfg Part No	Our Part
SEALED POWER (cont.)		SEALED POWER (cont.)		SEALED POWER (cont.)		SEALED POWER (cont.)	
270-3102	EM-8111	270-3173	EM-8195	270-3249	EM-8284	270-3322	EM-8374
270-3103	EM-8100	270-3174	EM-8196	270-3250	EM-8142	270-3323	EM-8375
270-3104	EM-8065	270-3175	EM-8197	270-3251	EM-8181	270-3324	EM-8377
270-3105	EM-8114	270-3176	EM-8198	270-3252	EM-8619	270-3325	EM-8375
270-3106	EM-8132	270-3177	EM-8485	270-3253	EM-8293	270-3326	EM-8179
270-3107	EM-8118	270-3178	EM-8200	270-3254	EM-8294	270-3327	EM-2690
270-3108	EM-8119	270-3179	EM-8201	270-3255	EM-8295	270-3329	EM-8384
270-3109	EM-8120	270-3183	EM-8205	270-3256	EM-8296	270-3330	EM-8385
270-3110	EM-8121	270-3184	EM-8206	270-3258	EM-8001	270-3331	EM-8187
270-3111	EM-8122	270-3185	EM-8207	270-3259	EM-8300	270-3332	EM-8389
270-3112	EM-8124	270-3186	EM-8208	270-3260	EM-8304	270-3333	EM-8389
270-3113	EM-8124	270-3187	EM-8209	270-3261	EM-8303	270-3334	EM-8389
270-3114	EM-8125	270-3188	EM-8210	270-3262	EM-8304	270-3336	EM-8197
270-3115	EM-8304	270-3189	EM-8211	270-3263	EM-8034	270-3337	EM-8197
270-3116	EM-8133	270-3190	EM-8212	270-3264	EM-8307	270-3338	EM-8398
270-3117	EM-8128	270-3191	EM-8213	270-3265	EM-8307	270-3339	EM-8398
270-3118	EM-8304	270-3195	EM-8218	270-3266	EM-8310	270-3340	EM-8402
270-3119	EM-8130	270-3196	EM-8211	270-3267	EM-8311	270-3341	EM-8404
270-3120	EM-8125	270-3197	EM-8220	270-3268	EM-8312	270-3342	EM-8197
270-3121	EM-8132	270-3198	EM-8221	270-3269	EM-8312	270-3343	EM-8406
270-3122	EM-8133	270-3199	EM-8222	270-3270	EM-8314	270-3344	EM-8407
270-3123	EM-8133	270-3200	EM-8224	270-3271	EM-8149	270-3345	EM-8385
270-3124	EM-8135	270-3201	EM-8225	270-3272	EM-8312	270-3346	EM-8385
270-3125	EM-8137	270-3202	EM-8102	270-3273	EM-8317	270-3347	EM-8197
270-3126	EM-8140	270-3203	EM-8228	270-3274	EM-8319	270-3348	EM-8411
270-3127	EM-8141	270-3204	EM-8229	270-3275	EM-8149	270-3349	EM-8413
270-3128	EM-8142	270-3205	EM-8230	270-3276	EM-8133	270-3350	EM-8413
270-3129	EM-8303	270-3206	EM-8231	270-3277	EM-8322	270-3351	EM-8209
270-3130	EM-8148	270-3207	EM-8232	270-3278	EM-8323	270-3352	EM-8415
270-3131	EM-8149	270-3208	EM-8233	270-3279	EM-8324	270-3353	EM-8175
270-3132	EM-8150	270-3209	EM-8234	270-3280	EM-8324	270-3354	EM-8175
270-3133	EM-8151	270-3210	EM-8103	270-3281	EM-8324	270-3355	EM-8418
270-3134	EM-8152	270-3211	EM-8236	270-3282	EM-8328	270-3356	EM-8191
270-3135	EM-8137	270-3212	EM-8224	270-3283	EM-8329	270-3357	EM-8643
270-3136	EM-8154	270-3213	EM-8238	270-3284	EM-8330	270-3358	EM-8415
270-3137	EM-8132	270-3214	EM-8239	270-3285	EM-8130	270-3359	EM-8422
270-3138	EM-8157	270-3215	EM-8073	270-3286	EM-8130	270-3360	EM-8021
270-3139	EM-8160	270-3216	EM-8242	270-3289	EM-8178	270-3361	EM-8424
270-3140	EM-8161	270-3217	EM-8244	270-3290	EM-8278	270-3363	EM-8034
270-3142	EM-8163	270-3218	EM-8424	270-3291	EM-8278	270-3364	EM-8427
270-3143	EM-8164	270-3219	EM-8517	270-3292	EM-8180	270-3365	EM-8177
270-3144	EM-8165	270-3220	EM-8004	270-3293	EM-9055	270-3366	EM-8430
270-3145	EM-8166	270-3221	EM-8248	270-3295	EM-8164	270-3367	EM-8431
270-3146	EM-8167	270-3222	EM-8031	270-3296	EM-8344	270-3369	EM-8435
270-3147	EM-8168	270-3223	EM-8014	270-3297	EM-8002	270-3370	EM-8434
270-3148	EM-8169	270-3224	EM-8014	270-3298	EM-8194	270-3371	EM-8435
270-3149	EM-8170	270-3225	EM-8019	270-3299	EM-8002	270-3372	EM-8435
270-3150	EM-8171	270-3226	EM-8253	270-3300	EM-8348	270-3373	EM-8435
270-3151	EM-8278	270-3227	EM-8254	270-3301	EM-8349	270-3374	EM-8438
270-3152	EM-8173	270-3228	EM-8255	270-3302	EM-8348	270-3375	EM-8439
270-3153	EM-8174	270-3229	EM-8586	270-3303	EM-8351	270-3376	EM-8586
270-3155	EM-8176	270-3230	EM-8586	270-3304	EM-8352	270-3377	EM-8442
270-3156	EM-8177	270-3231	EM-8259	270-3305	EM-8353	270-3378	EM-8586
270-3157	EM-8178	270-3232	EM-8261	270-3306	EM-8344	270-3379	EM-8579
270-3158	EM-8179	270-3233	EM-8262	270-3307	EM-8195	270-3380	EM-8445
270-3159	EM-8180	270-3234	EM-8080	270-3308	EM-8193	270-3381	EM-8579
270-3160	EM-8181	270-3235	EM-8094	270-3309	EM-8213	270-3382	EM-8576
270-3161	EM-8211	270-3236	EM-8266	270-3310	EM-8359	270-3383	EM-8586
270-3162	EM-8183	270-3237	EM-8103	270-3311	EM-8014	270-3384	EM-8586
270-3163	EM-8183	270-3238	EM-8584	270-3312	EM-8361	270-3385	EM-8586
270-3164	EM-8185	270-3239	EM-8270	270-3313	EM-8485	270-3386	EM-8352
270-3165	EM-8186	270-3240	EM-8324	270-3314	EM-8363	270-3387	EM-8586
270-3166	EM-8187	270-3241	EM-8274	270-3315	EM-8166	270-3388	EM-8063
270-3167	EM-8188	270-3242	EM-8312	270-3316	EM-8207	270-3389	EM-8609
270-3168	EM-8190	270-3244	EM-8277	270-3317	EM-8482	270-3390	EM-8456
270-3169	EM-8191	270-3245	EM-8278	270-3318	EM-8190	270-3391	EM-8457
270-3170	EM-8192	270-3246	EM-8279	270-3319	EM-8201	270-3392	EM-8073
270-3171	EM-8193	270-3247	EM-8282	270-3320	EM-8208	270-3393	EM-8073
270-3172	EM-8194	270-3248	EM-8283	270-3321	EM-8014	270-3394	EM-8460

CROSS REFERENCE

Mfg Part No	Our Part	Mfg Part No	Our Part	Mfg Part No	Our Part	Mfg Part No	Our Part
SEALED POWER (cont.)		SEALED POWER (cont.)		SEALED POWER (cont.)		TIMKEN (cont.)	
270-3395	EM-8075	270-3488	EM-8617	270-3559	EM-2813	HB4010A	DS-6071
270-3396	EM-8516	270-3489	EM-8236	270-3560	EM-2814	HB4016A	DS-6510
270-3397	EM-8466	270-3490	EM-8619	270-3561	EM-2815	HB4019A	DS-6099
270-3398	EM-8467	270-3491	EM-8620	270-3562	EM-2816	HB4021	DS-6509
270-3406	EM-8075	270-3492	EM-8622	270-3563	EM-2817	HB4025A	DS-6502
270-3407	EM-8142	270-3494	EM-8629	270-3564	EM-2818	HB55809	DS-6040
270-3408	EM-8304	270-3495	EM-8630	270-3565	EM-2819	HB6	DS-8474
270-3409	EM-8192	270-3496	EM-8631	270-3566	EM-2820	HB88107A	DS-6056
270-3410	EM-8485	270-3497	EM-8632	270-3567	EM-2821	HB88508	DS-6038
270-3411	EM-8197	270-3498	EM-8230	270-3568	EM-2822	HB88510	DS-6048
270-3412	EM-8490	270-3499	EM-8224	270-3569	EM-2823	HB88512A	DS-6049
270-3413	EM-8491	270-3500	EM-8663	270-3570	EM-2824	HB88514	DS-6531
270-3414	EM-8492	270-3501	EM-8639	SKF		HB88515	DS-6064
270-3415	EM-8400	270-3502	EM-8641	HB106-FF	DS-6061	HB88554	DS-6078
270-3416	EM-8495	270-3503	EM-8643	HB1280-20	DS-8472	HB88560	DS-6092
270-3417	EM-8008	270-3504	EM-8644	HB1380-50	DS-5225	URO / APA	
270-3418	EM-8497	270-3505	EM-8389	HB1380-75	DS-5226	URO-009466	EM-4121
270-3419	EM-8499	270-3506	EM-8196	HB1680-10	DS-8549		
270-3420	EM-8508	270-3507	EM-8164	HB1680-20	DS-5224		
270-3422	EM-8511	270-3508	EM-8648	HB206FF	DS-6035		
270-3423	EM-8513	270-3509	EM-8649	HB2380-40	DS-5227		
270-3424	EM-8078	270-3510	EM-8652	HB2780-20	DS-8627		
270-3425	EM-8516	270-3511	EM-8653	HB2800-20	DS-6528		
270-3426	EM-8517	270-3512	EM-8654	HB2800-60	DS-6024		
270-3427	EM-8524	270-3513	EM-8656	HB2900-10	DS-6540		
270-3428	EM-8314	270-3514	EM-8657	HB3074A	DS-6503		
270-3429	EM-8197	270-3515	EM-8658	HB88107A	DS-6056		
270-3430	EM-8529	270-3516	EM-8659	HB88506	DS-6071		
270-3437	EM-8005	270-3517	EM-8662	HB88506	DS-6099		
270-3438	EM-8402	270-3518	EM-8663	HB88508	DS-6038		
270-3440	EM-8544	270-3519	EM-8664	HB88509	DS-6040		
270-3443	EM-8560	270-3520	EM-8665	HB88510	DS-6048		
270-3444	EM-8068	270-3521	EM-8165	HB88512A	DS-6049		
270-3445	EM-8095	270-3522	EM-8667	HB88514	DS-6531		
270-3448	EM-8566	270-3523	EM-8668	HB88515	DS-6064		
270-3449	EM-8568	270-3524	EM-8669	HB88518	DS-6502		
270-3450	EM-8568	270-3525	EM-8670	HB88529	DS-6536		
270-3452	EM-8572	270-3527	EM-8672	HB88530	DS-6079		
270-3453	EM-8010	270-3528	EM-8672	HB88532	DS-6063		
270-3454	EM-8574	270-3529	EM-8674	HB88540	DS-6510		
270-3455	EM-8575	270-3530	EM-8675	HB88547	DS-6516		
270-3456	EM-8576	270-3531	EM-8676	HB88550	DS-6533		
270-3457	EM-8578	270-3532	EM-8677	HB88553	DS-6535		
270-3458	EM-8579	270-3533	EM-8678	HB88554	DS-6078		
270-3459	EM-8055	270-3534	EM-8679	HB88557	DS-6534		
270-3460	EM-8582	270-3535	EM-8680	HB88560	DS-6092		
270-3462	EM-8584	270-3536	EM-2789	SKP			
270-3463	EM-8205	270-3537	EM-2790	SKM3002K	ETK-004		
270-3464	EM-8586	270-3538	EM-2791	SKM3004K	ETK-010		
270-3466	EM-8589	270-3539	EM-2792	SKM3009K	ETK-009		
270-3467	EM-8663	270-3540	EM-2793	SKM3034K	ETK-013		
270-3469	EM-8596	270-3541	EM-2794	SKM3062K	ETK-011		
270-3470	EM-8599	270-3542	EM-2795	SKM3075K	ETK-001		
270-3471	EM-8600	270-3543	EM-2796	SPICER			
270-3472	EM-8601	270-3544	EM-2798	213075	DS-6516		
270-3473	EM-8602	270-3545	EM-2799	TIMKEN			
270-3474	EM-8603	270-3546	EM-2800	HB10	DS-8532		
270-3475	EM-8604	270-3547	EM-2801	HB1004	DS-6072		
270-3476	EM-8605	270-3548	EM-2802	HB106FF	DS-6061		
270-3477	EM-8606	270-3549	EM-2803	HB12	DS-8472		
270-3478	EM-8607	270-3550	EM-2804	HB14	DS-5224		
270-3479	EM-8608	270-3551	EM-2805	HB2	DS-6051		
270-3480	EM-8609	270-3552	EM-2806	HB206FF	DS-6035		
270-3482	EM-8611	270-3553	EM-2807	HB26	DS-5225		
270-3483	EM-8612	270-3554	EM-2808	HB28	DS-5226		
270-3484	EM-8612	270-3555	EM-2809	HB3	DS-6052		
270-3485	EM-8614	270-3556	EM-2810	HB31	DS-5227		
270-3486	EM-8615	270-3557	EM-2817				
270-3487	EM-8616	270-3558	EM-2812				



LIMITED WARRANTY

Any product sold by Westar Distribution, LLC, is warranted to be free from defects in material and workmanship for a period of 12 months or 12,000 miles, whichever comes first. Westar will not warrant any product that is not used in strict accordance with the manufacturer's instructions for use, operation and installation. This limited warranty does not apply to any product which has been misused, altered, or used under excessive operating conditions beyond the manufacturer's instructions.

The liability of Westar Distribution, LLC is limited solely to the repair or replacement of defective products. Westar cannot be held responsible for the cost of any related parts, labor claims, or incidental expenses. Furthermore, Westar cannot be held responsible for any consequential damage, personal injuries or damage to property.

Westar Distribution, LLC will not be held responsible for any transportation costs incurred due to the return of parts to Westar or the return of replacement products to the buyer. Finally, Westar cannot be held liable for any damages, losses, or delays of products due to war, government restrictions or restraints, strikes, material shortage beyond the control of Westar Distribution, LLC, or acts of God.

INSTALLATION INSTRUCTIONS

Before installing any part, it is most important to check all inserts, rods and bearings to be sure that they are properly seated and move as per manufacturer specifications. Other causes for early or unusual failure of a part can be eliminated by a close inspection for other worn or damaged parts.

IMPORTANT NOTICE

While the utmost care was used in compiling the information in this catalog, we cannot assume any responsibility for errors, omissions, or the inaccuracy in data supplied to us. All parts shown within are intended as replacement parts. The use of any manufacturer's trademarks, part number or terminology is for the sole purpose of the users of this catalog to select the correct replacement part.

EML22

WESTAR

EST 1986



 **Address**

East Cost:

350 Winmeyer Ave. Suite: B
Odenton, MD 21113

West Coast Distribution Center:

1566 Archibald Ave.
Ontario, CA 91761
(714)909-0830

 **Toll Free**

800-WESTAR4

 **Email**

orders@westarparts.com

 **Website**

www.westarparts.com